Generaldirektion S.B.B.
BIBLIOTHEK

ANNALEN

der

SCHWEIZERISCHEN METEOROLOGISCHEN ZENTRAL-ANSTALT

1934

„Der Schweizerischen meteorologischen Beobachtungen“

Einundsiebzigster Jahrgang

ZÜRICH
Buchdruckerei zur Alten Universität
Kommission von Beer & Cie.

Inhalt.

Einleitung . . . . . Pag. III
Verzeichnis der schweizerischen meteorologischen Literatur, Januar 1934 bis Oktober 1935 IV
Bemerkungen über tägliche Beobachtungen V

Tägliche Beobachtungen

der Stationen: Bern, Neuchâtel, Altdorf, Genf, Zürich, Rigi-Kulm, Bevers, Sitten, Lugano, Basel, Säntis u. St. Gotthard Pag. 1—76
nebst ergänzenden Witterungsnotizen.

Monats- und Jahres-Uebersichten der meteorologischen Beobachtungen sämtlicher Stationen. 78—123

	Pag.		Pag.		Pag.		Pag.
Aarau	92 u. 93	Einsiedeln	84 u. 85	Lohn	94 u. 95	Schiers	121
Adelboden	96 u. 97	Ilm	82 u. 83	Lugano	112 u. 113	Schuls	106 u. 107
Airolo	123	Engelberg	86 u. 87	Lungern	116	Schwäbrig (bei Gais)	114
Altdorf	88 u. 89	Faido	123	Luzern	84 u. 85	Seewis	121
Altstätten	80 u. 81	Frauenfeld	78 u. 79	Marsens	119	Siders	120
Andermatt	116	Freiburg	94 u. 95	Meiringen	98 u. 99	Sils-Maria	108 u. 109
Arosa	104 u. 105	Generoso, Monte	112 u. 113	Montana	102 u. 103	Sitten	102 u. 103
Auen (Linthal)	82 u. 83	Genf	98 u. 99	Montreux-Clarens	100 u. 101	Soleil Mont (ob St. Imier)	117
Baden	114	Gersau	116	Muri	114	Solothurn	90 u. 91
Basel (Binningen)	88 u. 89	Glarus	82 u. 83	Neuchâtel	90 u. 91	Splügen (Dorf)	108 u. 109
Bellinzona	110 u. 111	Göschenen	88 u. 89	Oberiberg	84 u. 85	St. Beatenberg	96 u. 97
Bern	94 u. 95	Grächen	120	Olten	117	St. Bernhard	102 u. 103
Bernhardin	110 u. 111	Grimsel	98 u. 99	Pilatus-Kulm	86 u. 87	St. Gallen	80 u. 81
Bevers	108 u. 109	Grono	123	Platta (Medels)	104 u. 105	St. Gotthard	88 u. 89
Beznau	92 u. 93	Gurtnellen	116	Pontresina	122	Sta. Maria	106 u. 107
Bosco-Gurin	112 u. 113	Guttannen	98 u. 99	Reckingen	102 u. 103	St. Moritz	122
Braggio	110 u. 111	Haidenhaus	Nachtrag	Reichenau	121	Thun	118
Braunwald (ob Linthal)	115	Heiden	80 u. 81	Rheinfelden	118	Tschiertschen	122
Brè Monte (ob Lugano)	112 u. 113	Heiligenschwendi (Thun)	119	Rigi-Kulm	86 u. 87	Unter-Hallau	94 u. 95
Brévine, la	117	Interlaken	96 u. 97	Rochers de Naye	100 u. 101	Vättis	115
Buffalora (Ofenpass)	106 u. 107	Kreuzlingen	78 u. 79	Romont	119	Vicosoprano	108 u. 109
Cernier	117	Langenbruck	92 u. 93	Rorschach (Mariaberg)	114	Walchwil	84 u. 85
Château d'Oex	119	Langnau i. E.	96 u. 97	Saas-Fee	121	Wald-Hittenberg	Nachtrag
Chaumont	90 u. 91	Lausanne (Champ de l'air)	100 u. 101	Säntis	80 u. 81	Weggis	115
Chaux-de-Fonds, la	90 u. 91	Leukerbad	120	Sargans	82 u. 83	Weissenstein	92 u. 93
Chur	104 u. 105	Leysin	100 u. 101	Sarnen	86 u. 87	Werthenstein	Nachtrag
Comprovasco	123	Liestal	118	Scarl (Unterengadin)	122	Winterthur	78 u. 79
Davos-Platz	104 u. 105	Locarno (Muralto)	110 u. 111	Schaffhausen	118	Zermatt	120
Ebnat	115			Schatzalp (ob Davos)	106 u. 107	Zürich	78 u. 79

Fünftägige Temperatur-Mittel von 15 Normal-Stationen 124
Temperaturextreme „ 7 „ „ . . . . . 125—128
Aufzeichnungen der autographischen Apparate für Luftdruck, Temperatur, Richtung und Geschwindigkeit des Windes auf den Stationen:
Zürich und Säntis 1934 . . . . . 57 Seiten

Anhang: Ergänzende Beobachtungen und Abhandlungen.

Nr. 1. W. Brückmann. Uebersicht über den Witterungsverlauf in der Schweiz im Jahre 1934 . . . . . 7 Seiten
Nr. 2. Ergebnisse der Niederschlagsmessungen im Jahre 1934 . . . . . 10 „
M. Grütter. Einzelne bemerkenswerte Niederschläge . . . . . 7 „
Th. Zingg. Ergebnisse der im Alpengebiet aufgestellten Totalisatoren für das hydrographische Jahr 1933/34 . . . 2 „
Nr. 3. Ch. Golaz. Gewitterbeobachtungen im Jahre 1934 . . . . . 6 „
Nr. 4. Ergebnisse der Registrierungen der Sonnenscheinautographen im Jahre 1934 . . . . . 4 „
Nr. 5. E. Wanner. Jahresbericht des Erdbebendienstes der Schweiz im Jahre 1934 . . . . . 16 „
Nr. 6. P.-L. Mercanton et Ch. Golaz. Prévision locale des gelées nocturnes . . . . . 1 „
Nr. 7. P.-L. Mercanton. De l'estimation de la durée d'insolation par l'héliographe de Campbell-Stokes à boule de verre . . 2 „
Nr. 8. W. Brückmann. Ein neuer Strahlungs-Integrator . . . . . 3 „

Einleitung.

Die Resultate, der in diesem Bande publizierten Beobachtungen, sind diejenigen von 120 meteorologischen Stationen der Schweizerischen Meteorologischen Zentralanstalt in Zürich. Dazu kommen Basel, Bern, Genève, Lausanne und Neuchâtel, welche von den dortigen kantonalen Universitäten besorgt werden, aber analog organisiert und teilweise von der Zentralanstalt subventioniert sind. Es ist noch anzumerken, daß eine Anzahl von Stationen zwar von uns eingerichtet wurden, aber auf Kosten und unter dem Patronat von Verkehrsvereinen oder Sanatorien funktionieren. — Die Beobachtungszeiten sind normalerweise 7½, 13½ und 21½ h mitteleuropäische Zeit (entsprechend 7.13 und 21 h der früher in der Schweiz üblichen Berner Ortszeit). Diejenigen Stationen, welche gleichzeitig solche des internationalen synoptischen Netzes sind, d. h. Bern, Genève, Jungfraujoch, Lugano, Säntis und Zürich, beobachten auch noch um 18½ h; Säntis überdies 10½ und 16½ h.

Für die Bedürfnisse des Luftverkehrs war man gezwungen, auf den Hauptflugplätzen Basel, Genève und Zürich (Dübendorf) Stationen zu errichten, welche Beobachtungen im vollständigen synoptischen Code zu den internationalen — von denjenigen unseres Landesdienstes etwas abweichenden — Stunden 8, 11, 14, 17 h ausführen, zu welchen im Sommerhalbjahr noch 5 und 19 h kommen. Basel hat im Sommerhalbjahr mit Rücksicht auf die Nachtlinie Basel—Frankfurt noch Beobachtungen um 23 und 2 h. Die Beobachtungen dieser Flugplatzstationen figurieren nicht in den „Annalen".

Ein ausgedehntes Netz von ungefähr 300 Regen-Meßstationen ergänzt das klimatologische, sodaß der Niederschlag auf ungefähr 420 Stationen gemessen wird. Dazu kommen noch ca. 50 Totalisatoren in den unbewohnten Hochregionen.

Im Personal der Beobachter der meteorologischen Stationen traten im Berichtsjahr folgende Aenderungen ein:

In Interlaken resignierte wegen Rücktritt vom Amte Herr Pfarrer U. Fuchs, der die Station seit 1902 betreut hatte. Die Beobachtungen konnten leider erst im Mai 1935 durch seinen Nachfolger Hr. Pfarrer K. Christen wieder aufgenommen werden. Auf Mont Soleil folgte dem verstorbenen Herrn A. Mathys (seit 1911) Herr H. Kocher. In Bevers resignierte Herr Posthalter G. Krättli (seit 1919); er wurde ersetzt durch Herrn P. Nogler, Lehrer. In Andermatt folgte auf Pater Rembert Vögeli (seit 1929) Pater Engelhard, in St. Moritz auf Herrn Dr. J. Mäschig (seit 1932) Herr Pfarrer Dr. Tuena.

Auf der Zentralanstalt selber fanden zwei wichtige Mutationen statt. Einmal nahm der Direktor, Herr Dr. Julius Maurer, nach 55 Dienstjahren seinen Rücktritt. Seit 1905 hatte er dem Institut als kompetenter Direktor vorgestanden und dabei unermüdlich die Fortschritte der Meteorologie in unserm Lande in die Praxis umzusetzen versucht. Der Unterzeichnete wurde zu seinem Nachfolger ernannt. Sodann wurde nach langem Unterbruch die Stelle des Direktor-Adjunkten wieder besetzt und zwar durch die Beförderung des Herrn Dr. Robert Billwiller, bis anhin Meteorologe I. Klasse unseres Instituts. — Das wissenschaftliche Personal desselben setzte sich, außer dem Direktor und seinem Adjunkten, welchem zu seinen übrigen Funktionen speziell der Flugwetterdienst anvertraut ist, Ende 1934 zusammen aus den Herren Dr. W. Brückmann, Chef des klimatologischen Dienstes, Dr. E. Wanner, Chef des Erdbebendienstes, Ch. Golaz, Ing. M. Grütter, H. Uttinger und Dr. Lugeon (beurlaubt); ferner aus den Herren Dr. P. Berger, Dr. P. Böttcher, S. Eggenberger, Dr. J. Spaeth und Ing. O. Weber, welch letztere auf den Flugplätzen Dübendorf, Basel, Genève Dienst taten.

Infolge seiner Ernennung zum Direktor mußte Herr Prof. Mercanton aus der Eidg. meteorologischen Kommission ausscheiden.

Die Kommission hat gegenwärtig folgende Zusammensetzung:

Prof. Dr. P. Gruner, Bern, Präsident.
Prof. Dr. L. W. Collet, Genève, Vize-Präsident.
Prof. Dr. G. Tiercy, Genève.
Prof. Dr. W. Jost, Bern.
Prof. A. Kreis, Chur.
Prof. Dr. Th. Niethammer, Binningen-Basel.

Zürich, im Dezember 1935.

Der Direktor der Schweizerischen Meteorologischen Zentralanstalt:

P.-L. Mercanton.

Verzeichnis der schweizerischen meteorologischen Literatur Januar 1934 bis Oktober 1935

Annalen der Schweizerischen Meteorologischen Zentralanstalt (MZA). 71. Jahrgang, 1934.

Täglicher Wetterbericht der Schweiz. Meteorologischen Zentralanstalt, 54. Jahrgang, 1934.

Ergebnisse der täglichen Niederschlagsmessungen auf den meteorologischen und Regenmeß-Stationen in der Schweiz, Jahrgang 1934.

Meteorologische Monatsberichte Januar — Dezember 1934 — Sept. 1935 von W. Brückmann und M. Grütter, veröffentlicht von der MZA in: Schweizerische Zeitschr. für Forstwesen, 1934.

Résumé météorologique de l'année 1934 pour Genève et le Grand St-Bernard. (Arch. Sc. phys. et nat., Vol. 16 et 17, 1934/35.)

Observatoire météorologique de Lausanne (Champ de l'Air): Résumés mensuels 1934, publ. par le Service météorologique universitaire vaudois.

E. Ambühl: Sind unsere Alpen eine scharfe Wetterscheide? (Aus «Die Alpen», Jahrg. XI, 1935, Heft 1.)

P. Berger: Caoutchouc et vitesse ascensionnelle des ballons-pilotes. (Archives des Sc. phys. et nat. Vol. 17, 1935, p. 213.)

M. Bider: Beiträge zur Kenntnis des Jahresganges der Niederschlagsverhältnisse in Basel. (Verhandlg. Nat. Ges. Basel, Bd. XLVI.)

R. Billwiller: Der Firnzuwachs pro 1933/34 in einigen schweizerischen Firngebieten. (XXI. Bericht der Zürcher Gletscherkommission. Vierteljahresschrift der Nat. Ges. Zürich, 1934.)

— Influence des dépressions méditerranéennes sur le régime des précipitations de la région du Léman et sa délimitation vers la Suisse orientale. (C. R. VIIIe Congrès du Rhône, Lausanne 1934, p. 235 und Verhandlg. der Schweiz. Nat. Ges., 115. Jahresversammlung in Zürich, p. 295.)

M. Bonët: Un cas d'oscillation d'une couche d'inversion de température. (Bull. Soc. vaud. Sc. nat. Vol. 58, 1934, p. 165.)

G. Böhme: Der aërologische Zustand der Atmosphäre bei Gewitterlagen. (Verhandlg. der Schweiz. Nat. Ges. Zürich, 1934, p. 296, «Das Wetter» 1934, p. 296 und Archives Sc. phys. et nat. Vol. 16, 1934, p. 284.)

H. Burger: Einfluß des Waldes auf den Stand der Gewässer. II. Mitteilung: Der Wasserhaushalt im Sperbel- und Rappengraben von 1915/16 bis 1926/27. (Mitteilg. der Schweiz. Anstalt für das forstliche Versuchswesen, Bd. XVIII, Heft 2.)

— Unwetterschäden in Wald und Freiland in der Zentralschweiz 9. September 1934. («Schweiz. Zschr. für das Forstwesen», Jahrgang 1934, Nr. 12.)

Chalonge, Götz und Vassy: Simultanmessungen des bodennahen Ozons auf Jungfraujoch und in Lauterbrunnen. (Die Naturw., Bd. 22, 1934, p. 297.)

F. W. P. Götz: Die heilklimatische Bedeutung des Ozons. (Der Balneologe I, 23, 1934.)

— Mesures de l'absorption de l'ultraviolet dans les couches d'air horizontales faites comparativement à Arosa-Coire et au Jungfraujoch-Lauterbrunnen. (Arch. Sc. phys. et nat. Vol. 16, 1934, p. 35.)

— Ozonprobleme und Konstitution der Stratosphäre. (Forsch. und Fortschr. Bd. 10, 1934, p. 36 und spanisch in «Investigación y Progreso», Vol. 8, 1934, p. 142.)

— Irradiation Climates. (Arch. Medical Hydrology, Vol. 12, 1934, p. 264.)

— Lichtsäulen und Untersonnen. (Die Umschau, Bd. 38, 1934, p. 232.)

— Methode zur Bestimmung der Schichthöhe des nächtlichen Leuchtens. (Met. Zschr., Bd. 51, 1934, p. 190.)

— Ueber die Deutung des Umkehreffekts bei Messungen des atmosphärischen Ozons. (Zschr. f. Astrophysik, Bd. 8, 1934, p. 267.)

—, Schein und Stoll: Atmosphärische Untersuchungen mit dem Lichtzählrohr in Arosa. (Helv. Phys. Acta, Vol. 7, 1934, p. 485.)

— Ueber das Strahlungsklima. (Schweiz. Med. Wochenschr., Bd. 64, 1934 und Ann. Schweiz. Ges. für Baln. u. Klimatologie, Heft XXIX, 1934, p. 15.)

— Atmosphärische Banden im Ultraviolett. (Verhandlg. der Schweiz. Nat. Ges. Zürich, 1934, p. 288 und französ. in Arch. Sc. phys. et nat. Vol. 17, 1935, p. 266.)

— Die Wellenlängenabhängigkeit der Dunstextinktion. (Met. Zschr. Bd. 51, 1934, p. 472.)

— Das Gesetz der Verfärbung bei Diffusion. (Astronom. Nachr. 255, Nr. 6100, 1935.)

— Die Ozonhülle der Erde. (Die Umschau, Bd. 39, 1935, p. 502.)

— Das Klimaelement der Lufttrübung und sein Maß. (Schweiz. Med. Wochenschr., Bd. 65, 1935, p. 465 und Annalen der Ges. für Baln. u. Klimatologie, Heft XXX, 1935, p. 71.)

F. W. P. Götz, M. Schein u. B. Stoll: Messungen des bodennahen Ozons in Zürich. («Gerlands Beiträge zur Geophysik», Bd. 45, 1935, p. 237.)

E. Guyot et Ch. Godet: Le climat et la vigne. (Tirage à part de l'Annuaire agricole de la Suisse 1935.)

W. Lüdi: Waldgeschichte und Klimaveränderungen im schweizerischen Mittellande während der jüngern Postglazialzeit. (Vierteljahrsschr. der Nat. Ges. Zürich, 1935, p. 139.)

J. Maurer: Ueber die meteorologische Charakteristik des katastrophalen Wolkenbruchs vom Abend des 9. September 1934. (Schweiz. Wasser- u. Energiewirtschaft, XXVI. Jahrg. 1934, p. 123.)

— Das Jahr 1934 im Licht der Klimaschwankung. Die sieben größten Hochwasser der Schweiz seit 1864. (Wasser- u. Energiewirtschaft, 27. Jahrg., 1935, p. 88.)

P. L. Mercanton: Les variations périodiques des Glaciers des Alpes Suisses. 55e Rapport 1934. («Les Alpes», no. 6, 1935.)

W. Mörikofer: Die Abkühlungsgröße im Winterkurort. (Schweiz. Med. Wochenschr., Bd. 64, 1934, p. 119.)

— Staub und Wind im schweizerischen Hochgebirge, in ihrer Bedeutung für die Heufieberbehandlung. (36. Bericht des Heufieberbundes für das Jahr 1933, p. 92.)

— Ueber die Bedeutung der Kurortklimaforschung in der Schweiz. (Die Praxis, 23. Jahrg. 1934, Heft 8, p. 8.)

— Meteoropathologie. — Points de vue météorologiques sur la sensivité pour le temps. Deutsch, franz. und englisch. (Arch. of Medical Hydrology, vol. 12, 1934, p. 262.)

— Klimatologische Gesichtspunkte für die Errichtung von Krankenhäusern, Sanatorien etc. (Vervielfältigt, Juli 1934.)

— Meteorologische und Strahlungsuntersuchungen während des Polarjahres auf dem Jungfraujoch. (Verhandl. Schweiz. Naturf. Ges. Zürich, 1934, p. 300 und franz. in Arch. Sc. phys. et nat. Vol. 16, 1934, p. 282.)

— und U. Chorus: Wolkenaufnahmen auf dem Jungfraujoch.

— La radiation du soleil et du ciel. (Traité de Climatologie biologique et médicale. Masson & Cie., Ed. Paris, 1934, Tome I, p. 127.)

— Climat de la Suisse. (Ibid. Tome I, p. 421.)

— L'organisation des services de climatologie et de climatophysiologie dans les divers pays. (Ibid. Tome II, p. 1357.)

— et P.-M. Besse: Le climat de lac. (Ibid. Tome II, p. 958.)

W. Mörikofer: Klimatologische Einflüsse des Hochgebirges. (Verhandlg. der Deutschen Ges. für innere Med. 47. Kongreß Wiesbaden, 1935, p. 501.)

— Der heutige Stand der Bioklimatologie. (Praxis, Schweiz. Rundschau für Med. 24. Jahrg., p. 368, 1935.)

— Aufgaben der Kurortklimaforschung in der Schweiz. (Ann. Schweiz. Ges. für Balneologie u. Klimatologie. Heft. 30, 1935, p. 45 und Schweiz. Med. Wochenschr. 1935.)

— Klimatische Verhältnisse des Flüelapasses. (In «Flüelapaß», Bern 1935, p. 10.)

E. Nicola: Température de l'air aux Rochers de Naye même et au-dessus. (C. R. VIIIe Congrès du Rhône, Lausanne 1934, p. 245.)

M. Oechslin: Der Gruonbach im Kanton Uri. («Schweiz. Zschr. für Forstwesen», Nr. 5, Jahrg. 1935.)

R. Streiff-Becker: 71 Jahre Glarnerföhn. (Met. Zschr., Heft 4, 1935.)

J. Weber: Annalen der Schweizerischen Gesellschaft für Balneologie und Klimatologie. Hefte: XXVI, XXVII, XXVIII, XXIX, XXX.

Th. Zingg: Vorläufige Mitteilungen über die Beobachtungen der Station Snaefellsjökull (W-Island). Polarjahr 1932—1933. (Vervielfältigt, Mai 1935.)

Tägliche Beobachtungen

der Stationen:

Bern, Neuchâtel, Altdorf, Genf, Zürich, Rigi-Kulm, Bevers, Sitten, Lugano, Basel, Säntis und St. Gotthard

im Jahre 1934.

Für die Bezeichnung der Hydrometeore und anderer Phänomene werden nach dem Vorschlag des internationalen Meteorologen-Kongresses (Wien 1873) folgende Symbole angewandt:

● = Regen.	⌓ = Tau.	K = Gewitter.	⦶ = Sonnenhof.
✳ = Schnee.	⊔ = Reif.	⚡ = Blitz, Wetterleuchten.	⊕ = Sonnenring.
△ = Graupeln, Riesel.	V = Duft.	⌂ = Nordlicht.	⌣ = Mondhof.
▲ = Hagel.	∽ = Glatteis.	⚡ = starker Wind, ⚡ = Sturm.	⌓ = Mondring.
← = Eisnadeln.	≡ = Nebel.	✢ = Schneegestöber.	⌒ = Regenbogen.

Das Zeichen ⊠ bedeutet, dass mehr als die Hälfte der Bodenfläche in der Umgebung der Station an dem betreffenden Tag mit Schnee bedeckt war.

Die Intensität der einzelnen Erscheinungen wird durch eine dem Symbol als Exponent beigefügte ° als schwach und ² als stark bezeichnet.

In der Spalte „Witterung" bedeuten die Abkürzungen: fl. = Flocken, sch. = Schauer, tr. = Tropfen, T = Donner; fr. = früh m. U. = mit Unterbrechungen.

Vom Jahrgang 1918 an ist die 24-Stundenzählung durchgeführt; wenn die Zeit nicht näher angegeben werden kann, bedeutet wie bis anhin: a: Vormittags (ante meridiem), p: Nachmittags (post meridiem), n: Nachts.

Alle Zeitangaben beziehen sich auf **mitteleuropäische Zeit.**

Die römischen Ziffern geben an, dass das betreffende Phänomen um die Zeit des ersten, resp. zweiten, resp. dritten Beobachtungstermins, stattgefunden hat, die arabischen bedeuten die bürgerlichen Zeitstunden, das Zeichen * interpolierte Daten.

λ bezeichnet die geographische Länge in Graden von Greenwich, β die geographische Breite, H_b die Höhe des Stationsbarometers über dem Meer in Metern, H die Höhe der Station (des Regenmessers) über der Meeresfläche, G ist die Korrektion, welche an den Luftdruckdaten für deren Reduktion auf die Normalschwere (45° Breite und das Meeresniveau) noch anzubringen ist, h_r die Höhe des oberen Randes des Regenmessers über dem Erdboden. Die Stationen, bei denen die Höhe (des Barometergefässes) bis auf den Dezimeter angegeben ist, sind an das schweizerische Präzisionsnivellement angeschlossen. Alle Höhen sind auf Pierre du Niton 373.6^m bezogen.

Errata zum Jahrgang 1934.

Seite 20: **Altdorf,** Temperaturmittel am 17. April 21.8 (nicht 12.8).

„ 82: **Glarus,** $\lambda = 9° 4'$ (nicht 7° 4').

„ 86: **Pilatus,** Temperatur:

	7^{50h}	13^{30h}	21^{30h}	Mittel	Min.	Tag
Oktober:	1.4	3.6	1.6	2.0	−9.4	15.
Jahr:	1.1	4.1	1.6	2.0		

„ 123: **Faido,** Rel. Feuchtigkeit: Mai 65 (nicht 63).
Niederschlagsmaximum: Jahr 140 im VIII (nicht IX).

Nachträge 1933:

Seite II: Inhaltsverzeichnis, **Haidenhaus**: Nachtrag Seite VI (nicht 82/83).

„ 82: **Glarus,** wie 1934.

„ 90: **La Chaux-de-Fonds,** $H_b = 990.5^m$ (nicht 986.5^m).
Diese Korrektur dürfte bis 1926 zurück anzubringen sein, wo eine Verlegung der Station ohne Angabe einer Höhenänderung erfolgte.

„ 113: **Bosco-Gurin,** rechter Rand: Tessin (nicht Graubünden).

„ 114: **Schwäbrig,** trübe Tage: Jahr 150 (nicht 15).

1931 – 1933

Anhang Nr. 1. (Uebersicht über den Witterungsverlauf): In den Tabellen «Monatswerte der wichtigsten meteorologischen Elemente» sind die Abweichungen der Temperaturmittel von den normalen bei **Basel** wie folgt zu korrigieren:

	I	II	III	IV	V	VI	VII	VIII	IX	X	XI	XII	Jahr
1931	1.8	−1.0	−2.4	−0.4	3.2	2.4	−0.8	−1.1	−3.7	−0.1	1.9	−0.5	−0.1
1932	2.3	−4.0	−1.6	−0.7	−0.2	−0.5	−0.6	3.0	2.8	1.3	1.4	0.9	0.3
1933	−0.2	0.4	1.9	1.0	−0.3	−1.0	1.3	2.4	1.6	1.4	−0.6	−3.7	0.3

Nachtrag:

Nordostschweiz

Haidenhaus

$\lambda = 9°\,0'$, $\beta = 47°\,39'$, $H_b = 694.4^m$, $h_r = 1.7^m$. Beobachter: **J. u. E. Sommer**

1934	Luft-Temperatur								Relative Feuchtigkeit						Bewölkung				Niederschlag		Zahl der Tage							
	7^{30}	13^{30}	21^{30}	Mittel	Minimum	Tag	Maximum	Tag	7^{30}	13^{30}	21^{30}	Mittel	Minimum	Tag	7^{30}	13^{30}	21^{30}	Mitt.	Summe	Maximum Tag	●	●* ≧0.1	*	▲	≡	helle	trübe
Jan.	−3.9	−2.2	−3.3	−3.2	−11.8	8	4.4	18	93	82	94	90	56	12	8.1	8.0	8.2	8.1	64	14 5	16	12	11	—	11	1	20
Febr.	−4.0	−0.5	−2.9	−2.6	−15.2	3	7.4	23	82	60	74	72	34	23	3.9	3.7	3.4	3.7	16	9 28	3	3	3	—	1	13	7
März	0.1	4.2	1.2	1.7	−5.2	6	11.8	31	87	62	79	76	30	19	6.6	6.2	5.3	6.0	65	13 7	15	14	6	—	5	6	12
April	6.9	11.7	7.9	8.6	−2.2	4	21.2	17	63	47	58	56	25	4	4.2	3.4	3.3	3.6	12	6 19	5	3	—	—	—	11	4
Mai	10.9	14.2	10.6	11.6	5.0	17	21.6	22	59	49	65	58	31	19	4.6	3.9	3.0	3.8	40	21 7	4	4	—	—	—	11	6
Juni	15.1	18.0	13.6	15.1	7.0	5	25.8	18	58	51	67	59	27	8	4.6	5.4	4.5	4.8	164	28 28	17	15	—	—	—	8	6
Juli	18.0	20.3	16.5	17.8	12.0	4	27.6	31	56	52	64	57	29	8	3.2	3.6	3.3	3.4	105	41 11	8	8	—	—	—	17	7
Aug.	15.3	18.4	14.4	15.6	9.0	13	26.2	23	70	57	74	67	37	17	6.1	5.6	4.5	5.4	196	74 3	16	16	—	—	1	7	10
Sept.	13.7	17.8	14.0	14.9	7.4	2	22.8	7.9	79	58	77	71	38	4.8	5.4	4.0	3.3	4.2	113	51 9	10	8	—	—	2	4	10	3
Okt.	7.8	11.0	7.4	8.4	0.4	16	19.9	2	87	64	84	78	40	10	5.5	5.8	5.8	5.7	57	10 15	11	10	3	—	—	4	9	11
Nov.	0.8	4.1	1.8	2.1	−3.8	2	11.5	7	87	72	83	81	36	10	6.7	6.7	6.2	6.5	34	11 8	8	5	2	—	—	7	5	15
Dez.	2.6	4.8	3.3	3.5	−4.2	2	10.6	6	89	80	87	85	53	29	8.5	8.3	8.2	8.3	48	15 15	14	10	1	—	—	12	2	21
Jahr	6.9	10.1	7.0	7.8	−15.2	II	27.6	VII	76	61	76	71	25	IV	5.6	5.4	4.9	5.3	914	74 VIII	127	108	26	—	3	44	100	122

Wald-Hittenberg

$\lambda = 8°\,56'$, $\beta = 47°\,16'$, $H = 912.3^m$, $h_r = 6.7^m$. Beobachter: **Sanatorium**

Jan.	−1.9	−0.3	−1.1	−1.1	−7.0	24	6.0	18	78	74	78	77	37	11	7.5	7.4	6.9	7.3	116	19 5	16	16	15	—	—	—	4	18
Febr.	−2.3	1.0	−0.3	−0.5	−13.2	3	9.6	26	74	64	69	69	40	26	4.4	3.6	4.1	4.0	14	8 27	3	3	3	—	—	—	10	5
März	1.1	4.6	3.4	3.1	−3.6	6	11.2	31	82	70	72	75	38	19	7.0	7.9	7.2	7.4	77	19 12	11	10	8	1	1	1	2	13
April	7.2	13.1	11.5	10.8	−1.2	4	23.6	17	71	54	56	60	30	17	5.4	5.4	6.2	5.7	33	12 23	6	6	—	—	—	2	2	6
Mai	10.7	15.3	15.6	14.3	5.4	8	20.6	12	76	61	56	64	36	19	5.8	6.5	6.5	6.3	68	21 7	8	7	—	—	—	1	2	8
Juni	12.8	16.9	15.8	15.3	8.0	7	24.8	19	76	62	64	67	37	10	5.2	6.5	6.7	6.1	222	39 28	17	16	—	—	—	5	4	11
Juli	—	—	—	—	—	—	—	—	—	—	—	—	—	—	—	—	—	—	174	35 15	12	12	—	—	?	?	?	?
Aug.	13.1	17.0	13.8	14.4	8.4	15.31	23.4	23	81	68	78	76	53	20	7.3	7.1	6.0	6.8	333	63 3	21	19	—	—	2	8	4	13
Sept.	12.8	17.1	14.1	14.5	6.8	2	21.9	8	78	67	79	75	47	3	4.5	5.2	4.3	4.7	206	101 9	10	8	—	—	2	2	8	7
Okt.	6.9	10.6	7.5	8.1	−0.4	16	18.8	1	79	69	79	76	54	1	5.6	6.3	4.7	5.5	109	28 15	12	10	4	—	—	2	8	8
Nov.	2.0	4.1	3.2	3.1	−4.8	30	14.2	5	76	72	70	73	33	16	4.8	5.4	3.9	4.7	38	16 8	7	4	2	—	—	6	7	6
Dez.	3.8	6.0	4.6	4.8	−0.6	14	12.8	10	74	67	73	71	37	2.10	6.9	7.2	5.6	6.6	103	27 3	14	13	3	—	—	2	4	11
Jahr	—	—	—	—	—	—	—	—	—	—	—	—	—	—	—	—	—	—	1493	101 IX	137	124	35	—	—	—	—	—

Wald-Hittenberg. Die Abendbeobachtung geschieht um 19^{30}.

Zentralschweiz

Werthenstein

$\lambda = 8°\,6'$, $\beta = 47°\,3'$, $H_b = 594.4^m$, $h_r = 1.5^m$. Beobachter: **D. Ineichen**

Jan.	−3.5	−0.3	−2.3	−2.1	−15.7	11	7.2	19	88	78	88	84	57	15	8.6	7.7	7.1	7.8	83	17	19	14	13	9	—	—	5	3	22
Febr.	−3.9	3.0	−2.4	−1.4	−14.9	3	11.5	25	84	61	82	76	43	10	5.6	4.1	3.0	4.2	6	5	28	2	1	2	—	—	2	8	5
März	0.7	6.2	2.5	2.9	−6.4	6	14.7	31	89	69	87	82	39	14	7.3	6.7	6.1	6.7	65	13	7	15	12	4	—	—	5	3	14
April	6.8	15.3	8.5	9.8	−1.3	4	25.8	17	82	50	78	70	33	30	4.9	5.0	5.0	5.0	33	14	23	9	7	—	—	2	—	6	7
Mai	11.3	18.0	11.7	13.2	6.5	8	23.9	12	80	57	82	73	34	29	4.4	5.5	4.8	4.9	59	27	7	9	8	—	—	4	—	6	5
Juni	13.8	19.6	13.5	15.1	9.0	5	28.0	18	79	55	82	72	30	14	4.9	5.6	5.3	5.3	165	36	28	18	16	—	—	7	3	7	6
Juli	15.9	22.9	15.8	17.6	12.5	5	30.4	11	78	54	82	72	37	8	3.9	4.4	4.6	4.2	137	39	14	11	11	—	—	5	—	9	5
Aug.	13.4	19.8	13.9	15.2	9.0	16	26.8	23	87	59	88	78	41	17	6.7	6.1	5.1	6.0	146	29	23	18	17	—	—	2	1	4	9
Sept.	11.4	20.2	13.4	14.6	5.3	3	26.0	7	91	61	90	81	45	3.4.30	4.0	5.2	4.2	4.5	96	54	9	8	8	—	—	3	3	9	7
Okt.	5.2	13.0	7.0	8.1	0.7	11	23.9	1	92	65	89	82	44	11	5.4	5.8	5.3	5.5	77	27	15	11	9	1	—	1	4	7	9
Nov.	−0.3	3.8	1.2	1.5	−5.6	2	9.8	4	94	80	91	88	46	2	7.5	7.6	7.9	7.7	33	13	8	8	7	1	—	—	12	2	16
Dez.	1.7	5.2	2.9	3.1	−5.5	21	11.9	5.6	93	80	93	89	55	5	7.8	8.2	7.6	7.9	55	18	15	16	8	—	—	—	18	—	18
Jahr	6.0	12.2	7.1	8.1	−15.7	I	30.4	VII	86	64	86	79	30	VI	5.9	6.0	5.5	5.8	955	54 IX		139	117	17	—	24	53	64	123

$\lambda = 7^{\circ}\,26'$, $\beta = 46^{\circ}\,57'$,
$H_b = 572.2^{m}$, $G = 0.05\ ^{m}/_{m}$.

Bern.

Januar 1934.
Beobachter: *Tellur. Observatorium.*

Tag	Lufttemperatur 7h30	13h30	21h30	Mittel	Abweich. vom Normalst.	Luftdruck 7h30	13h30	21h30	Relative Feuchtigkeit 7h30	13h30	21h30	Windrichtung und Stärke 7h30	13h30	21h30	Bewölkung 7h30	13h30	21h30	Niederschlag	Witterung
1	-1.0	0.4	-0.8	-0.5	1.5	714.6	714.9	715.3	91	82	79	NE 1	N 2	NE 1	10	10	10	.	✱
2	-1.8	-0.4	-0.9	-1.0	1.0	714.0	713.2	712.4	81	77	82	NE 0	E 0	NE 0	10	10	10	.	✱
3	-1.3	0.2	-0.5	-0.5	1.5	711.9	712.8	714.0	83	76	79	S 1	E 1	E 0	10	10	10	.	✱
4	-2.2	2.5	0.4	0.2	2.2	714.8	714.9	715.0	88	**61**	74	NE 0	SE 1	SE 1	10	10	10	.	✱
5	-1.1	1.1	1.0	0.3	2.3	715.0	714.6	716.7	83	84	91	S 0	W 0	W 1	10	10	10	5.1	✱ 8½–9½, 15-n m.U., [≡ 15–19¼ ✱
6	-0.5	1.2	-4.9	-1.4	0.6	721.7	722.9	**724.7**	88	77	91	NE 1	NE 1	SE 0	0	1	0	.	✱
7	-9.6	-5.4	-9.7	-8.2	-6.2	723.8	722.2	721.2	95	91	93	SE 0	NE 0	NE 0	9÷	0	0	.	≡ 7-n m.U., ⌙ fr. ✱
8	-10.7	-5.5	-9.6	-8.6	-6.5	719.4	717.9	718.1	93	90	94	NE 0	NE 0	NE 0	10=	0	10=	.	≡ n-12, 16-n m.U., ⌙ fr. ✱
9	**-11.4**	-4.8	-9.6	-8.6	-6.5	718.9	719.0	720.5	93	83	90	E 0	NE 0	NE 0	1	5	0	.	≡ 8-13, 15½-n, ⌙ fr. ✱
10	-7.7	-4.6	-7.0	-6.4	-4.3	721.5	721.1	720.8	93	89	91	S 0	S 0	S 0	10	10	10=	.	≡ 10-n, ⌙ fr. ✱
11	-9.1	-5.5	-8.5	-7.7	-5.6	718.6	716.5	715.9	95	88	89	S 0	SE 0	S 0	1.=	0	10	.	≡ n-13, ⌙ fr. ✱
12	-5.6	1.2	1.8	-0.9	1.1	711.8	708.5	705.6	90	82	90	S 0	NE 0	S 1	10	10	10	11.0	● 19⅝-n m.U., ⌙ fr. ✱
13	2.0	3.3	2.0	2.4	4.4	709.2	712.4	713.3	92	78	80	W 1	W 1	SW 0	10●	10	10	0.3	● n-8¼ m.U. ✱
14	-2.1	3.1	5.0	2.0	4.0	709.1	706.0	**703.5**	90	74	83	S 1	SE 1	W 2	10	10	10	3.5	● 18½, 23, 24 ✱
15	3.8	5.2	3.2	4.1	6.1	706.7	707.2	706.0	80	77	83	W 2	WSW 3	S 0	10	10	10	3.7	● n-n zeitw.
16	1.3	2.1	0.5	1.3	3.3	707.6	712.4	718.0	90	83	93	SW 2	W 1	SW 1	10	10	10	4.5	● 2⅝-5⅜ m.U., ✱ 8¼-19⅝ stw
17	-1.3	2.2	1.8	0.9	2.8	719.4	718.3	717.1	93	70	90	SE 0	W 1	S 0	10	10	10	1.5	✱ 15⅜, 16½ ✱
18	3.0	**6.4**	4.9	4.8	6.7	715.8	714.7	713.9	91	93	94	S 0	SW 0	S 0	10	10=	10=	2.1	● 6¾-11¾, abds., stw., ≡ 7¾-22 ✱
19	3.6	**6.4**	3.1	4.4	6.3	711.1	710.8	711.6	95	83	91	SE 1	NW 1	E 0	10	10	10●	7.0	● 18¼-21¼, ● ✱ 22½-2¾ ✱
20	1.4	2.0	0.2	1.2	3.0	713.4	715.4	718.3	94	87	89	E 1	NE 2	NE 2	10	10*	10	0.5	✱ n-S, ✱° 9-22 zeitw. ✱
21	-0.2	1.2	0.3	0.4	2.2	719.7	721.0	722.6	83	78	83	NE 2	NE 2	NE 0	10	10	10	.	✱
22	-0.5	1.3	-2.4	-0.5	1.3	724.2	724.6	724.2	84	75	92	SW 0	NE 0	NE 1	10	9	10	.	✱
23	-3.4	-2.3	-2.7	-2.8	-1.1	724.4	723.2	722.9	94	87	86	NE 1	NE 1	NE 2	10	10	10	.	
24	-3.4	-2.5	-3.4	-3.1	-1.4	721.3	720.8	721.5	87	78	83	NE 0	NE 0	SW 0	10	10	10	.	
25	-4.2	-2.0	-3.9	-3.4	-1.8	723.6	723.7	723.9	90	83	95	S 0	NE 0	NW 0	10	1	10=	.	≡ 20-n
26	-5.5	-0.4	-2.3	-2.7	-1.2	724.5	724.0	723.7	97	82	93	SW 0	SE 0	WSW 0	10=	4	0	0.3	≡ n-10, ⌙ fr.
27	-0.1	2.5	2.5	1.6	-3.1	721.7	719.9	717.4	93	90	89	WSW 0	WSW 1	WSW 1	10=●	10●	6	5.0	● 6⅜ 4-13½ z. 20½-22¼ m.U., ≡ n-
28	1.4	3.6	0.5	1.8	-3.2	716.9	716.7	716.2	90	69	80	WSW 1	E 1	E 0	10	9	10	0.6	✱° 20-21¼ [13
29	-0.6	0.6	-0.4	-0.1	1.3	715.4	716.0	716.7	90	79	83	N 0	NE 1	NE 2	10	8	10	0.0	✱ 1-1½, 20½-n zeitw. ✱
30	-0.2	-0.1	-0.2	-0.2	1.1	716.7	718.1	719.9	83	87	79	NE 1	NE 1	NE 1	10	10	10	0.0	✱° 8-20 zeitw.
31	-1.2	1.0	-0.6	-0.3	0.9	720.7	720.1	717.0	83	69	86	NE 0	SW 0	WSW 0	10	10	10	3.6	✱° 12-21 zeitw., ✱ 22-n
Mittel	-2.2	0.4	-1.3	-1.0	—	717.0	716.9	717.0	90	81	87				9.4	8.0	8.6	Summe 48.7	

$\lambda = 6^{\circ}\,57'$, $\beta = 47^{\circ}\,0'$,
$H_b = 487.3^{m}$, $G = 0.06\ ^{m}/_{m}$.

Neuchâtel.

Januar 1934.
Beobachter: *Observatorium.*

1	-0.5	0.4	-0.3	-0.1	0.7	722.4	722.7	723.1	94	86	95	E 1	NE 2	NE 1	0	10	10	.	✱
2	-1.0	-0.8	-0.6	-0.8	0.1	721.9	721.1	720.2	100	94	96	E 0	E 1	E 0	10	10	10	0.6	●° p-n ✱
3	-1.1	0.0	-0.5	-0.5	0.4	719.8	720.6	722.0	100	91	94	E 0	E 0	N 0	10	10	10	0.2	✱
4	-1.3	1.4	0.2	0.1	1.0	722.6	722.8	723.0	92	87	93	N 0	SE 0	S 1	10	10	10	0.9	✱ n (4./5.) ✱
5	0.0	0.4	1.2	0.5	1.4	722.7	722.3	724.5	97	94	96	SW 1	SW 2	NW 1	10●*	10	10	5.6	✱ n-n zeitw. ✱
6	-0.7	2.5	-2.9	-0.4	0.6	729.9	730.8	**732.6**	70	67	92	NE 2	E 2	NE 1	1	1	0	.	✱
7	-5.6	-4.9	-5.8	-5.4	-4.4	731.8	730.2	729.1	100	100	97	E 0	E 0	NE 0	10	10	10	.	≡ ∨ n-n ✱
8	-5.1	-3.6	-4.0	-4.2	-3.2	727.1	725.9	725.9	100	95	100	W 1	W 1	E 0	10	10	10	.	≡ ∨ n-n ✱
9	**-6.4**	-4.2	-2.8	-4.5	-3.5	726.6	727.1	728.4	97	91	96	E 1	E 0	E 0	10	10	10	.	≡ ∨ n-14 ✱
10	-4.4	-3.5	-5.6	-4.5	-3.5	729.4	729.0	728.9	100	93	97	E 1	E 1	E 1	10	10	10	.	✱
11	-5.6	-4.2	-4.3	-4.7	-3.7	726.6	724.4	723.8	100	97	100	N 0	SW 1	SW 1	10	10	10	.	≡ ∨ n-n ✱
12	-3.8	0.1	3.5	-0.1	0.9	719.7	716.2	713.6	100	86	95	NE 0	NE 0	W 2	10	10	10●	14.3	● r. 15½, ● 19½-n, ∨a ✱
13	2.1	4.0	1.7	2.6	3.6	717.2	720.1	721.2	95	79	87	W 1	SW 3	NE 1	10●	8	9	1.2	● n-9½ ✱
14	0.4	3.9	6.6	3.6	4.6	716.7	713.7	**710.9**	94	89	77	W 1	SW 3	W 4	10	10●	10●	11.7	● 10½-n m.U., ⸗ p
15	3.8	5.2	3.7	4.2	5.2	714.4	714.7	713.8	90	74	89	SW 3	SW 3	W 1	10●	10	10	7.6	● n-n m.U.
16	1.5	1.1	0.7	1.1	2.1	715.7	720.4	725.5	95	95	95	SW 2	W 1	SW 1	10●*	10●*	10	12.5	● ✱ △ n-n m.U.
17	0.4	1.7	3.3	1.8	2.8	727.3	725.9	724.8	84	77	97	SW 1	W 1	W 2	10	10	10●	7.9	✱ 14⅝-17 m.U., ●° 17-n
18	5.0	6.7	**8.2**	6.6	7.5	723.5	722.3	721.3	97	95	89	W 2	W 2	W 1	10●	10	10	1.0	●° n-a m.U.
19	7.6	5.7	2.2	5.2	6.1	718.5	718.3	719.2	81	83	96	W 2	SW 1	NE 1	10	10●	10●	13.1	● 9-n m.U.
20	1.3	2.9	1.6	1.9	2.8	721.4	722.9	725.7	100	78	69	NE 1	NE 2	NE 3	10●	10	10	0.3	●tr. a zeitw.
21	0.2	1.0	0.5	0.6	1.5	727.9	728.9	730.8	71	73	87	E 2	E 3	E 2	10	9	10	.	
22	-0.5	1.6	-2.5	-0.5	0.3	732.1	732.4	732.1	85	72	94	NE 0	SE 1	NE 0	10	10	0	.	
23	-2.6	-1.5	-2.0	-2.0	-1.2	732.4	731.2	730.9	92	86	88	N 1	E 1	NE 2	10	10	10	.	
24	-2.6	-2.2	-2.5	-2.4	-1.6	729.4	728.7	729.4	87	85	86	E 2	E 1	E 0	10	10	10	.	
25	-2.8	-1.2	-1.8	-1.9	-1.2	731.3	731.5	732.0	94	88	96	W 0	S 1	E 1	10	10	10	.	
26	-2.8	-1.7	-1.5	-2.0	-1.3	732.4	731.9	731.6	100	94	96	W 0	SW 1	W 0	10	10	10	1.6	≡ n-n
27	2.1	4.2	3.7	3.3	3.9	728.3	727.2	725.5	95	92	82	W 2	SW 2	W 1	10●	10	9	4.2	● n-12, 16½, n
28	1.2	2.5	0.8	1.5	2.1	724.7	724.5	724.0	76	60	82	SE 1	NE 2	NE 0	6	8	9	.	
29	0.0	1.5	0.2	0.6	1.1	723.2	723.8	724.4	89	72	88	NE 0	NE 2	NE 2	10	9	10	0.5	✱ a m.U.
30	0.3	2.8	0.2	1.1	1.6	724.8	725.8	727.4	82	**57**	72	NE 2	E 2	NE 2	10	8	9	.	
31	-0.8	1.2	0.0	0.1	0.5	728.4	728.0	725.0	79	79	80	N 1	E 0	E 1	10	10	10	1.7	
Mittel	-0.7	0.7	0.0	0.0	—	724.8	724.7	724.9	91	84	90				9.6	9.5	9.3	Summe 84.9	

Januar 1934.
Beobachter: Frl. *H. Nager.*

Altdorf.

$\lambda = 8^{\circ}\,39'$, $\beta = 46^{\circ}\,53'$,
$H_b = 456.3^{m}$, $G = 0.05\ ^{m}/_{m}$.

Tag	Lufttemperatur					Luftdruck			Relative Feuchtigkeit			Windrichtung und Stärke			Bewölkung			Niederschlag	Witterung
	7^{30}	13^{30}	21^{30}	Mittel	Abweich. vom Normalst	7^{30}	13^{30}	21^{30}	7^{30}	13^{30}	21^{30}	7^{30}	18^{30}	21^{30}	7^{30}	13^{30}	21^{30}		
1	-1.4	1.9	-0.2	0.1	0.1	725.6	725.4	726.0	70	53	67	SE 0	S 0	E 0	10	7	10	.	
2	-1.0	0.2	-1.0	-0.6	-0.6	724.5	724.0	723.2	70	64	87	S 0	SE 0	SE 0	10	10	10	.	
3	-1.2	1.3	-1.5	-0.5	-0.5	723.1	723.2	724.5	71	59	75	SE 0	SE 0	SE 0	10	10	10	.	
4	0.0	2.6	-2.8	-0.1	-0.1	725.7	725.6	725.9	65	49	70	E 0	SE 0	SW 0	10	6	0	.	
5	-0.7	1.6	1.5	0.8	0.8	725.2	724.5	726.9	77	84	100	E 0	NW 0	NW 0	6	10*	10●	8.3	✳ p-n, ● abds.
6	-0.7	1.8	-3.8	-0.9	-0.9	732.9	733.7	**736.3**	94	56	78	NE 0	E 0	E 0	10	2	0	.	
7	-5.2	-0.3	-2.7	-2.7	-2.7	734.8	732.5	731.5	84	75	94	S 0	SE 0	SE 0	6	0	2	.	
8	-4.1	-1.0	-3.4	-2.8	-2.8	729.5	728.7	729.0	93	88	98	SE 0	W 0	SE 0	10	10	10	.	≡ n-n
9	-4.2	-1.2	-3.0	-2.8	-2.8	729.2	730.0	731.6	96	87	90	SE 0	E 0	SE 0	10	10	10	.	≡ n-n
10	-3.3	-1.8	-3.8	-3.0	-3.0	732.4	731.7	731.6	86	90	89	SE 0	N 0	SE 0	10	10	10	.	≡ nbds.
11	**-5.9**	-2.3	-5.1	-4.4	-4.4	729.3	726.9	726.7	92	84	95	SE 0	SE 0	SE 0	10	10	10	.	≡ n-n
12	-3.7	1.8	3.7	0.6	0.6	722.6	719.2	716.4	94	78	63	E 0	NE 0	NW 0	10	10	10	2.4	
13	3.2	3.6	0.0	2.3	2.3	719.1	721.8	724.1	90	85	94	NW 0	NW 0	E 0	10●	10	4	4.2	● l
14	-1.2	8.0	6.3	4.4	4.3	718.8	715.1	**712.8**	76	**30**	46	NE 0	SW 2	S 0	10	10	10	5.4	
15	2.4	5.2	3.9	3.8	3.7	717.1	716.3	716.8	95	75	58	NW 0	W 0	E 0	10	10	4	3.5	
16	2.1	2.3	2.7	2.4	2.3	716.6	722.3	727.8	96	70	55	E 0	N 0-1	NW 1	10	10*	10	4.7	✳ ll
17	-0.8	2.7	1.4	1.1	1.0	730.5	727.7	727.0	62	53	95	E 0	NW 0	NW 0	6	10	10	6.3	● 17
18	3.2	7.1	5.3	5.2	5.1	725.5	724.3	724.1	100	98	100	W 0	W 0	W 0	10	10●	10●	3.4	● p, n
19	3.4	**9.3**	5.0	5.9	5.7	721.3	720.5	721.5	100	64	85	E 0	N 0	W 0	7	8	10	4.7	
20	1.9	2.4	1.9	2.1	1.9	723.8	725.7	729.0	95	85	83	E 0	NW 0-1	NW 0	10●	10●	10●	3.8	● n-n, ✳ n
21	0.2	3.5	-0.2	1.2	1.0	731.9	732.1	733.6	79	43	83	SE 0	NW 0	E 0	10	7	10	.	
22	-0.9	1.8	-1.0	0.0	-0.3	735.0	735.1	735.2	90	70	85	SE 0	N 0	SE 0	10	10	10	.	
23	-1.3	0.4	-1.0	-0.6	-0.9	735.2	734.2	734.3	80	70	74	E 0	NW 0	SE 0	10	10	10	.	
24	-1.4	0.0	-2.7	-1.4	-1.8	732.3	731.1	732.0	70	71	78	E 0	NW 0	SE 0	10	10	10	.	
25	-1.8	0.0	-1.8	-1.2	-1.6	734.4	734.2	734.5	83	75	95	E 0	NW 0	SE 0	10	8	10	.	
26	-2.7	0.1	-0.9	-1.2	-1.7	734.9	733.9	734.3	93	82	92	E 0	NW 0	E 0	10	8	10	.	
27	0.0	2.0	1.3	1.1	0.6	731.2	729.5	728.2	89	94	100	E 0	NW 0	NW 0	10	10●	10●	7.2	✳ 10, ● p, n
28	2.8	3.7	1.7	2.7	2.1	726.8	726.4	726.3	61	50	65	NW 2	NW 0-1	NW 0	10	10	10	**8.7**	✳ a, 17
29	0.8	1.4	-0.1	0.7	0.1	721.2	726.4	727.7	74	63	70	N 0	NW 1	E 1	10	10	10	0.9	✳ p zeitw., n
30	-1.8	3.5	0.1	0.6	-0.1	728.0	728.3	730.3	78	41	62	SE 0	W 0	SE 0	10	8	10	.	
31	-0.9	0.3	0.1	-0.2	-0.9	731.2	730.3	726.9	60	64	65	SE 0	SE 0	NW 1	10	10	10	1.8	✳ 15-n zei w.
																		Summe	
Mittel	-0.8	2.0	0.0	0.4	—	727.5	727.1	727.6	83	69	80				9.5	8.8	8.7	65.3	

Januar 1934.
Beobachter: *Observatorium.*

Genf.

$\lambda = 6^{\circ}\,9'$, $\beta = 46^{\circ}\,12'$,
$H_b = 405.0^{m}$, $G = 0.02\ ^{m}/_{m}$.

1	-0.4	0.7	-0.4	0.0	0.1	721.7	730.2	730.6	85	84	89	E 0	NE 1	E 1	10	10	10	.	
2	-1.0	-0.2	-0.9	-0.7	-0.3	729.5	728.5	728.0	90	85	89	E 0	NE 1	SE 0	10	10	10	.	
3	-1.4	0.0	1.0	-0.1	0.4	727.5	728.1	729.1	86	86	81	E 0	E 0	NE 0	10	10	10	.	
4	-0.6	2.2	-1.9	-0.1	-0.3	729.9	730.2	730.6	88	67	85	ENE 0	NNE 1	SE 0	9	9	8	.	
5	-1.6	2.6	2.0	1.0	1.5	731.3	730.7	732.2	92	79	85	E 0	NNE 0	NE 0	10	10	10	3.0	✳ a, ● p
6	1.8	3.0	0.2	1.7	1.6	736.2	737.4	737.5	71	66	85	NNE 2	NNE 2	NNE 1	2	0	0	.	
7	-2.0	-0.8	-4.5	-2.4	-2.6	739.2	737.5	736.	90	87	88	E 0	NE 1	E 0	10	1	0	.	
8	**-6.0**	-5.0	-5.7	-5.6	-5.3	735.0	733.7	733.8	95	100	100	SE 0	SSW 0	SW 0	10	10	10	.	≡ ⌴ n-n
9	**-6.0**	-3.9	-3.2	-4.1	-3.5	734.4	734.6	736.0	100	91	94	SSW 0	SSW 1	SE 0	10	10	10	.	≡ ⌴ n-n
10	-4.2	-2.2	-3.6	-3.3	-3.1	736.8	736.4	736.2	98	87	91	E 0	E 0	E 0	10	10	10	.	⌴°
11	-4.8	-4.4	-4.7	-4.6	-4.3	734.4	732.2	731.3	100	98	99	E 0	SE 0	SE 0	10	10	10	.	
12	-2.0	7.2	7.5	4.2	5.4	729.9	724.0	721.8	94	57	82	SSE 0	NE 1	SW 1	10	10	10	5.4	● 15½
13	3.6	6.0	3.0	4.2	4.2	726.2	725.4	729.1	87	70	90	SE 0	SSW 1	SSW 1	10	3	1	0.1	●° a
14	0.0	3.3	9.8	4.4	6.0	724.6	722.0	**720.2**	93	86	72	SE 0	SW 1	SW 2	10	9	10	5.0	● a-n
15	6.6	6.6	7.2	6.8	7.2	723.9	724.0	722.1	74	76	64	SSW 2	SW 2	SW 2	10	10	10	7.1	● a, n
16	2.2	3.8	1.4	2.5	2.4	724.9	729.3	733.8	93	80	85	SW 1	SW 1	SE 0	10	9	9	2.2	● ✳ a-p m.U., ●° n
17	1.2	3.8	2.9	2.6	2.9	735.8	734.0	733.6	98	90	90	NW 0	S 1	NE 0	10	10	10	2.3	● a-p m.U., ● n
18	5.0	8.5	9.1	7.5	8.1	732.3	730.4	729.9	88	73	90	NE 0	NE 0	NE 0	10	10	9	0.0	● n (18./19.)
19	7.6	**10.0**	3.2	6.9	6.2	727.1	725.5	726.9	88	70	97	NNW 0	SW 1	SW 1	10	9	10	**18.3**	● 17-n
20	3.7	4.9	2.8	3.5	3.5	727.3	728.9	729.9	85	77	73	NNE 2	NNE 2	NNE 3	10	10	10	.	
21	1.2	2.2	1.8	1.7	1.9	734.6	736.5	738.3	76	**53**	74	NNE 2	NNE 1	NNE 1	10	10	10	.	
22	1.1	1.8	0.0	1.0	0.8	739.6	739.5	739.6	79	74	88	NE 1	NNE 1	NNE 1	10	1	0	.	
23	-0.6	-0.7	-0.8	-0.7	-0.7	731.6	738.4	738.2	89	89	89	NNE 1	NNE 1	NNE 1	10	10	10	.	
24	-1.0	-1.0	-1.6	-1.2	-1.3	736.5	736.3	737.2	90	90	90	NE 1	NE 1	NE 1	10	10	10	.	
25	-2.3	-0.8	-1.3	-1.5	-1.5	739.3	738.9	739.6	94	92	92	E 1	E 0	E 0	10	10	10	.	
26	-3.4	-1.0	-1.1	-1.8	-1.7	**740.2**	739.6	739.3	91	92	91	E 1	SW 0	SSE 0	10	10	10	0.4	✳° a, ●° p
27	3.5	5.4	4.0	4.3	4.1	736.7	735.3	734.2	89	84	83	E 0	SW 0	SW 0	10	10	10	4.6	● n-n
28	2.0	4.0	1.8	2.6	2.2	732.2	731.9	731.1	93	67	73	NE 1	NNE 1	NNE 1	10	2	1	.	
29	1.1	2.3	1.2	1.5	0.8	729.6	729.6	730.1	80	63	78	NE 1	NNE 2	NNE 2	1	1	2	.	
30	-1.1	2.0	1.9	0.9	1.2	731.5	732.3	734.4	78	82	71	E 1	NNE 1	NNE 2	10	10	10	.	
31	0.8	3.0	1.5	1.8	1.3	736.0	735.1	733.1	78	56	75	NNE 1	ENE 1	NE 1	10	9	10	0.0	✳° n (31./1.)
																		Summe	
Mittel	0.1	2.0	1.1	1.1	—	732.5	732.3	732.5	88	79	85				9.4	8.2	8.1	48.4	

Januar 1934.
Beobachter: *G. Krättli.*

Bevers.

$\lambda = 9^\circ 53'$. $\beta = 46^\circ 33'$.
$H_b = \text{ca. } 1710^m$. $G = -0.12\ ^{m}/_{m}$.

Tag	Lufttemperatur 7h	13h30	21h30	Mittel	Abweich. vom Normalw.	Luftdruck 7h30	13h30	21h30	Relative Feuchtigkeit 7h30	13h30	21h30	Windrichtung und Stärke 7h30	13h30	21h30	Bewölkung 7h30	13h30	21h30	Niederschlag	Witterung
1	-14.5	-6.7	-9.9	-10.4	-0.3	619.4	619.7	620.8	87	71	92	W 2	SW 1	W 1	5	6	8	0.0	✳fl. $9^{1}/_{2}$
2	-14.4	-7.3	-14.1	-11.9	-1.8	619.6	618.5	617.5	90	75	88	S 1	W 1	W 1	1	2	0	.	
3	-11.1	-3.0	-12.0	-8.0	1.3	615.6	615.8	617.4	87	69	88	NE 0	E 0	W 1	0	1	4	0.0	⨦ a, p zeitw.
4	-19.4	-10.0	-17.3	-15.6	-5.4	618.9	618.6	619.9	87	72	85	W 0	SW 0	NW 0	0	0	1	.	⩛ fr.
5	-15.6	-3.5	-7.6	-8.9	1.3	620.0	619.4	619.2	86	63	87	NE 0	ENE 0	SSW 1	9	7	10	0.7	✳fl. 12–$12^{3}/_{4}$
6	-6.2	-5.8	-7.7	-9.9	0.4	624.2	626.1	**628.9**	75	55	75	NW 2	NE 1	NW 1	5	0	0	0.0	⨦ $7^{3}/_{4}$–$9^{1}/_{4}$
7	-13.4	-6.8	-12.2	-10.8	-0.5	627.5	626.5	626.0	79	57	70	NW 1	S 0	WNW 0	10	8	0	.	
8	-14.2	-4.0	-12.0	-10.1	0.2	623.9	623.1	623.2	90	70	86	SE 0	WNW 1	W 1	2	1	0	.	
9	-17.1	-5.2	-10.7	-11.0	-0.7	623.5	624.7	625.8	85	58	78	SW 1	SW 0	WNW 1	4	7	0	.	
10	-17.0	-6.3	-16.4	-13.2	-2.9	625.8	625.5	626.0	88	63	73	NW 0	WNW 1	S 1	0	0	0	.	
11	-18.7	-6.1	-16.0	-13.6	-3.3	625.1	623.1	622.7	79	58	73	W 1	WSW 1	W 1	0	0	0	.	
12	-14.4	-3.0	-5.0	-7.5	2.8	623.5	618.3	615.8	76	**47**	74	WNW 2	NW 2	W 2	2	9	10	1.0	
13	-5.1	-2.5	-13.9	-7.2	3.1	613.9	615.4	619.6	95	71	86	E 0	NE 2	W 1	10*	10△	1	1.1	✳ △ n–18
14	-19.2	-3.1	-8.7	-10.3	0.0	617.9	616.0	615.6	90	51	69	NW 0	SW 2	SW 2	2	5	0	0.4	⨦ p
15	-6.6	-0.7	-9.4	-5.6	4.6	613.5	613.9	615.1	93	66	87	NE 1	SSW 2	W 1	10△	9	0	1.6	△ fr., ✳ a
16	-7.9	-3.5	-7.5	-6.3	3.9	**612.3**	613.9	620.0	90	57	78	SE 0	NNE 1	SW 1	10	9	10	1.7	✳ △ ⨦ a, p zeitw.
17	-15.6	-7.0	-7.6	-10.1	0.0	623.9	623.5	623.0	90	61	86	WNW 0	WSW 0	E 1	1	8	6△	0.3	△ 19 n
18	-5.0	**4.8**	-5.8	-2.0	8.0	622.2	621.8	621.8	90	61	95	N 0	SW 1	NW 1	5	7	0	.	
19	-9.6	-1.8	-2.7	-4.7	5.3	619.6	618.6	618.3	95	84	81	WNW 0	SSW 2	WNW 1	1	2	9*	4.5	✳° $21^{1}/_{2}$-n
20	-3.6	-3.6	-5.7	-4.3	5.6	616.8	618.1	622.2	94	81	82	NE 0	NE 1	NE 1	10△	10△	8	**5.9**	✳ fr., △ a–20, ⨦ a ztw.
21	-11.9	-6.9	-15.7	-11.5	-1.7	625.8	626.3	628.8	79	66	86	WNW 2	WNW 1	WNW 1	9	1	1	.	
22	-18.0	-8.0	-16.6	-14.2	-4.5	630.2	629.3	629.8	86	67	81	SW 0	S 0	WNW 1	1	1	0	.	
23	-17.2	-5.6	-15.9	-12.9	-3.3	628.5	627.6	627.0	83	61	80	NE 0	WNW 1	W 1	9	4	1	.	
24	-18.4	-6.0	-15.3	-13.2	-3.7	627.3	626.4	629.3	87	63	80	S 1	SW 0	W 1	3	0	0	.	
25	-19.0	-5.6	-14.7	-13.1	-3.6	630.2	629.9	631.1	83	59	72	NE 0	WSW 1	NNE 2	0	0	0	.	
26	-18.9	-4.8	-10.7	-11.5	-2.1	**631.3**	630.1	630.1	78	50	68	NNW 1	WNW 1	SE 1	0	2	10	.	☋ abds.
27	-10.9	-0.2	-8.5	-6.5	2.8	625.9	623.8	621.4	78	50	84	S 1	W 2	W 1	9	10	5	0.6	✳ △ n (17./18.)
28	-7.0	-5.6	-6.8	-7.5	1.7	619.4	619.2	618.7	92	55	80	W 1	NE 2	NW 0	9	10△	6	0.2	△ a ztw., ✳ fl. a–16 ztw.
29	-15.4	-5.0	-8.2	-9.5	-0.4	618.0	617.9	619.2	83	55	69	WSW 1	NW 1	NW 1	7	10	10	0.0	✳fl. p–n zeitw.
30	-11.4	-7.5	-17.5	-12.8	-3.8	620.5	621.0	622.6	82	66	85	W 2	N 1	SE 2	1	1	1	.	
31	**-20.4**	-5.5	-8.0	-11.3	-2.4	622.2	620.5	617.5	85	59	61	SE 1	N 1	N 2	3	9	9	.	
																		Summe	
Mittel	-13.5	-4.7	-11.4	-9.9	—	622.0	621.7	622.4	86	63	80				4.7	4.8	5.6	18.0	

Januar 1934.
Beobachter: *Kapuzinerkloster.*

Sitten.

$\lambda = 7^\circ 21'$. $\beta = 46^\circ 14'$.
$H_b = 548.6^m$. $G = 0.00\ ^{m}/_{m}$.

1	-5.0	-2.6	-5.4	-4.3	-3.1	717.2	716.9	717.0	77	68	84	SW 1	SW 1	SW 0	5	3	9	.	
2	-8.4	-4.0	-6.6	-6.3	-5.0	716.7	715.5	715.4	86	74	90	SW 1	NW 1	NW 1	1	0	0	.	
3	-4.4	-3.4	-3.0	-3.6	-2.4	714.7	715.3	716.8	86	82	82	NW 1	NE 1	NE 1	10	10	10	.	
4	-3.6	-1.8	-7.0	-4.1	-2.9	718.3	717.8	716.0	75	60	84	NE 1	NE 1	NE 0	10	5	1	.	
5	-4.8	-0.6	-1.2	-2.2	-1.0	718.5	718.7	718.3	86	82	100	NW 1	NW 1	NW 0	10	10*	10-	1.1	✳° seit 11
6	0.0	3.2	-3.2	0.0	1.3	723.2	724.8	727.2	94	58	85	NW 1	NW 1	NW 1	10	4	0	.	
7	-7.2	-1.4	-4.6	-4.4	-3.1	726.6	724.1	723.6	84	54	77	NW 0	NE 1	NE 1	1	0	0	.	
8	-5.8	0.6	-4.4	-3.2	-1.9	722.0	721.5	720.4	88	56	86	NE 1	NE 1	NE 1	1	0	0	.	
9	-8.0	-2.0	-4.8	-4.9	-3.7	721.1	720.8	723.3	100	75	100	NE 0	NE 0	NE 0	2	3	10	.	
10	**-11.2**	-1.6	-5.4	-6.1	-4.9	724.1	723.9	723.4	100	73	85	NE 0	NE 0	NE 1	0	0	0	.	⩛ fr.
11	-6.0	-0.4	-3.6	-3.3	-2.1	721.8	719.0	718.6	67	45	64	NE 1	NE 1	NE 0	0	0	4	.	
12	-3.0	5.8	2.8	1.9	3.1	715.3	711.9	712.6	65	40	59	NE 1	NW 1	NW 1	9	10	10●	**11.2**	● 21–n
13	2.4	4.8	1.6	2.9	4.1	711.9	714.0	716.7	95	70	72	SW 2	SW 1	SW 1	10	8	2	0.7	
14	-1.8	3.0	2.0	1.1	2.3	714.2	711.6	**709.4**	73	56	71	SW 1	SW 1	SW 1	10	10	10	6.7	⨦° p
15	3.0	4.5	2.6	3.4	4.5	710.9	710.8	710.7	90	78	76	SW 1	SW 1	SW 1	10●	10	10	9.3	● a, ✳ n
16	1.0	1.4	0.4	0.9	2.0	711.1	714.1	719.7	100	93	100	SW 2	SW 3	SW 1	10	10*	10*	4.0	
17	-2.6	1.2	0.0	-0.5	0.5	723.6	722.6	722.4	80	66	99	SW 0	SW 1	SW 1	10	10	10	11.1	✳ 17
18	1.0	5.0	3.2	3.1	4.0	720.5	718.5	717.7	100	75	98	SW 1	N 1	N 1	10●	8	10●	3.0	≡ n (18./19.)
19	2.4	**6.6**	3.4	4.1	5.0	715.2	713.8	712.6	100	75	96	N 1	N 1	N 1	10	5	10	3.6	● 18
20	1.6	4.4	1.8	2.6	3.4	713.0	714.2	717.5	97	72	72	N 1	N 1	N 1	10	10	9	0.3	● n
21	-0.2	3.1	-0.8	0.8	1.5	721.0	722.4	725.3	76	60	80	N 1	N 1	N 1	7	2	2	.	
22	-0.6	3.6	-1.0	0.7	1.4	727.1	726.2	726.7	65	73	66	N 1	N 1	N 0	5	0	0	.	
23	-3.8	1.6	-1.8	-1.3	-0.7	726.7	724.4	724.7	70	46	88	N 1	N 1	N 1	1	2	7	.	
24	-5.2	-0.4	-3.0	-2.9	-2.3	723.3	722.2	724.1	91	74	85	N 1	N 1	N 1	1	0	2	.	
25	-5.8	-0.6	-3.0	-3.1	-2.6	725.8	725.4	726.7	93	79	**27**	N 1	N 1	N 0	0	0	0	.	
26	-2.0	5.0	-0.8	0.7	1.1	**727.3**	725.6	726.3	59	40	88	N 0	N 1	NW 1	3	5	3	.	
27	0.2	1.2	1.0	0.8	1.1	723.9	722.5	720.0	75	95	100	N 1	N 1	N 1	10	10*	10	4.3	✳ seit 10, ●° n
28	1.2	4.0	-0.6	1.5	1.8	718.5	717.5	718.1	87	53	65	N 1	N 1	W 2	10	5	3	.	
29	-3.6	1.6	-2.0	-1.3	-1.1	717.2	716.5	717.3	67	50	57	W 1	N 1	N 1	5	4	1	.	
30	-5.2	-0.4	-3.0	-2.9	-2.8	718.9	719.3	721.3	80	49	62	N 1	N 1	N 1	0	1	2	.	
31	-3.4	0.6	-0.4	-1.1	-1.1	722.8	722.0	718.5	67	40	68	N 1	N 1	N 1	8	4	10	.	
																		Summe	
Mittel	-2.9	1.4	-1.5	-1.0	—	719.7	719.1	719.7	83	65	80				6.1	4.8	5.3	55.3	

$\lambda = 8^{\circ}\,33'$, $\beta = 47^{\circ}\,23'$.
$H_b = 493.2^{m}$, $G = 0.08\,{}^{m}/_{m}$.

Zürich.

Januar 1934.
Beobachter: *Meteorol. Zentralanstalt.*

Tag	Lufttemperatur 7h30	13h30	21h30	Mittel	abweich. vom Mittel	Luftdruck 7h30	13h30	21h30	Relative Feuchtigkeit 7h30	13h30	21h30	Windrichtung und Stärke 7h30	13h30	21h30	Bewölkung 7h30	13h30	21h30	Niederschlag	Witterung
1	−0.6	0.2	−0.4	−0.3	1.0	722.2	722.3	722.4	91	78	92	NNE 1	ENE 0	ENE 0	10	10	10	0.4	
2	−1.8	−0.8	−0.6	−1.1	0.3	721.1	720.5	719.7	94	96	99	SSE 1	SSE 1	SSE 0	10	10	10	1.1	●° n–n
3	−0.8	0.3	0.2	−0.1	1.3	719.1	719.9	721.1	95	89	93	SSE 0	NW 1	WSW 0	10*	10	10	0.2	✳° fr.
4	0.0	2.0	0.5	0.8	2.2	721.9	721.9	721.9	94	63	85	SSW 1	SSW 1	SSW 0	10	10	10	0.0	
5	0.7	11.8	0.4	1.0	2.4	721.4	720.7	723.8	75	90	99	WSW 1	SSE 1	NW 1	10*	10	10*	**14.0**	✳ 7½–12½, ● 15–18, ✳ 16– [n, ≡ abds.
6	−2.6	3.4	−2.1	−0.4	1.0	729.5	730.5	**732.2**	96	62	97	NNW 0	ESE 1	ESE 1	3	1	10	.	
7	−5.1	−3.8	−5.4	−4.8	−3.4	731.1	729.2	728.1	98	87	98	ESE 1	WNW 1	NNW 0	10≡	10	10≡	0.0	≡ n–n m.U.
8	−0.2	−3.1	−5.2	−4.8	−3.3	725.8	724.8	725.0	97	78	100	NNW 1	WSW 1	SW 0	10≡	3	10≡	0.0	≡ a, abds., ⌣ fr.
9	**−8.6**	−4.7	−5.1	−6.1	−4.6	726.1	726.7	727.8	91	72	98	WSW 1	WSW 1	SSW 1	10	7	10≡	.	≡ a, ⌣ fr.
10	−4.4	−3.2	−5.1	−4.2	−2.7	728.5	728.1	727.9	97	83	93	SSW 1	S 1	SSE 1	10	10	10	.	
11	−5.5	−4.7	−6.0	−5.7	−4.2	725.6	723.5	722.3	97	83	98	SSE 1	WSW 1	SSW 1	10≡	10	10≡	0.0	≡ a, abds.
12	−4.6	0.4	4.2	0.0	1.5	719.1	715.3	712.2	97	67	80	SSE 1	SSW 1	SW 3	10	10	10●	5.7	☾ 21–23, ⌣ fr.
13	2.2	3.9	1.6	2.6	4.1	710.1	718.9	720.1	95	65	85	WNW 1	WSW 1	SSE 1	10●	10	6	0.7	●° 0¾–9¼, 10¾–11½
14	−1.6	4.6	6.0	3.0	4.5	715.3	712.2	**709.6**	97	**54**	60	SSE 1	SSE 1	WSW 2	10	10	10	3.7	△° 10 11 ztw., ● 14–15 m.U.
15	5.2	6.6	4.4	5.4	6.9	712.8	713.0	713.2	65	56	69	WNW 3	WNW 3	WSW 2	0	10	10	6.4	●' 2–2¾, 2¾–3¼, ● n, abds. ztw.
16	2.0	2.2	1.2	1.8	3.2	713.7	718.6	724.1	82	81	83	WNW 3	WNW 2	WNW 1	10●*	10	10	1.5	● 1–2¾, ●✳ 3–19¼ m.U.
17	−0.4	2.4	3.7	1.9	3.3	726.1	724.2	722.9	82	58	85	SSW 1	SSW 2	WSW 2	9	10	10●	11.0	✳° 15–17, ● 17–n m.U.
18	3.0	5.6	**7.2**	5.3	6.7	721.4	720.6	720.1	100	98	94	SSW 1	SSE 0	SSW 1	10●≡	10●	10	3.0	● n–13½ m.U., abds., ≡ a
19	**7.2**	6.8	3.8	5.9	7.3	717.2	717.9	718.6	71	72	98	SSW 2	NW 1	NNW 1	9	10	10●	11.0	● 15¾–18¼, 20¼–n
20	1.2	2.1	−0.1	1.1	2.5	721.4	723.1	726.6	95	87	88	NNE 1	NNW 1	NNW 3	10*	10*	10	1.2	✳° n–9½, ●✳ 9½–15½ m.U.
21	−0.4	1.2	−0.2	0.2	1.5	728.2	728.8	730.4	76	74	79	N 1	N 1	N 2	10	10	10	.	
22	−0.6	0.2	−0.8	−0.4	0.9	731.6	731.4	731.6	78	76	84	ESE 1	SSW 1	ENE 1	10	10	10	.	
23	−2.1	−2.3	−2.8	−2.4	−1.1	731.6	731.0	731.1	88	86	84	ENE 1	NNW 1	NNW 1	10	10	10	.	
24	−3.6	−2.8	−3.3	−3.2	−2.0	728.9	727.9	728.3	84	77	81	SSE 1	ESE 1	SSW 1	10	10	10	.	
25	−4.2	−1.6	−3.1	−3.0	−1.8	730.6	730.7	730.9	91	78	94	SSE 0	SSW 0	SSW 0	10	10	10	.	
26	−4.2	−1.2	−1.9	−2.4	−1.3	731.5	730.5	730.4	100	74	96	SSE 1	WSW 1	SSE 1	10≡	5	10	0.0	≡ n, ⌣ fr.
27	1.6	3.4	4.4	3.1	4.2	727.2	725.7	723.4	82	88	75	SSE 1	SSW 3	WSW 2	10●	10	10	8.8	● 7½–13½, 20¾–22½, ≡ fr.
28	0.5	3.2	0.6	1.4	2.4	723.3	723.4	723.1	96	67	81	WNW 1	WSW 1	NNW 1	9	9	10	2.9	●✳ 3¾–5½, ✳° 5½ p, n
29	−0.8	1.6	−0.2	0.2	1.2	722.8	723.6	724.5	84	62	88	N 1	NNE 1	NNW 1	10	7	10*	0.5	✳° n–a, 14¾–21½ m U.
30	−0.4	0.6	−0.8	−0.2	0.7	724.8	725.7	727.0	83	74	72	NNE 1	NNE 1	NNE 1	10	10	10	0.1	✳° 10¾–13½, 22–23½
31	−1.8	−0.3	−1.5	−1.2	−0.3	727.6	726.7	725.6	75	73	97	NNW 1	W 2	NNW 1	10	10*	10*	5.4	✳° a, p, ✳ 21–23½
Mittel	−1.2	0.8	−0.2	−0.2	—	724.0	723.8	724.0	89	76	88				9.7	9.1	9.9	Summe 77.6	

$\lambda = 8^{\circ}\,30'$, $\beta = 47^{\circ}\,3'$.
$H_b = 1787.3^{m}$, $G = -0.11\,{}^{m}/_{m}$.

Rigi-Kulm.

Januar 1934.
Beobachter: *J. Steiner.*

1	−7.6	−4.0	−2.0	−4.5	0.0	612.2	612.4	612.4	97	80	62	E 0	E 1	E 1	0	0	0	.	
2	−2.8	−1.3	−1.8	−2.0	2.5	612.1	611.8	610.6	55	52	52	E 0	E 0	E 0	0	0	0	.	
3	−4.8	−3.8	−7.9	−5.5	−1.0	610.0	610.5	611.7	76	95	98	W 1	ENE 1	E 0	2	3	10≡	.	≡ 10–11½, 15½–n
4	−8.4	−6.8	−6.5	−7.2	−2.7	612.4	612.9	613.4	100	100	95	E 0	NE 1	NE 0	10≡	10≡	10	.	≡ n–14
5	6.2	−2.8	−5.4	−4.8	−0.3	612.9	613.1	616.4	87	98	99	NE 1	W 3	W 2	10	10*	10*	39.7	✳ 11–n
6	−9.2	−8.2	−8.5	−8.6	−4.1	618.9	619.8	620.8	95	95	41	NE 1	E 1	E 1	0	0	0	.	
7	−4.3	1.0	0.1	−1.1	3.5	621.3	620.2	619.6	22	12	**9**	E 0	E 0	E 0	1	0	0	.	
8	0.2	1.2	−2.1	−0.2	4.4	617.8	617.2	616.8	16	22	22	W 1	W 1	W 0	1	0	0	.	
9	−2.2	−1.6	−3.1	−2.3	2.3	616.9	617.4	618.3	17	22	33	NW 0	NE 1	NE 2	3	5	0	.	
10	−3.5	0.2	−1.2	−1.5	3.1	619.0	619.0	618.6	64	34	31	SE 0	W 1	W 1	0	0	0	.	
11	−1.6	1.5	0.2	0.0	4.6	617.4	616.3	615.2	39	32	38	W 0	W 0	W 0	0	0	1	.	
12	1.2	**3.4**	−0.8	1.3	5.9	613.2	610.1	607.3	32	54	74	W 2	W 0	W 2	10	10	10*	20.7	✳° 21–n
13	−5.0	−6.4	−6.6	−6.0	−1.4	608.9	611.1	612.3	98	94	94	NW 2	WNW 2	W 2	10*	10*	5	13.2	✳° n–14
14	−6.2	0.0	0.0	−2.1	2.5	608.9	606.9	**604.4**	85	67	54	WSW 1	W 2	W 4	9	8	1	12.8	✳˘ n–14 zeitw.
15	−4.4	−3.8	−4.6	−4.3	0.3	607.5	607.4	607.0	95	71	72	W 3	W 3	W 2	10	10	5	7.9	✳
16	−7.2	−7.6	−8.6	−7.8	−3.2	616.3	616.4	614.9	96	97	96	W 4	W 4	W 1	10≡	10*	10*	17.0	✳° 12–n, ⊣ I, abds.
17	−8.5	−3.2	0.5	−3.7	0.9	616.7	616.2	616.1	91	96	98	W 3	W 3	W 3	9	10	10●*	9.2	● ✳ abds.
18	1.8	2.4	1.2	1.8	6.4	615.9	615.8	614.7	100	97	100	W 3	W 2	W 3	10●	10	10●*	3.0	● ✳sch. n–n zeitw.
19	0.1	−1.4	−4.2	−1.8	2.8	612.7	612.0	611.3	74	100	100	W 2	W 1	W 1	9	10≡	10≡	15.2	≡ 11–n
20	−5.0	−6.8	−8.4	−6.7	−2.1	612.4	613.6	615.7	100	100	100	W 1	E 1	E 2	10*	10*	10*	18.0	✳ n–n
21	−8.2	−5.1	−4.6	−6.0	−1.4	617.4	618.8	619.7	90	68	76	NE 1	SE 1	S 2	0	0	1	.	
22	−4.5	−1.6	−3.3	−3.1	1.5	621.8	621.8	621.9	52	52	40	SSE 1	S 1	S 1	5	0	0	.	
23	−2.7	−1.8	−2.8	−2.4	2.2	621.5	620.8	620.1	38	31	36	E 1	E 2	E 2	1	3	3	.	
24	0.6	2.6	0.5	1.2	5.8	618.7	618.3	619.3	29	29	29	SE 2	SSE 3	S 3	0	0	0	.	
25	−0.8	1.6	−0.6	0.1	4.7	621.4	622.0	621.8	28	27	25	S 3	S 3	S 4	0	0	0	.	
26	−1.8	1.0	−0.7	−0.5	4.0	**622.4**	622.0	622.3	31	31	37	NW 1	S 1	W 1	1	5	6	.	ω abds.
27	−3.6	−3.0	−5.2	−3.9	0.6	619.1	617.8	615.1	88	100	98	W 2	W 3	W 2	10*	10*	10≡	34.3	✳° 7½–16½, n
28	−7.2	−7.5	−8.6	−7.8	−3.3	614.5	614.1	613.4	95	95	93	W 1	W 1	W 0	10≡	10≡	10≡	**47.6**	✳ a zeitw., 15–17
29	−8.9	−8.4	−8.8	−8.7	−4.2	612.6	613.1	613.7	93	93	93	W 1	W 1	E 2	1 ≡	10≡	10≡	10.7	✳° p zeitw., ≡ n–n
30	−9.4	−8.0	−9.2	−8.9	−4.4	613.9	614.9	616.3	89	90	91	NE 1	W 1	E 1	10≡	10≡	10≡	.	≡ n–n
31	−9.0	−6.3	**−10.0**	−8.4	−3.9	616.6	616.1	613.4	90	94	92	E 0	W 0	W 1	10*	10	10*	9.2	✳° abds., ≡ n–10
Mittel	−4.5	−2.7	−4.0	−3.7	—	615.3	615.3	615.3	70	69	67				5.5	5.6	5.2	Summe 259.3	

Januar 1934.
Beobachter: *Observatorium.*

Säntis.

$\lambda = 9^\circ 20'$, $\beta = 47^\circ 15'$.
$Hb = 2500.1^m$, $G = -0.16\,^{m}/_{m}$.

Tag	Lufttemperatur					Luftdruck			Relative Feuchtigkeit			Windrichtung und Stärke			Bewölkung			Niederschlag	Witterung
	7^{30}	13^{30}	21^{30}	Mittel	Abweich. vom Normalst.	7^{30}	13^{30}	21^{30}	7^{30}	13^{30}	21^{30}	7^{30}	13^{30}	21^{30}	7^{30}	13^{30}	21^{30}		
1	-6.2	-4.6	-5.2	-5.3	3.5	559.6	560.6	561.3	40	40	40	E 2	ENE 2	ENE 1	2	1	1	.	
2	-6.0	-4.2	-6.8	-5.7	3.1	559.8	559.3	558.0	37	36	60	NNE 1	E 0	ENE 3	1	3	1	.	
3	-8.0	-7.6	-11.0	-8.9	-0.1	556.9	557.2	557.9	94	85	82	N 2	W 1	NW 0	10≡	3	0	.	≡ n-17
4	-10.5	-9.6	-9.8	-10.0	-1.2	558.3	559.2	559.6	88	54	100	NW 1	NNE 1	N 1	1	1	10≡	.	≡ 15-n
5	-10.4	-7.2	-10.6	-9.6	-0.7	559.0	559.0	560.6	95	100	100	WSW 3	W 3	WNW 1	10	10≡*	10≡*	17.1	✳ 9-n, ≡ 8-n
6	-15.2	-11.2	-11.2	-12.5	-3.6	564.1	565.7	567.4	92	30	20	N 1	NE 2	NE 2	0	1	0	.	
7	-8.2	-3.6	-4.0	-5.3	3.6	567.1	567.0	566.7	5	2	65	NE 2	NNE 2	N 1	10	9	0	.	
8	-5.0	-3.8	-6.8	-5.2	3.7	564.9	564.4	563.6	37	32	7	WNW 2	W 2	WSW 3	1	1	1	.	
9	-7.2	-5.2	-6.8	-6.4	2.6	563.6	564.3	565.2	60	75	65	N 1	ENE 0	E 1	10	9	0	.	
10	-8.0	-2.5	-5.8	-5.4	3.6	565.7	566.0	566.2	19	2	8	N 0	ENE 0	ESE 1	0	0	0	.	
11	-5.4	-2.2	-5.0	-4.2	4.8	564.8	563.6	562.8	15	18	25	SW 0	SW 1	WSW 3	1	1	1	.	
12	-4.4	-2.4	-3.0	-3.3	5.7	560.0	557.9	555.5	30	100	98	WSW 3	WSW 3	WSW 3	10	10*	10*	18.3	✳ $13^1/_4$-$14^1/_2$, 20-n
13	-9.4	-10.0	-11.8	-10.4	-1.4	555.3	556.9	558.4	100	100	100	W 1	W 1	SW 1	10≡*	10≡*	10≡*	22.8	✳ ≡ n-n
14	-11.0	-5.6	-6.6	-7.7	1.3	556.0	554.3	552.9	86	100	98	SW 1	SW 4	SW 4	8	10	10	11.7	✳ 15-17, ≡ 15-$19^1/_4$, ☩ 9-n, 🖉 p
15	-8.8	-9.4	-10.4	-9.5	-0.5	552.9	553.3	554.1	100	100	95	SW 3	SW 3	SW 2	10≡*	10≡*	10	6.3	✳ n-17, ≡ n-21, ☩ n-n
16	-11.8	-11.4	-13.4	-12.2	-3.2	**551.9**	555.3	559.9	100	100	100	SW 3	WNW 1	W 1	10≡*	10≡*	10≡*	25.0	✳ ≡ n-n, ☩ n-12
17	-15.2	-7.2	-4.2	-8.9	0.1	561.8	562.5	561.5	95	100	100	SW 2	WSW 2	SW 3	8	10≡*	10≡*	30.9	✳ $11^1/_4$-n, ≡ 10-n, ☩ n-n
18	-1.8	**-1.0**	-3.0	-1.9	7.1	562.7	562.9	562.1	100	100	100	WSW 3	WSW 3	WSW 2	10≡	10≡*	10≡*	**44.4**	✳ ● n-17, ✳ 18-n, ≡ n-n
19	-5.0	-3.4	-6.2	-4.9	4.1	559.5	559.0	558.4	100	90	100	SW 3	SW 2	SW 1	10≡	10≡	10≡	1.2	≡ n-n zeitw., 🖉 a
20	-11.4	-12.0	-13.0	-12.1	-3.0	558.4	559.5	561.7	100	100	100	NNE 2	NE 1	NE 1	10≡*	10≡*	10≡*	2.6	✳ ≡ n-n
21	-11.6	-9.4	-10.4	-10.5	-1.4	564.0	565.4	566.6	84	81	82	S 1	S 2	SSE 2	1	1	1	.	
22	-10.2	-6.4	-9.0	-8.5	0.6	567.9	568.3	568.8	65	66	53	SW 1	S 2	SSE 1	3	2	0	.	
23	-6.8	-5.4	-5.6	-5.9	3.2	568.3	567.9	567.6	49	52	20	ENE 2	ENE 3	ENE 3	1	9	1	.	⊕ p
24	-3.4	-2.6	-4.8	-3.6	5.5	566.4	566.4	567.0	28	21	27	ESE 2	SE 1	E 2	1	1	0	.	
25	-6.0	-3.8	-5.4	-5.1	4.0	568.9	**569.4**	**569.4**	25	23	25	S 2	ESE 2	ESE 2	0	0	0	.	
26	-6.4	-2.8	-5.6	-4.9	4.2	569.3	569.2	568.9	25	31	35	SSW 2	SW 1	SW 1	1	3	10	.	⊕ a, ♈ abds.
27	-8.2	-7.2	-9.6	-8.3	0.8	565.2	563.1	560.9	100	100	100	SW 3	WSW 3	WSW 2	10≡	10≡*	10≡*	42.3	✳ ☩ 9-n, ≡ n-n
28	-13.8	-12.8	-14.0	-13.5	-4.4	559.8	559.2	558.7	100	100	100	NW 2	W 1	NW 0	10≡*	10≡*	10≡*	22.8	✳ ≡ n-n
29	-15.2	-15.0	-14.8	-15.0	-5.9	557.9	558.5	559.3	100	100	100	NE 1	NE 1	NE 1	10≡*	10≡*	10≡*	4.1	✳ n-15, 20-n, ≡ n-n, [☩ 11-n
30	-15.0	-13.4	-12.0	-13.5	-4.4	559.7	560.4	561.7	95	85	53	ENE 3	E 3	ENE 2	1	0	1	.	
31	-14.6	-12.8	**-16.4**	-14.6	-5.5	561.2	560.9	557.7	50	96	100	N 3	N 2	NW 1	10	10≡*	10≡*	7.0	✳ 13-n, ≡ 11-n
																		Summe	
Mittel	-9.0	-7.0	-8.5	-8.2	—	561.6	561.8	562.0	68	68	70				5.8	6.0	5.4	256.5	

Januar 1934.
Beobachter: Frl. *F. Lombardi.*

St. Gotthard (Hospiz).

$\lambda = 8^\circ 34'$, $\beta = 46^\circ 33'$,
$Hb = 2102.9^m$, $G = -0.14\,^{m}/_{m}$.

1	-6.2	-4.0	-6.0	-5.4	2.4	588.7	589.6	590.4	53	48	58	N 1	N 0	N 0	3	0	0	.	
2	-7.1	-1.2	-5.0	-4.4	3.4	589.2	588.4	587.4	54	33	52	N 0	N 0	N 0	0	0	0	.	
3	-7.0	-8.0	-9.4	-8.1	-0.3	586.1	586.4	587.0	55	52	76	N 1	N 2	N 3	2	0	0	.	
4	-13.2	-9.4	-11.2	-11.3	-3.4	588.0	588.5	589.3	64	53	72	N 2	N 2	N 2	0	0	0	.	≡ $16^1/_4$-$18^3/_4$
5	-6.6	-4.5	-5.4	-5.5	2.4	589.4	589.5	589.5	51	62	86	N 0	NE 0	N 3	5	5	10≡	10.5	✳ ≡ ☩ 17-n
6	-11.0	-11.0	-10.6	-10.9	-3.0	594.2	595.7	597.3	74	57	34	N 3	N 2	N 0	10≡	0	0	.	≡ n-11
7	-9.2	-2.1	-4.0	-5.1	2.8	596.7	596.2	595.7	18	**16**	30	N 1	N 1	N 0	0	0	0	.	
8	-2.8	-1.4	-3.2	-2.5	5.4	594.1	593.9	593.3	36	34	41	N 0	NE 1	NE 0	0	0	0	.	
9	-5.0	-2.2	-6.2	-4.5	3.4	593.0	593.4	594.5	40	21	32	N 1	N 1	N 0	1	5	0	.	
10	-7.4	-1.8	-5.6	-4.9	3.0	595.3	595.3	595.2	43	26	25	N 0	NE 1	N 1	0	0	0	.	
11	-6.2	-1.0	-6.4	-4.5	3.4	593.8	593.0	592.5	44	45	51	N 0	N 0	N 0	0	0	0	.	
12	-6.0	-4.0	-7.6	-5.9	2.0	590.0	588.5	586.2	54	38	55	SE 0	S 1	N 2	4	6	8	3.2	☩ $16^1/_2$-n
13	-6.0	-5.4	-9.2	-6.9	1.0	584.1	585.7	587.7	74	63	78	N 2	N 3	N 3	10	10≡	10≡	6.7	✳ ☩ $12^1/_4$-n, ≡ $10^1/_2$-n
14	-8.3	-6.2	-9.4	-8.0	0.0	586.8	586.2	585.0	59	48	59	S 1	SE 1	S 2	7	7	5	4.2	
15	-8.6	-4.4	-7.2	-6.7	1.3	584.2	584.7	585.2	64	57	61	S 1	SE 1	S 0	10*	10*	0	11.0	✳ n-$16^1/_2$
16	-8.2	-8.8	-11.0	-9.3	-1.3	**582.9**	584.2	588.0	68	74	81	N 1	N 4	N 4	10	10≡	10≡	15.5	✳ ☩ $8^1/_2$-n, ≡ 10-n
17	-10.2	-4.6	-5.4	-6.7	1.2	592.2	593.0	593.1	51	67	85	N 1	NE 0	N 1	5	10	10	13.1	☩ abds. zeitw.
18	0.4	**4.0**	1.0	1.8	9.7	592.8	593.1	592.3	83	65	69	NE 1	E 0	E 0	8	5	0	.	
19	-4.6	-3.2	-5.2	-4.3	3.6	589.5	588.9	588.2	78	72	75	E 0	SE 0	SE 0	0	10≡	10	21.5	✳° 22-n, ≡ $10^3/_4$-$18^1/_4$
20	-8.3	-8.4	-9.8	-8.8	-0.9	587.4	587.8	590.5	78	74	79	N 3	N 4	N 3	10≡	10≡	10≡	**26.3**	≡ 🖉 n-n
21	-8.0	-5.0	-9.4	-7.5	0.4	594.2	595.6	597.4	69	58	65	S 1	S 1	S 0	10*≡	5	3	1.5	✳ n-$8^1/_4$, ≡ n-$12^1/_2$
22	-8.2	-4.0	-8.0	-6.7	1.2	598.4	598.8	598.5	66	43	41	SE 1	S 0	N 0	2	0	0	.	
23	-8.4	-2.6	-7.0	-6.0	1.9	597.6	597.2	596.6	27	27	43	N 1	N 0	NE 1	2	0	3	.	
24	-6.8	-1.7	-4.0	-4.2	3.7	596.1	596.2	597.4	52	47	59	N 0	N 0	N 0	0	0	0	.	
25	-4.6	-1.2	-5.4	-3.7	4.2	599.0	599.8	600.0	60	41	55	SE 0	S 1	S 2	0	0	0	.	
26	-6.1	-1.0	-4.6	-3.9	4.0	**600.2**	599.8	599.0	63	40	67	SE 0	SE 1	SE 1	0	2	8	.	
27	-5.2	-2.2	-6.0	-4.5	3.3	595.6	594.5	591.1	59	47	69	S 1	SE 0	S 0	6	10	5	9.0	✳° $10^1/_4$-$10^3/_2$, $14^1/_4$
28	-9.4	-10.2	-11.4	-10.3	-2.5	589.0	589.0	588.4	77	74	78	N 3	N 3	N 4	7	5	10≡	16.0	≡ 17-n
29	-12.0	-11.6	-12.4	-12.0	-4.2	587.2	587.6	588.5	73	61	74	NE 2	NE 3	N 3	10≡	7	5	10.2	≡ n-$9^1/_4$
30	-15.2	-12.6	-14.8	-14.2	-6.4	589.2	589.8	591.2	67	61	70	N 2	N 2	N 3	0	0	0	3.0	
31	**-15.3**	-10.2	-13.0	-12.8	-5.0	590.9	591.0	588.1	76	75	80	N 3	N 2	N 4	10≡	10*≡	10≡	15.5	✳ $11^1/_4$-$14^3/_4$, ≡ n-n
																		Summe	
Mittel	-7.8	-4.8	-7.5	-6.7	—	591.5	591.6	591.8	59	51	61				4.3	4.1	3.8	167.2	

$\lambda = 8^{\circ}\,57'$, $\beta = 46^{\circ}\,0'$.
$Hb = 276.2^{m}$, $G = 0.03\ ^{m}/_{m}$.

Lugano.

Januar 1934.
Beobachter: *G. Vicari.*

Tag	Lufttemperatur					Luftdruck			Relative Feuchtigkeit			Windrichtung und Stärke			Bewölkung			Niederschlag	Witterung
	7h30	13h30	21h30	Mittel	Abweich. vom Normalst.	7h30	13h30	21h30	7h30	13h30	21h30	7h30	13h30	21h30	7h30	13h30	21h30		
1	1.6	6.2	2.0	3.3	2.0	738.2	738.0	738.9	76	48	73	NNW 1	SW 1	N 1	10	10	5	.	⌊ fr.
2	1.4	5.8	0.4	2.5	1.2	738.2	737.4	736.6	76	56	86	N 1	N 1	N 1	10	0	0	.	⌊° fr.
3	0.8	5.2	0.0	2.0	0.7	735.3	734.7	735.8	83	63	84	N 1	S 0	N 1	1	0	0	.	⌊ fr.
4	−1.8	5.0	−0.6	0.9	−0.4	736.9	736.9	739.1	74	48	73	N 1	SE 0	N 1	0	0	0	.	⌊ ⋁ fr.
5	−1.6	4.6	1.0	1.3	0.1	740.6	740.1	739.8	74	54	68	NE 1	S 1	N 1	10	10	10	.	⌊ ⋁ fr.
6	7.0	8.4	0.0	5.1	3.9	742.7	745.7	748.7	24	28	65	NNE 2	NW 1	N 1	0	0	0	.	
7	−1.0	5.2	−0.6	1.2	0.0	749.2	748.9	747.2	63	48	74	SW 1	S 1	NNW 1	10	10	0	.	⌊ fr.
8	−2.8	3.6	−1.6	−0.3	−1.5	744.7	743.7	744.7	76	52	73	N 1	E 1	N 1	0	0	0	.	⌊ fr.
9	−3.4	3.2	−2.0	−0.7	−1.9	743.9	744.2	746.3	79	57	81	N 1	S 0	N 1	2	10	0	.	⌊ ⌊ ⋁ fr.
10	−3.2	3.8	−1.2	−0.2	−1.4	747.5	746.9	747.9	77	54	70	N 1	S 0	N 1	0	0	0	.	⌊ ⌊ ⋁ fr.
11	−3.6	3.2	−1.4	−0.6	−1.8	746.4	744.5	743.8	78	56	71	N 1	E 0	N 1	0	0	0	.	⌊ ⌊ ⋁ fr.
12	−1.4	4.8	2.0	1.8	0.6	741.1	739.1	736.1	72	43	70	NW 1	S 0	N 1	10	10	10	.	⌊ ⌊ fr.
13	0.0	4.2	5.0	3.1	1.9	732.5	732.6	735.8	88	68	38	NE 1	S 0	NNE 2	10	3	0	.	≡ a zeitw., ⌊ fr.
14	−2.2	5.2	−0.4	0.9	−0.3	738.1	737.3	736.0	76	42	74	N 1	SE 1	N 1	0	1	0	.	⌊ ⋁ fr.
15	1.4	4.8	1.0	2.4	1.1	734.5	734.7	735.2	76	61	85	SSW 1	S 1	N 1	10	0	10	.	✳fl. n (14./15.)
16	−0.6	6.2	6.0	4.3	3.0	732.1	732.6	738.7	92	56	26	N 1	SW 1	NNE 2	10	10	0	.	⌊ fr.
17	6.0	7.6	2.0	5.2	3.9	743.0	743.2	743.7	21	34	55	N 2	S 1	N 1	0	0	0	.	
18	−1.4	6.2	0.4	1.7	0.4	742.8	742.2	741.7	72	48	78	N 1	SE 1	N 1	0	0	0	.	⌊ fr.
19	2.6	4.6	2.6	3.3	1.9	740.2	739.3	738.8	76	77	96	NE 1	E 0	S 1	10	10●	10	7.1	●° 12½–n zeitw.
20	0.8	2.6	2.4	1.9	0.5	736.4	736.5	740.3	97	97	95	N 0	S 1	SE 1	10●	10●	10	10.6	● n–15½m.U., n
21	2.2	5.6	3.0	3.6	2.2	747.0	747.9	750.8	96	60	97	W 1	N 1	NNE 1	10	8	10	1.2	
22	1.4	6.0	1.0	2.8	1.3	752.3	751.8	752.1	93	58	79	NNE 1	SE 1	N 1	10	1	7	.	
23	1.2	5.4	0.0	2.2	0.7	751.1	750.6	750.0	86	48	77	N 1	SW 1	N 1	10	7	0	.	⌊ fr.
24	−2.6	4.0	−1.4	0.0	−1.6	749.7	749.7	751.5	88	58	85	NNE 0	SSW 1	N 1	0	2	0	.	⌊ ⌊ ⋁ fr.
25	−2.4	5.4	−0.2	0.9	−0.7	752.3	752.4	753.3	74	43	65	N 1	S 1	N 1	0	0	0	.	⌊ ⌊ ⋁ fr.
26	−1.4	6.8	0.8	2.1	0.4	752.5	751.0	751.1	54	38	60	NNE 1	SW 1	N 1	0	7	10	.	⌊ ⌊ ⋁ fr.
27	−0.6	6.2	0.2	1.9	0.2	747.4	744.4	742.0	62	44	68	N 1	S 1	N 1	7	10	0	.	⌊ ⌊ ⋁ fr.
28	−2.6	5.4	4.6	2.5	0.7	740.1	738.5	739.0	75	46	27	NNE 1	S 1	NE 2	0	0	0	.	⌊ ⌊ ⋁ fr.
29	4.6	8.0	5.4	6.0	4.2	737.2	736.8	737.7	28	21	27	NNE 2	NNE 2	NNE 2	10	0	10	.	
30	−1.4	4.8	−0.8	0.9	−1.0	741.5	742.0	741.8	73	53	68	NNE 1	S 1	N 1	2	0	0	.	⌊ ⋁ fr.
31	−2.4	4.0	6.8	2.8	0.8	741.6	740.0	736.6	74	48	23	NE 1	S 1	NNE 2	10	6	5	.	⌊ ⋁ fr.
Mittel	−0.1	5.2	1.2	2.1	—	742.5	742.1	742.6	73	52	68				5.2	4.0	3.1	Summe 18.9	

$\lambda = 7^{\circ}\,35'$, $\beta = 47^{\circ}\,33'$.
$Hb = 318^{m}$, $G = 0.13\ ^{m}/_{m}$.

Basel.

Januar 1934.
Beobachter: *Astronom.-Meteorol. Anstalt.*

1	−1.0	−0.3	−0.2	−0.5	—	738.6	739.0	738.9	95	98	97	W 0	WNW 1	WNW 1	10	10=	10−	1.1	≡ a-n
2	0.0	0.3	0.2	0.2	—	737.5	736.8	736.1	90	98	96	NW 1	W 0	WNW 1	10=●	10	10=●	2.0	≡ a, p–n, ∽ fr.
3	0.0	0.1	0.1	0.1	—	735.5	736.3	737.5	96	98	98	WNW 1	WNW 1	SSW 1	10=●	10=	10	0.9	✳△ 8½–10, ≡ n–7½, a, p
4	−0.5	1.4	0.9	0.6	—	738.0	738.1	738.1	96	91	94	SW 1	E 1	ESE 1	10	10	10	0.5	∽ fr.
5	0.6	1.8	1.4	1.3	—	737.3	736.3	740.7	95	93	94	ENE 1	ENE 1	NW 1	10●●	10	10●	8.3	✳° 7–9, ●✳ 9½–10, 14½–22½, [≡ p
6	−1.4	−0.6	−3.9	−2.0	—	746.3	747.3	748.6	95	96	96	E 1	SW 0	E 1	1	8	10=	.	≡ 8–a, 16–n, ⌊ fr.
7	−4.3	0.4	−4.9	−2.9	—	747.2	745.2	743.9	94	75	93	E 1	ESE 1	ENE 1	1	0	0	.	⌊ ⋁ fr.
8	−7.2	−1.6	−5.9	−4.9	—	741.8	740.6	741.3	90	75	94	ENE 1	E 1	ESE 1	1	0	1	.	⌊ fr.
9	−7.4	−2.3	−1.7	−3.8	—	742.4	743.2	744.2	93	76	87	ENE 1	E 1	E 1	5	9	10	.	⌊ ⋁ fr., ☜ fr.
10	−2.0	−0.5	−4.6	−2.4	—	744.7	743.7	743.3	84	73	82	ESE 1	ENE 2	ENE 2	10	1	0	.	
11	−6.5	−1.0	−5.3	−4.3	—	740.5	737.8	738.0	84	65	88	ENE 2	E 2	E 1	0	1	7	.	⌊ fr.
12	−2.8	0.8	2.2	0.1	—	733.5	729.5	726.7	83	76	90	ENE 2	ENE 2	E 1	10●	10	10●	4.3	● 7½–8½, 19¾–23¼ zeitw., ∽
13	2.2	5.6	2.3	3.4	—	732.6	734.8	735.8	94	75	89	SW 0	SW 1	SW 1	10	9	9	1.2	● 1¾–9¼ m.U. [a, p
14	0.9	8.6	9.5	6.3	—	730.1	726.2	724.0	84	61	57	ESE 2	SW 2	SW 3	10	10	8	0.2	
15	5.1	7.5	5.4	6.0	—	728.4	728.1	727.9	73	57	69	WSW 2	WSW 3	SSW 1	2	9	10	7.4	● a ztw., 22¾–23¾, ∽ n–8¾
16	2.7	3.3	1.5	2.5	—	730.1	735.2	740.7	82	82	87	WSW 2	WSW 2	SW 1	10	10	1	.	● ✳ 1¾–5 m.U., 10½
17	0.0	3.3	3.0	2.1	—	741.8	739.4	737.5	90	78	93	E 1	E 1	E 1	10	10	10	2.0	●° p zeitw.
18	5.2	11.0	10.0	8.7	—	736.6	735.8	735.4	97	85	79	E 1	WSW 1	SSW 1	10●	10	10	2.6	● 0–0¾, 16–19 m.U.
19	11.0	6.0	2.9	6.6	—	732.6	734.2	735.1	61	85	94	WSW 1	W 1	S 1	10	10	10●	9.8	● 8½–n zeitw.
20	2.8	2.7	1.4	2.3	—	738.0	740.0	743.4	96	84	74	N 1	NNE 2	NNE 1	10	10	9	.	● n–3½ zeitw.
21	1.0	1.8	1.4	1.4	—	745.0	745.5	746.9	66	71	72	ENE 1	NE 1	ENE 1	10	10	10	.	
22	−1.1	3.6	−1.6	0.3	—	747.8	747.6	748.0	86	65	92	ESE 1	ENE 1	ENE 0	1	2	1	.	⌊° fr.
23	−1.4	0.0	−2.4	−1.3	—	748.3	747.7	747.8	92	88	97	ESE 1	ENE 1	W 1	10	10	10	.	⌊ fr.
24	−3.3	−1.2	−3.2	−2.6	—	745.6	744.4	744.5	97	78	81	WNW 1	ENE 1	ESE 1	10	10	1	.	⌊° fr.
25	−4.4	2.8	−2.8	−1.5	—	746.6	746.2	746.5	88	66	95	ESE 1	ESE 1	ESE 2	0	0	0	.	⌊ fr.
26	−3.4	2.9	0.4	0.0	—	746.6	745.7	746.2	94	68	85	E 2	E 2	ESE 1	3	4	10	2.5	⌊ fr., ☜ fr.
27	0.2	6.7	3.9	3.6	—	743.3	741.7	741.4	96	67	82	E 1	SW 2	WSW 2	10●	4	6	3.0	● 0½–10½ m.U., 17¾, 18½, *)
28	1.4	4.6	0.4	2.1	—	740.6	740.3	741.0	89	68	96	ESE 1	NW 1	SSW 0	10	8	10*	2.5	●✳ 4½, ●△ 14–14½, ✳ 21–22¼
29	−0.1	3.6	0.7	1.4	—	739.7	740.5	741.5	10	80	83	WNW 1	SE 0	NNW 1	10*	10	10	0.1	✳ 6¼–7, ●✳ 7–8, ✳° n
30	−0.2	1.7	−0.3	0.4	—	741.7	742.4	744.0	88	81	92	NW 1	NNW 1	WNW 1	10	10	10	0.1	✳fl. a, p zeitw.
31	−1.5	0.1	−0.5	−0.6	—	744.6	743.6	740.5	94	78	91	SW 1	S 1	WSW 1	10	10	10*	1.5	✳fl. a ztw., ✳° 16–n ztw.
Mittel	−0.5	2.4	0.3	0.7	—	740.1	739.8	740.1	89	78	88				7.5	7.6	7.5	Summe 50.0	

*) 27. ≡ 8–10, ∽ 20½

$\lambda = 7^{\circ}\,26'$, $\beta = 46^{\circ}\,57'$,
$H_b = 572.2^{m}$, $G = 0.05\ ^{m}/_{m}$.

Bern.

Februar 1934.
Beobachter: *Tellur. Observatorium.*

Tag	Lufttemperatur					Luftdruck			Relative Feuchtigkeit			Windrichtung und Stärke						Bewölkung			Niederschlag	Witterung
	7^{30}	13^{30}	21^{30}	Mittel	Abweich. vom Normalst.	7^{30}	13^{30}	21^{30}	7^{30}	13^{30}	21^{30}	7^{30}		13^{30}		21^{30}		7^{30}	13^{30}	21^{30}		
1	−2.1	1.0	−2.0	−1.0	0.1	707.4	705.8	709.2	89	78	89	SW	1	SW	0	NE	1	10*	10	10	2.0	✳ n–12½, ≡ 8¾–10
2	−7.3	−6.1	−7.1	−6.8	−5.8	712.5	713.5	714.5	80	77	79	NE	2	NE	2	NE	1	10	5	3	0.6	✳° 7¾–10 m.U.
3	−9.7	−6.4	−7.7	−7.9	−7.0	714.9	714.6	714.7	83	73	73	NE	1	NE	1	NE	1	0	0	0	.	✳ 0¼–4¼ m.U.
4	−11.2	−4.8	−7.7	−7.9	−7.0	712.9	711.2	711.6	87	72	79	SE	0	N	1	NE	0	0	0	0	.	
5	−8.0	−3.2	−6.3	−5.8	−5.0	711.0	711.2	713.2	89	70	77	NE	1	NE	1	SE	0	0	0	0	.	
6	−10.4	−2.5	−5.7	−6.2	−5.5	714.2	714.8	717.0	90	80	83	SE	0	SE	1	SE	0	10	3	0	.	≡ 7¼–11
7	−9.3	−0.4	−3.6	−4.4	−3.8	717.2	717.4	717.5	93	78	85	SSE	0	S	0	S	0	0	0	0	.	
8	−8.6	0.6	−1.9	−3.3	−2.8	716.4	716.0	719.9	96	89	73	S	0	SE	0	S	1	10*	0	0	.	≡ n–11, ⌴ fr.
9	−4.0	4.0	−0.7	−0.2	0.2	722.8	722.2	721.8	86	68	76	SE	0	NE	1	NE	0	0	0	0	.	
10	−5.0	4.2	−0.4	−0.4	−0.1	721.4	720.2	720.5	88	59	73	S	0	S	0	S	0	0	0	0	.	
11	0.5	6.6	2.0	3.0	3.2	721.7	721.6	722.9	74	56	73	NW	0	NE	0	NE	0	10	0	0	.	
12	−3.1	6.0	3.4	2.1	2.2	723.9	723.8	723.9	84	63	62	SE	0	SE	1	NE	2	0	0	0	.	⌴ fr.
13	1.3	4.7	1.2	2.4	2.3	724.6	724.9	725.5	81	72	68	E	1	NE	2	NE	2	10	2	0	.	
14	−3.4	1.7	−0.4	−0.7	−0.9	727.5	728.4	**728.5**	84	81	79	S	0	W	0	W	0	0	0	0	.	
15	−3.0	6.0	2.0	1.7	1.4	726.1	725.4	727.3	87	60	64	S	0	SE	0	NE	0	1	8	10	.	⌴ fr.
16	0.3	3.6	1.4	1.8	1.4	726.2	725.1	724.9	74	63	69	NE	1	NE	2	NE	1	2	5	0	.	⌴ fr.
17	−0.7	5.0	3.2	2.5	2.0	724.5	724.1	724.7	82	62	69	NE	0	NE	1	NE	1	10	0	1	.	⌴ fr.
18	1.3	2.2	1.0	1.5	0.8	724.3	724.5	724.1	77	78	82	E	0	NE	1	NE	0	10	10	10	.	
19	−0.2	2.1	−0.9	0.3	−0.5	722.8	723.2	724.1	83	73	78	SW	0	E	0	NE	0	10	9	0	.	
20	−0.8	3.6	0.3	1.0	0.1	724.1	723.9	723.1	71	60	68	NE	0	SE	1	S	0	10	0	0	.	
21	−0.9	4.8	0.7	1.5	0.5	722.8	723.2	723.1	78	60	72	S	0	S	0	S	0	10	7	0	.	
22	−2.7	5.7	1.8	1.6	0.5	722.9	721.5	721.3	83	58	68	W	0	S	0	S	0	1	0	0	.	⌴ fr.
23	−1.6	8.8	3.4	3.5	2.3	720.6	719.4	718.6	80	**47**	68	S	0	SE	0	S	0	0	0	0	.	⌴ fr.
24	−0.5	8.1	3.2	3.6	2.2	717.9	716.4	714.6	76	52	69	SE	0	S	0	W	0	0	10	1	.	
25	1.2	8.8	3.9	4.6	3.1	713.0	711.7	710.9	78	53	70	S	0	NNE	0	S	0	9	3	3	.	
26	0.8	**9.0**	5.4	5.1	3.5	709.2	707.1	702.5	78	48	63	SE	0	W	0	SW	0	3	8	9	.	
27	2.0	6.6	0.6	3.1	1.4	698.0	**697.6**	698.8	79	75	83	NE	0	N	1	W	3	8	10	10	1.9	● 10½–11, 16, ✳ 19¾–21
28	−1.6	1.9	0.0	0.1	−1.8	702.0	703.1	704.4	83	54	63	NW	0	NE	0	E	0	7	8	10	0.8	
Mittel	−3.1	2.9	−0.4	−0.2	—	718.0	717.6	718.0	83	66	73							5.0	3.5	2.4	Summe 5.3	

$\lambda = 6^{\circ}\,57'$, $\beta = 47^{\circ}\,0'$,
$H_b = 487.3^{m}$, $G = 0.06\ ^{m}/_{m}$.

Neuchâtel.

Februar 1934.
Beobachter: *Observatorium.*

1	−1.8	−0.2	−1.6	−1.2	−0.8	715.0	713.3	716.9	100	88	80	W	3	W	0	NE	3	0**	10	10	4.9	✳ n–11, 20–21
2	−6.4	−5.2	−6.8	−6.1	−5.8	720.4	721.4	722.7	85	71	74	NE	3	E	3	NE	3	10	4	8	.	
3	**−9.9**	−4.3	−6.6	−6.9	−6.7	723.4	722.5	723.1	84	82	84	NE	2	E	3	NE	3	1	0	0	.	
4	−8.0	−2.2	−4.0	−4.7	−4.6	721.1	718.9	719.5	89	68	74	NE	2	E	3	E	3	0	0	0	.	
5	−6.7	−0.5	−2.9	−3.4	−3.3	719.2	719.0	721.1	89	61	73	NE	3	NE	3	NE	2	0	0	0	.	
6	−5.6	0.9	−1.3	−2.0	−2.0	722.4	723.0	724.7	90	62	69	E	1	E	2	NE	1	0	0	0	.	
7	−7.0	1.6	−2.9	−2.8	−2.9	725.3	725.2	725.5	97	69	85	NE	0	NE	1	NE	0	1	0	0	.	⌴ fr.
8	−4.6	3.4	1.0	−0.1	−0.3	724.2	723.8	727.8	97	56	82	NE	0	SW	2	W	0	10	0	10	.	≡ n–10½ m.U., ⌴ fr.
9	−2.8	6.0	0.2	1.1	0.9	730.9	730.1	729.9	94	71	61	N	0	NE	3	NE	0	3	0	0	.	⌴ fr.
10	−3.8	4.2	0.2	0.2	−0.1	729.3	728.0	728.0	91	66	89	NE	0	SE	1	NE	0	0	0	0	.	⌴ fr.
11	−0.1	8.1	2.8	3.6	3.2	729.5	729.5	730.8	89	57	68	SW	0	E	2	NE	0	10	0	0	.	⌴ fr.
12	−1.8	8.8	5.7	4.2	3.7	731.6	731.6	731.4	88	**42**	69	NE	1	NE	2	NE	3	0	0	0	.	⌴ fr.
13	3.7	5.6	2.0	3.8	3.2	732.2	732.0	733.5	85	70	62	E	3	E	4	E	3	10	2	0	.	
14	−2.3	4.4	−1.0	0.4	−0.3	735.6	**736.4**	736.3	78	63	85	NE	1	SE	1	NE	1	0	0	0	.	
15	−2.4	6.4	3.0	2.3	1.5	734.0	733.1	735.0	100	75	63	NW	0	SE	1	NE	3	9	5	4	.	≡ a m.U., ⌴ fr.
16	0.4	5.5	2.7	2.9	2.0	733.9	732.5	732.4	88	64	74	NE	2	NE	3	NE	3	3	1	0	.	⌴ fr.
17	0.2	8.0	4.3	4.2	3.2	732.2	731.8	732.2	82	59	77	NE	1	E	2	NE	2	0	0	0	.	
18	2.0	1.8	1.0	1.6	0.4	732.1	732.2	731.9	89	89	85	E	2	E	2	NE	1	10	10	10	.	
19	−0.4	1.6	−0.8	0.1	−1.2	730.8	731.2	731.7	83	79	91	W	1	S	1	E	1	10	10	0	.	
20	−1.6	5.8	1.4	1.9	0.5	731.8	731.5	731.1	80	60	71	N	1	SW	1	NE	0	2	1	0	.	
21	−0.6	3.3	1.5	1.4	−0.1	730.2	730.7	730.7	92	76	84	SW	0	SW	0	SW	0	9	9	0	.	⌴ fr.
22	−3.0	6.9	1.6	1.8	0.2	730.4	729.2	728.7	98	63	73	N	0	SE	1	NE	1	0	0	0	.	⌴ fr.
23	−2.8	7.2	2.7	2.4	0.7	728.3	727.1	726.2	96	61	71	NE	0	SW	1	SW	0	0	1	1	.	≡ 9, ⌴ fr., Ψ 20
24	−1.4	5.1	3.5	2.4	0.5	725.5	724.2	722.4	100	74	85	NE	0	SE	1	E	0	3	10	5	.	⌴ fr.
25	1.2	9.3	4.2	4.9	2.9	720.7	719.5	718.4	100	65	81	NE	0	SE	1	NE	0	9	5	6	.	
26	0.4	8.6	5.6	4.9	2.8	716.9	714.4	709.6	82	53	69	NW	0	SW	1	SW	0	2	8	10	.	
27	3.6	**9.4**	0.9	0.6	2.4	705.0	**704.4**	706.6	87	65	89	E	1	SE	1	SW	1	10	2	10	8.2	● 8¼–10, ● ✳ 16–n
28	−2.6	4.8	−0.3	0.6	−1.8	709.5	710.5	711.9	90	62	80	NW	1	S	1	NE	1	7	3	10	0.3	✳fl. 17–18
Mittel	−2.3	4.1	0.6	0.8	—	725.8	725.3	725.7	90	67	77							4.6	2.9	3.0	Summe 13.4	

Februar 1934.
Beobachter: Frl. *H. Nager.*

Altdorf.

$\lambda = 8^{\circ}\,39'$, $\beta = 46^{\circ}\,53'$,
$H_b = 456.3^{m}$, $G = 0.05\ ^{m}/_{m}$.

Tag	Lufttemperatur					Luftdruck			Relative Feuchtigkeit			Windrichtung und Stärke			Bewölkung			Niederschlag	Witterung
	7^{30}	13^{30}	21^{30}	Mittel	Abweich. vom Normalst.	7^{30}	13^{30}	21^{30}	7^{30}	13^{30}	21^{30}	7^{30}	13^{30}	21^{30}	7^{30}	13^{30}	21^{30}		
1	−1.2	1.1	−1.0	−0.4	−1.2	717.5	716.5	720.0	70	71	74	SE 0	E 0	E 0	10	8	10	.	
2	−4.0	−2.9	−5.7	−4.2	−5.1	723.4	724.2	726.0	60	53	83	NW 0–1	NW 0	SE 0	10	8	6	.	
3	−5.4	−4.4	−4.6	−4.8	−5.8	726.8	725.9	726.6	66	64	70	E 0	NW 0	NW 0	10	10	10	.	
4	−5.6	−2.3	−4.8	−4.2	−5.2	724.0	722.5	723.4	72	63	73	E 0–1	SE 0	SE 0	10	10	10	.	
5	−4.2	−2.1	−3.7	−3.3	−4.4	722.0	722.9	724.9	76	86	73	E 0	SE 0	E 0	10	10	10	.	
6	−4.4	−1.0	−4.4	−3.3	−4.5	725.2	726.2	727.9	74	62	83	SE 0	NW 0	E 0	10	10	0	.	
7	**−6.0**	0.0	−4.1	−3.4	−4.6	728.5	727.7	728.1	94	80	95	E 0	SW 0	E 0	10	2	0	.	
8	−3.5	0.7	−1.6	−1.5	−2.8	726.6	725.6	731.1	100	79	77	E 0	W 0	NW 0	10	2	10	.	≡ a
9	−2.2	3.5	−2.2	−0.3	−1.7	734.0	733.1	733.2	80	58	83	S 0	SE 0	E 0	3	0	0	.	
10	−3.3	4.7	−1.5	0.0	−1.5	732.2	729.9	731.0	90	63	83	E 0	E 0	E 0	1	0	0	.	
11	−1.8	5.5	−0.7	1.0	−0.6	732.6	733.0	734.4	78	50	75	SE 0	NW 0	E 0	4	1	0	.	
12	−3.2	4.0	−0.8	0.0	1.6	735.4	735.0	735.4	80	57	80	E 0	NW 0	E 0	0	0	0	.	
13	−3.1	4.9	−0.9	0.3	−1.4	737.1	736.4	737.2	86	59	88	S 0	NW 0	E 0	7	0	0	.	
14	0.1	3.3	−1.7	0.6	−1.2	738.4	**739.1**	738.9	84	70	85	S 0	W 0	E 0	10	0	0	.	
15	−3.3	5.7	1.9	1.4	−0.5	736.3	735.4	738.2	80	69	70	E 0	NE 0	W 0	10	10	10	.	
16	−1.8	3.8	−0.6	0.5	−1.5	737.8	735.6	736.3	93	58	79	E 0	NW 0	NW 0	10	6	4	.	
17	−2.4	4.3	−0.2	0.6	−1.5	735.5	735.3	736.4	88	60	86	E 0	SE 0	NW 0	3	0	3	.	
18	−0.7	3.0	2.1	1.5	−0.6	735.6	734.9	734.4	95	67	80	E 0	NW 0	NW 0	10	10	10	.	
19	−0.9	2.9	0.7	0.9	−1.3	733.1	733.5	735.2	82	64	85	E 0	NW 0	E 0	2	6	8	.	
20	0.8	4.3	0.2	1.8	−0.5	734.6	734.2	734.2	70	48	76	E 0	NW 0	E 0	10	3	10	.	
21	0.6	3.3	−0.5	1.1	−1.3	732.4	733.2	733.8	83	75	87	E 0	SE 0	SE 0	10	10	0	0.0	✳° mtgs.
22	−2.7	5.6	0.0	1.0	−1.5	733.3	731.5	731.7	94	53	80	S 0	SE 0	NE 0	0	0	0	.	
23	−2.4	7.3	0.6	1.8	−0.8	731.0	729.2	729.1	85	48	73	NW 0	NW 0	NW 1	0	0	0	.	
24	−1.6	7.6	3.2	3.1	0.4	728.2	726.2	725.4	80	44	79	NW 0	NW 0	SE 0	0	9	8	.	
25	0.0	9.4	7.4	5.6	2.7	723.6	721.4	721.2	80	44	40	S 0	NW 0–1	SE 0–1	6	1	6	.	
26	6.4	**13.6**	10.8	10.3	7.3	719.6	715.8	711.7	40	**29**	35	E 1	SE 1	SE 1	7	8	7	.	
27	10.0	10.2	4.6	8.3	5.2	**706.9**	707.0	708.5	36	41	85	SE 0	NE 0–1	NE 0–1	6	7	10●	**7.8**	● abds., ✳ n
28	0.0	1.4	0.6	0.7	−2.5	712.6	713.1	714.6	90	60	85	E 0	NW 0	SE 0	10*	10	10	5.3	✳ a, n
																		Summe	
Mittel	−1.6	3.5	−0.3	0.5	—	728.7	728.0	728.9	79	60	77				6.7	5.0	5.1	13.1	

Februar 1934.
Beobachter: *Observatorium.*

Genf.

$\lambda = 6^{\circ}\,9'$, $\beta = 46^{\circ}\,12'$,
$H_b = 405.0^{m}$, $G = 0.02\ ^{m}/_{m}$.

1	−0.4	−0.2	0.0	−0.2	−0.6	724.0	720.6	723.0	95	82	76	SW 1	NNE 1	NNE 2	10	10	10	.	
2	−4.4	−4.6	−5.0	−4.7	−5.3	725.9	726.4	729.1	92	**57**	67	NNE 3	NNE 2	NNE 2	10	10	10	.	
3	−7.0	−4.8	−4.7	−5.5	−5.9	729.8	729.4	730.6	90	72	74	NNE 3	NNE 2	NNE 2	10	0	0	.	
4	−6.0	−3.9	−3.4	−4.4	−4.8	728.1	726.8	726.6	93	74	95	NNE 1	NNE 1	NNE 1	9	0	0	.	
5	−5.2	−2.0	−1.8	−3.0	−3.4	726.3	726.4	728.6	97	75	78	NE 1	NNE 1	NE 0	2	0	0	.	
6	−5.2	0.0	−4.0	−3.1	−4.1	730.0	730.4	732.2	86	68	68	SW 1	NNE 0	NE 0	9	1	0	.	⌙ fr.
7	−7.0	1.8	−4.3	−3.2	−4.3	733.0	732.8	733.3	92	72	80	E 0	NE 1	SW 0	0	0	0	.	⌙ fr.
8	**−7.2**	3.0	−3.6	−2.6	−3.8	732.8	732.7	735.9	95	83	89	SW 0	SW 1	SW 0	0	0	0	.	⌙ fr.
9	−6.0	5.6	2.4	0.7	0.1	737.6	736.9	737.4	90	78	94	SSW 0	NNE 1	NNE 1	0	0	0	.	⌙ fr.
10	−4.0	8.4	4.0	2.8	2.0	737.0	735.3	735.6	83	62	81	SW 1	SW 1	SW 1	0	0	0	.	⌙ fr.
11	1.6	4.6	2.3	2.8	1.5	736.6	737.2	737.6	83	90	88	S 0	NNE 1	NNE 1	9	0	0	.	
12	−2.2	8.4	6.2	4.1	3.4	738.6	737.8	737.3	81	76	79	SE 0	NNE 1	NNE 1	10	0	0	.	⌙ fr.
13	4.4	6.1	3.5	4.7	3.0	738.4	739.2	740.0	73	67	81	NNE 2	NNE 2	NNE 1	10	0	0	.	
14	−1.6	3.5	0.3	0.7	−0.8	743.4	743.9	**744.3**	83	71	71	NW 0	NNE 1	NNE 1	10	0	0	.	
15	−2.9	4.0	4.0	1.7	0.7	742.2	739.8	740.2	74	72	79	NW 1	NNE 1	NNE 2	1	0	0	.	⌙ fr.
16	1.6	5.9	4.0	3.8	2.2	739.0	738.2	738.8	90	81	85	NNE 2	NNE 2	NNE 2	1	0	0	.	⌙ fr.
17	1.2	5.8	4.2	3.7	2.1	739.4	739.3	738.7	91	69	83	NNE 1	NNE 1	NNE 1	10	0	0	.	
18	2.2	3.4	2.4	2.7	0.8	739.5	739.9	739.3	98	70	80	NNE 1	NNE 1	NNE 1	10	10	10	.	
19	1.2	3.6	0.3	1.7	−0.6	738.5	738.7	739.0	95	63	75	NNE 1	SE 0	NE 1	10	10	0	.	
20	1.1	4.2	1.3	2.2	−0.1	739.5	739.0	738.6	97	62	93	NE 1	NE 1	NE 1	10	0	0	.	
21	−3.0	5.6	3.6	2.1	0.3	738.3	737.9	737.8	95	70	73	ENE 1	NNE 1	NNE 0	1	0	0	.	⌙ fr.
22	−2.4	6.2	3.0	2.3	0.2	738.1	736.7	736.5	98	65	80	NW 0	NNE 1	NNE 0	0	0	0	.	
23	−2.0	7.6	4.4	3.3	1.3	736.0	734.7	733.9	97	70	86	SE 0	NNE 1	E 0	0	0	0	.	⌙ fr.
24	1.8	7.5	5.0	4.8	2.4	733.0	731.3	730.1	97	75	89	E 0	NNE 1	W 0	10	10	9	0.1	●° n (24./25.), ⌙ fr.
25	2.2	7.6	5.7	5.2	2.8	728.2	727.0	725.6	96	75	90	W 0	NNE 1	NE 0	10	1	9	.	
26	2.2	**9.0**	7.2	6.1	3.7	724.2	721.7	717.6	98	66	80	E 0	NNE 1	NNE 1	5	10	10	**6.5**	● 20, n
27	4.0	8.2	−0.5	3.9	0.0	713.2	**711.8**	716.1	93	58	88	NNE 1	SW 2	SW 2	10	10	10	.	
28	−1.4	2.0	1.8	0.8	−1.8	717.0	717.9	718.8	83	74	77	SSE 0	SSW 1	NNE 1	7	9	10	.	
																		Summe	
Mittel	−1.6	3.8	1.4	1.2	—	733.1	732.5	733.0	90	71	81				6.2	2.9	2.8	6.6	

$\lambda = 8^{\circ}\,33'$, $\beta = 47^{\circ}\,23'$,
$H_b = 493.2^{m}$, $G = 0.08\,{}^{m}/_{m}$.

Zürich.

Februar 1934.
Beobachter: *Meteorol. Zentralanstalt.*

Tag	Lufttemperatur					Luftdruck			Relative Feuchtigkeit			Windrichtung und Stärke			Bewölkung			Niederschlag	Witterung
	7^{30}	13^{30}	21^{30}	Mittel	abweich. vom Normalw.	7^{30}	13^{30}	21^{30}	7^{30}	13^{30}	21^{30}	7^{30}	13^{30}	21^{30}	7^{30}	13^{30}	21^{30}		
1	−2.4	2.3	−3.8	−1.3	−0.5	713.4	713.3	717.7	93	66	74	SSW 3	SSW 1	ENE 2	10*	9	10	1.6	✳ 6½-9, ✳° 18-19, ≡ fr.
2	−7.8	−5.0	−8.0	−6.9	−6.2	721.2	722.0	723.0	71	57	67	NNE 2	ENE 3	NNE 1	10	7	10	0.1	✳° 9-16½ m.U.
3	**−11.8**	−4.6	−9.3	−8.6	−8.0	723.5	723.0	723.2	77	47	78	NNW 1	NNW 2	WNW 1	1	0	0	0.0	
4	−11.3	−1.8	−5.2	−6.1	−5.6	720.9	719.4	720.2	88	50	62	E 1	ESE 2	NNE 1	1	1	0	.	⌣ fr.
5	−8.6	0.9	−3.8	−3.8	−3.3	720.0	719.5	721.2	80	48	68	NNE 1	N 1	NNW 1	0	0	0	.	
6	−7.6	1.8	−4.6	−3.5	−3.1	721.8	722.7	724.3	100	57	87	S 1	SSE 1	SSE 0	10	0	0	.	≡ n-10½, ⌣° fr.
7	−9.1	0.7	−6.2	−4.9	−4.6	724.6	724.6	724.9	98	60	100	SSE 0	WNW 1	WNW 1	5	0	0	0.0	≡ n-8½, abds., ⌣ fr.
8	−6.3	0.7	0.0	−1.9	−1.7	722.6	722.9	726.7	100	64	72	WNW 0	WNW 1	SSE 1	10≡	0	10	0.0	✳fl. ≡ a-10½, △n, ⌣ fr.
9	−3.8	6.0	−1.1	0.4	0.5	730.6	730.2	729.5	98	57	82	SSW 0	N 1	SSE 0	1	0	0	0.0	
10	−4.4	7.0	−0.4	0.7	0.7	727.9	726.6	727.2	94	51	84	ESE 1	SSW 1	SE 0	2	0	0	.	⌣ fr.
11	−1.0	8.3	0.6	2.6	2.5	728.9	729.3	730.5	91	47	90	SSE 1	SE 0	ESE 0	8	0	0	0.0	⌣° fr.
12	−4.4	6.3	4.0	2.0	1.8	731.7	731.7	732.0	100	60	75	NNE 0	SSW 1	NNE 1	0	1	0	.	⌣ fr.
13	3.0	6.8	0.4	3.4	3.1	733.1	733.6	734.0	89	57	71	ESE 2	ENE 3	NNE 1	10	4	0	.	
14	−3.6	3.0	−1.1	−0.6	−1.0	734.9	**735.9**	735.0	90	60	93	SW 1	WSW 1	SSW 1	3	0	0	0.0	⌣° fr.
15	−3.1	5.7	1.6	1.4	0.9	732.2	732.7	735.2	99	58	72	N 1	SSE 0	ENE 1	2	10	10	.	●tr. 16¾, ⌣ fr.
16	0.7	5.0	1.0	2.2	1.6	733.7	733.2	733.1	88	58	92	ENE 1	ESE 2	NNE 1	10	7	9	.	
17	−0.2	6.0	3.2	3.0	2.3	732.1	732.0	732.3	98	58	86	NNE 1	NNW 2	NNE 1	5	9	9	.	⌣° fr.
18	1.3	1.7	1.6	1.5	0.6	732.0	732.1	731.3	96	90	80	NNE 0	NE 1	ENE 0	10	10	10	.	
19	0.4	1.2	0.5	0.7	−0.2	729.5	730.3	731.4	85	72	77	WSW 1	WNW 1	NW 1	10	10	10	.	
20	0.4	4.8	1.6	2.3	1.2	730.6	730.2	730.5	68	52	65	SSE 1	SW 1	WNW 1	10	8	10	.	
21	2.6	3.4	0.5	2.2	1.5	728.8	729.5	730.4	61	63	96	SW 2	WSW 1	SSE 0	10	10*	0	0.0	●tr. ✳fl. 11¾-13½
22	−2.4	8.9	1.4	2.6	1.2	729.6	728.3	727.9	100	48	90	SSE 0	SW 1	ESE 0	0	2	0	0.0	⌣ fr.
23	−2.4	11.3	3.2	4.0	2.5	727.4	726.0	725.0	100	**38**	70	ESE 0	WSW 1	SE 0	1	0	0	.	
24	−1.3	10.2	4.2	4.4	2.7	724.5	723.1	721.5	96	47	82	ESE 1	SSW 0	SE 1	2	9	6	.	
25	2.4	11.8	4.2	6.1	4.3	720.2	718.7	717.8	81	45	83	SE 2	NW 2	S 2	9	3	1	.	
26	0.7	**11.9**	6.2	6.3	4.4	716.3	713.3	709.0	97	42	77	ENE 0	NNE 1	E 0	4	7	10	.	⌣° fr., ⊕ p, ⊽ abds.
27	1.6	9.0	3.5	4.7	2.7	704.5	**704.2**	704.4	98	52	85	SSE 0	NNW 1	ENE 0	4	2	10	4.8	● ✳ △ 22¼-1½, ⌣° fr.
28	−1.0	1.1	0.0	0.0	−2.1	709.3	710.2	711.6	77	56	68	SW 2	NNW 1	NNE 1	10	10	10	2.2	✳° 1¾-4½ m.U.
Mittel	−2.8	4.4	−0.2	0.5	—	725.2	725.0	725.4	90	56	79				5.6	4.2	4.5	Summe 8.7	

$\lambda = 8^{\circ}\,30'$, $\beta = 47^{\circ}\,3'$,
$H_b = 1787.3^{m}$, $G = -0.11\,{}^{m}/_{m}$.

Rigi-Kulm.

Februar 1934.
Beobachter: *J. Steiner.*

1	−10.0	−8.9	−9.8	−9.6	−5.1	604.4	604.5	607.0	92	98	92	W 3	W 1	W 1	10*	7	10≡	5.4	✳ n-10½, 17-n
2	**−12.6**	−10.4	−9.2	−10.7	−6.2	608.3	609.1	610.7	88	86	60	W 0	E 1	E 3	10≡	0	0	.	
3	−7.4	−4.2	−4.5	−5.4	−0.9	611.4	612.1	612.4	48	44	42	E 3	E 3	E 3	0	0	0	.	
4	−4.5	−0.6	−1.4	−2.2	2.2	610.4	610.8	611.0	32	29	39	E 3	E 2	E 3	0	0	0	.	
5	−3.2	−0.3	−1.2	−1.6	2.8	609.8	610.6	611.9	38	33	34	E 4	E 2	E 4	0	0	0	.	
6	−1.2	1.6	−0.2	0.1	4.5	612.6	614.0	616.1	32	34	32	E 3	E 4	E 3	0	0	0	.	
7	2.0	3.9	−1.0	1.6	6.0	617.1	617.5	617.5	**16**	19	23	ENE 1	E 0	E 0	0	0	0	.	
8	1.2	1.8	−5.6	−0.9	3.5	615.1	615.5	619.1	22	27	47	W 2	W 2	W 0	0	0	0	2.5	
9	−7.4	−3.0	0.8	−3.2	1.2	620.7	620.9	621.4	92	39	34	NE 0	E 1	E 1	0	0	0	.	
10	2.1	3.8	−0.5	1.8	6.1	620.3	620.2	620.8	39	35	42	W 2	W 1	W 1	0	0	1	.	
11	−4.0	−2.0	−1.0	−2.3	2.0	620.5	621.0	622.1	81	75	42	W 1	S 1	E 3	10	1	0	.	
12	−2.2	0.6	−1.2	−0.9	3.4	622.8	623.3	623.1	30	28	67	E 1	E 1	E 3	0	0	0	.	
13	−3.4	−1.2	−0.6	−1.7	2.5	623.3	624.1	624.5	87	59	39	E 3	E 1	E 3	0	0	1	.	
14	−0.1	1.5	−2.0	−0.2	4.0	625.1	626.5	**627.0**	34	39	78	E 1	E 0	E 0	0	0	1	.	
15	−3.0	−4.8	−7.4	−5.1	−0.9	623.3	623.2	624.3	67	93	92	W 2	NW 1	NW 1	1	10≡	5	.	
16	−7.5	−5.0	−4.4	−5.6	−1.5	622.9	622.4	623.4	72	69	86	E 2	E 2	E 2	1	0	2	.	
17	−1.8	0.5	−1.3	−0.9	3.2	622.2	623.0	623.5	65	59	67	E 2	E 2	E 2	2	0	3	.	
18	0.0	1.2	0.7	0.6	4.7	622.6	622.1	622.2	70	48	18	E 1	E 0	E 0	0	0	0	.	
19	1.4	1.0	−1.0	0.5	4.5	621.5	621.5	621.3	**16**	18	18	W 0	W 2	W 2	0	0	0	.	
20	−3.9	−6.4	−7.0	−5.8	−1.8	620.3	620.6	620.6	47	74	97	W 2	W 2	W 2	0	0	10	.	
21	−5.5	−5.4	−4.8	−5.2	−1.2	619.4	620.3	621.2	46	97	95	W 2	W 3	W 1	9	10≡	0	.	
22	0.3	3.9	1.2	1.8	5.7	621.2	621.5	620.1	32	24	28	N 1	W 1	W 0	0	0	0	.	
23	2.0	**4.3**	0.9	2.4	6.3	620.5	620.3	617.9	31	36	42	W 1	S 1	S 0	0	0	0	.	
24	−2.4	2.0	−0.8	−0.4	3.5	617.2	616.7	615.4	99	61	64	W 1	W 1	W 1	10≡	10	8	.	
25	−1.6	1.2	−0.9	−0.4	3.4	613.6	612.7	612.2	57	56	49	S 0	S 0	E 2	7	1	0	.	
26	−1.0	3.0	0.0	0.7	4.5	610.5	609.1	605.3	54	48	51	E 1	SE 1	S 3	1	7	2	.	
27	−0.3	−0.9	−3.4	−1.5	2.2	600.2	**599.3**	**599.3**	60	64	100	S 3	SSE 3	S 1	2	2	10≡*	10.4	✳ ≡ 21¼-n
28	−10.8	−4.6	−8.3	−7.9	−4.2	601.0	602.1	603.3	100	100	92	W 1	SE 0	S 1	10≡	10≡	10≡	6.4	
Mittel	−3.0	−1.0	−2.6	−2.2	—	616.4	616.6	616.9	55	53	56				2.6	2.1	2.3	Summe 24.7	

Februar 1934.
Beobachter: *G. Krättli.*

Bevers.

$\lambda = 9^{\circ}\,53'$, $\beta = 46^{\circ}\,33'$,
$H_b = \text{a. } 1710^{m}$, $G = -0.12\ ^{m}/_{m}$.

Tag	Lufttemperatur					Luftdruck			Relative Feuchtigkeit			Windrichtung und Stärke			Bewölkung			Niederschlag	Witterung
	7^{30}	13^{30}	21^{30}	Mittel	Abweich. vom Normalst.	7^{30}	13^{30}	21^{30}	7^{30}	13^{30}	21^{30}	7^{30}	13^{30}	21^{30}	7^{30}	13^{30}	21^{30}		
1	-15.4	-10.0	-17.9	-14.4	-5.6	612.6	612.0	614.2	72	77	80	SW 1	N 2	NW 1	10	10△	9	0.8	△ a, p–15 m.U., ⫩ zeitw.
2	**-25.0**	-11.1	-14.2	-16.8	-8.1	616.0	616.5	619.2	82	63	76	S 1	SE 1	NE 2	1	1	0	0.0	
3	-22.4	-5.0	-18.5	-15.3	-6.7	619.6	619.1	620.3	84	52	75	SSE 1	NE 2	NW 1	1	1	0	.	
4	-21.2	-6.1	-11.9	-13.1	-4.6	619.0	617.6	618.6	84	55	70	S 1	S 0	E 1	1	0	0	0.0	⫩ $17^{1}/_{2}$–$18^{1}/_{2}$
5	-19.5	-6.0	-15.6	-13.7	-5.2	618.4	617.6	620.2	88	60	75	NE 2	SW 1	SW 1	0	1	0	.	
6	-18.0	-4.0	-12.3	-11.4	-3.1	620.4	620.3	623.4	87	58	77	SW 1	SW 1	NW 1	1	1	0	.	
7	-16.2	-1.1	-11.8	-9.7	-1.5	623.6	623.1	623.8	86	54	74	SW 0	E 1	NE 1	1	0	0	.	
8	-18.0	-0.4	0.2	-6.1	2.0	622.5	620.7	620.9	79	45	**35**	NE 1	NNE 1	W 4	0	0	0	.	⫩ n (8./9.)
9	-5.9	-1.3	-11.7	-6.3	1.7	626.0	626.6	628.8	64	41	73	NE 2	NE 2	WNW 1	1	1	0	.	
10	-13.0	1.7	-10.9	-7.4	0.5	628.2	627.1	627.1	90	54	82	SSW 0	S 2	WNW 1	0	0	0	.	
11	-16.2	0.9	-12.7	-9.9	-2.1	626.4	627.2	629.4	88	53	76	E 0	N 1	NW 1	0	0	0	.	
12	-16.7	2.6	-3.6	-5.9	1.8	628.9	627.8	628.9	85	51	69	WSW 0	N 1	SE 1	0	2	2	0.0	
13	-13.4	0.6	-10.7	-7.8	-0.2	629.7	630.3	632.3	94	59	75	NE 0	NE 3	SW 1	1	0	0	.	
14	-16.6	-2.6	-11.4	-10.2	-2.7	632.2	632.0	**632.8**	88	57	73	SSW 0	SE 0	N 2	0	0	0	.	
15	-10.0	-0.6	-5.2	-5.3	2.1	628.5	627.0	628.4	**36**	47	73	NNE 2	NE 4	W 1	0	3	1	0.0	✳fl. $16^{1}/_{2}$, ⫩ $17^{1}/_{4}$–18
16	-11.4	-2.2	-4.6	-6.1	1.2	628.6	627.7	628.3	83	56	65	NNE 1	ENE 1	NNE 2	1	0	1	.	
17	-14.2	2.0	-5.9	-6.0	1.1	629.1	628.1	630.1	93	64	88	NW 0	NNE 1	W 1	1	1	1	.	
18	-12.0	-3.7	-8.5	-8.1	-1.1	628.5	627.8	628.9	92	49	72	W 0	SW 0	W 0	1	0	0	.	
19	-15.6	1.6	-6.7	-6.9	0.0	627.7	626.2	626.6	84	51	60	SE 1	E 0	NW 1	1	0	0	.	
20	-4.8	1.3	-1.3	-1.6	5.2	625.4	624.6	624.6	48	36	45	NW 1	W 3	W 3	1	1	1	.	
21	-2.0	0.5	-1.6	-1.0	5.7	624.0	624.8	626.2	60	61	68	N 2	WSW 2	NNE 2	9	9	3	0.0	△ $8^{1}/_{4}$, ⫩ $8^{1}/_{2}$–13, ✳fl. [p–17
22	-12.2	**9.0**	-7.8	-5.7	0.9	627.5	627.4	627.6	91	52	78	WSW 1	W 0	NW 0	0	0	0	.	
23	-13.2	2.6	-6.9	-5.8	0.6	627.6	626.3	626.0	86	56	81	S 0	NW 1	E 0	1	1	0	.	
24	-12.6	1.3	-6.1	-5.8	0.5	624.5	623.2	622.9	85	67	89	WSW 0	S 1	NNW 0	0	9	6	0.6	✳ 22–n
25	-7.8	1.3	-2.7	-3.1	3.1	621.1	620.4	620.8	90	67	91	WNW 0	SW 0	NNE 0	8	9	8	0.4	✳ $12^{1}/_{2}$–16 zeitw.
26	-9.7	2.9	-1.8	-2.9	3.2	619.0	616.2	613.1	93	55	90	W 0	N 0	SW 0	2	9	9	4.5	△ 17–n
27	-2.5	1.7	-3.8	-1.5	4.5	609.4	608.3	**606.8**	91	76	90	SW 0	SW 0	N 1	10△	10△	10△	**14.1**	✳ n–n m.U.
28	-13.0	-0.7	-9.1	-7.6	-1.7	607.8	608.8	608.9	88	59	82	SE 0	NW 1	W 0	8	4	10	7.9	△°✳fl. a, ✳ $11^{1}/_{2}$–$13^{1}/_{4}$
Mittel	-13.5	-1.2	-8.4	-7.7	—	623.3	622.7	623.5	82	56	74				2.1	2.6	2.2	Summe 28.3	

Februar 1934.
Beobachter: *Kapuzinerkloster.*

Sitten.

$\lambda = 7^{\circ}\,21'$, $\beta = 46^{\circ}\,14'$,
$H_b = 548.6^{m}$, $G = 0.00\ ^{m}/_{m}$.

1	-1.2	1.6	-3.2	-0.9	-1.0	710.8	707.9	710.4	74	60	65	N 1	NE 1	N 2	10	8	1	.	✳° a
2	-5.8	-0.6	-6.4	-4.3	-4.5	712.3	712.8	715.5	50	50	74	N 1	NW 1	NW 1	0	3	0	.	
3	**-9.8**	-3.0	-7.0	-6.6	-6.9	716.2	715.5	716.4	95	63	88	SW 1	SW 2	SW 1	0	0	0	.	
4	**-9.8**	-2.8	-5.8	-6.1	-6.5	714.7	712.9	713.9	95	68	84	SW 0	SW 1	SW 1	0	0	0	.	
5	-8.8	-2.2	-5.2	-5.4	-5.9	713.0	713.0	715.2	99	69	89	SW 1	SW 2	SW 1	0	0	0	.	
6	-9.2	-1.0	-4.0	-4.7	-5.3	715.5	716.1	719.3	96	67	81	SW 1	W 1	W 1	0	0	0	.	
7	-6.2	2.8	-1.2	-1.5	-2.2	720.1	719.0	720.5	93	45	70	W 1	W 1	W 1	0	0	0	.	
8	-4.0	5.4	1.6	1.0	0.2	720.0	718.8	720.6	80	38	65	W 1	SW 1	SW 0	0	0	0	.	
9	-2.0	3.8	0.6	0.8	-0.1	724.3	724.7	725.0	72	46	60	SW 1	SW 1	SW 0	0	0	0	.	
10	-2.2	7.0	2.2	2.3	1.3	724.2	721.9	723.1	74	41	61	SW 1	N 1	N 1	0	0	0	.	
11	-2.2	4.4	1.8	1.3	0.2	724.7	723.6	725.0	88	47	64	W 1	W 1	W 1	0	0	0	.	
12	-3.0	5.6	2.2	1.6	0.3	725.7	725.2	724.9	77	44	55	W 1	W 1	W 1	0	0	0	.	
13	-1.4	6.6	2.6	2.6	1.2	725.9	724.8	727.9	73	42	65	W 1	W 1	N 2	0	0	0	.	
14	-2.4	5.6	1.8	1.7	0.2	730.5	729.9	**731.5**	93	51	64	W 0	W 1	W 1	0	0	0	.	
15	-2.0	5.2	2.8	2.0	0.4	728.6	725.4	725.9	85	52	57	W 1	W 1	NW 2	1	1	1	.	
16	-2.2	5.0	1.4	1.4	-0.3	726.8	725.1	725.6	88	51	65	NW 1	NW 1	NW 1	1	1	0	.	
17	-2.4	5.2	2.4	1.7	-0.2	726.6	725.1	726.5	89	51	65	NW 1	NW 1	NW 1	0	0	0	.	
18	-2.0	5.4	0.8	1.4	-0.6	726.1	725.2	725.9	93	61	90	NW 0	NW 1	NW 1	0	0	0	.	
19	-3.0	6.4	0.2	1.2	-0.9	725.5	723.7	726.1	97	49	90	W 1	W 2	W 1	0	0	0	.	
20	-0.8	2.6	-0.2	0.5	-1.8	726.0	725.8	724.9	95	65	76	W 0	W 1	W 1	10	10	0	.	
21	-1.0	5.0	3.6	2.5	0.1	724.8	723.7	723.8	77	47	60	W 1	W 1	W 1	8	3	0	.	
22	-1.0	7.6	3.8	3.5	0.9	725.6	723.1	723.7	80	46	56	W 1	W 1	W 1	0	0	0	.	
23	-0.8	10.2	4.6	4.7	2.0	723.8	720.1	720.3	70	33	53	NW 1	NW 0	NW 1	0	0	0	.	
24	0.0	8.0	5.0	4.3	1.4	720.8	718.5	717.8	85	44	56	NW 0	W 1	W 1	1	6	5	.	
25	1.4	10.8	6.8	6.3	3.3	716.2	713.9	714.3	75	37	47	NW 1	NW 1	NW 1	7	2	3	.	
26	1.8	10.8	7.0	6.5	3.4	713.6	709.6	705.9	67	38	47	NW 1	N 0	N 1	5	10	10	.	
27	6.8	**11.0**	3.2	7.0	3.7	701.1	**698.7**	700.2	50	**27**	80	N 1	NE 3	NE 3	7	5	5	.	
28	-0.4	4.0	0.4	1.3	-2.1	704.1	704.0	705.5	73	53	70	NW 2	NW 2	NW 1	10	5	8	**0.3**	
Mittel	-2.6	4.7	0.8	1.0	—	720.3	718.9	719.8	81	49	68				2.1	1.9	1.2	Summe 0.3	

$\lambda = 8^{\circ}\,57'$, $\beta = 46^{\circ}\,0'$.
$H_b = 276.2$ m, $G = 0.03$ m/m.

Lugano.

Februar 1934.
Beobachter: *G. Vicari.*

Tag	Lufttemperatur					Luftdruck			Relative Feuchtigkeit			Windrichtung und Stärke			Bewölkung			Niederschlag	Witterung
	7^{30}	13^{30}	21^{30}	Mittel	Abweich. vom Normalst.	7^{30}	13^{30}	21^{30}	7^{30}	13^{30}	21^{30}	7^{30}	13^{30}	21^{30}	7^{30}	13^{30}	21^{30}		
1	1.2	3.0	0.8	1.7	0.3	733.5	733.4	735.7	68	58	85	SSE 1	NE 0	SW 1	0	10	10	0.1	● ✳ n (1./2.), ⌴ fr.
2	-1.8	1.4	-2.2	-0.9	-3.0	738.6	739.9	740.3	72	51	63	W 1	S 1	N 1	10	5	0	.	⌴ fr.
3	-4.4	3.8	-1.8	-0.8	-2.9	739.6	740.0	740.5	66	38	70	N 1	SE 1	N 1	0	0	0	.	⌴ ⋁ fr.
4	-4.4	4.4	-0.6	-0.2	-2.4	740.3	738.0	737.3	73	38	71	N 1	S 0	N 1	0	1	0	.	⌴ ⋁ fr.
5	-3.6	6.4	-0.6	0.7	-1.6	736.5	736.4	737.6	76	37	64	N 1	E 1	N 1	0	0	0	.	⌴ ⋁ fr.
6	-2.8	6.2	0.0	1.1	-1.3	738.3	738.5	740.0	76	48	70	N 1	SE 0	N 1	0	7	0	.	⌴ ⋁ fr.
7	-2.0	7.6	0.6	2.1	-0.4	739.9	739.5	740.5	76	46	74	N 1	SE 1	N 1	0	0	0	.	⌴ ⋁ fr.
8	-1.0	7.4	2.2	2.9	0.3	739.7	737.6	736.9	66	44	58	N 1	SSE 0	N 1	0	0	0	.	⌴ ⋁ fr.
9	8.8	11.4	3.6	7.9	5.2	741.7	744.3	748.4	57	36	54	NE 1	SE 1	N 1	0	0	0	.	
10	-1.4	7.4	1.6	2.5	-0.3	750.1	748.8	748.3	82	51	64	N 1	SE 0	N 1	0	0	0	.	⌴ ⋁ fr.
11	-0.4	7.4	2.4	3.1	0.2	746.6	746.6	748.2	78	58	68	N 1	S 1	N 1	0	0	0	.	⌴ ⋁ fr.
12	-0.8	9.4	11.4	6.7	3.7	746.9	744.4	744.6	81	48	25	N 1	SSW 1	NNE 1	0	0	0	.	⌴ ⋁ fr.
13	14.0	9.0	5.0	9.3	6.2	745.4	749.2	753.6	23	54	87	NNE 2	S 2	SW 1	0	0	10	.	
14	3.8	5.8	1.0	3.5	0.3	**755.8**	755.3	752.4	57	54	64	S 1	SSE 1	N 1	10	10	0	.	
15	-1.6	15.0	10.2	7.9	4.6	746.3	743.9	746.6	82	**16**	23	N 1	ENE 3	NNE 2	0	0	0	.	⌴ ⋁ fr.
16	10.4	12.4	4.2	9.0	5.6	746.1	744.7	747.4	21	24	58	NNE 2	S 2	N 1	8	0	0	.	
17	-0.2	9.0	3.2	4.0	0.5	749.5	747.9	747.2	82	41	62	N 1	SE 0	N 1	0	0	0	.	⌴° ⋁° fr.
18	-0.2	8.6	2.0	3.5	-0.1	746.7	745.1	744.6	94	49	74	N 1	SE 0	N 1	1	0	0	.	⌴° ⋁° fr.
19	0.4	10.4	1.8	4.2	0.5	747.0	745.0	744.0	76	48	74	NNW 1	S 1	N 1	0	0	0	.	⌴ ⋁ fr.
20	-0.4	9.6	13.2	7.5	3.6	742.8	740.8	741.0	94	53	17	N 1	E 1	NNE 2	0	0	0	.	
21	10.4	**16.4**	9.4	12.1	8.1	740.9	740.5	741.6	23	19	42	NNE 2	NE 3	S 1	0	0	0	.	
22	1.0	13.0	7.2	7.1	3.0	745.1	745.7	746.8	68	36	63	N 1	SSE 1	N 1	0	0	0	.	
23	0.8	9.6	8.0	6.1	1.9	747.0	746.6	746.6	96	58	72	N 1	S 1	E 0	0	0	10	.	
24	6.0	10.0	6.4	7.5	3.2	745.2	744.0	743.0	95	62	85	S 1	SE 0	S 1	10	10	10	.	
25	6.0	6.4	6.0	6.1	1.6	741.5	741.3	740.9	93	88	98	N 0	S 1	W 0	10	10●	10	1.0	●° $11^1/_2$–$15^1/_2$ zeitw.
26	4.8	6.2	4.6	5.2	0.6	739.1	736.5	733.2	97	93	98	NNE 1	SE 0	N 1	10	10●	10●	**21.9**	●° ≡ a, ● $13^1/_2$–n
27	3.6	8.8	7.4	6.6	1.9	727.7	726.3	**724.2**	97	65	58	N 1	N 1	ESE 2	10●	10●	10	10.6	● n–$18^1/_2$ m.U., n
28	4.2	7.0	4.0	5.1	0.3	726.3	728.0	727.1	78	58	77	NE 1	SE 1	N 1	10	5	10	0.4	● 11–$11^1/_2$
Mittel	1.8	8.3	4.0	4.7	—	742.3	741.7	742.1	72	49	65				2.8	2.8	2.9	Summe 34.0	

$\lambda = 7^{\circ}\,35'$, $\beta = 47^{\circ}\,33'$.
$H_b = 318$ m, $G = 0.13$ m/m.

Basel.

Februar 1934.
Beobachter: *Astronom.-Meteorol. Anstalt.*

1	0.0	-0.4	-2.2	-0.9	—	728.9	729.1	734.6	80	94	71	WSW 2	WNW 1	NNE 1	10	10	8	3.2	✳ $7^3/_4$–$11^1/_2$, $18^1/_2$–$18^3/_4$ ⊠
2	-6.6	-3.1	-6.4	-5.4	—	738.8	738.9	739.9	67	50	57	ENE 1	E 1	ENE 1	7	1	0	.	
3	-14.9	-4.8	-12.1	-10.6	—	740.2	739.9	740.2	93	53	89	SW 1	NNW 1	S 1	0	0	0	.	⌴ fr. ⊠
4	-14.6	-2.4	-10.1	-9.0	—	738.0	736.1	736.5	97	53	86	ESE 1	WNW 1	SW 1	0	2	0	.	⌴ fr. ⊠
5	-12.1	-0.9	-7.9	-1.0	—	736.5	736.0	737.8	96	71	96	NNE 0	W 1	WSW 1	1	1	0	.	⌴ fr. ⊠
6	-6.5	-4.1	-5.1	-5.2	—	738.7	739.9	741.9	98	99	97	SW 0	NW 0	SSW 1	10≡	10	10	0.1	✳° $8^3/_4$–$9^1/_4$, $11^1/_2$–$12^1/_4$, ⌴ fr., ⊠
7	-6.5	-4.0	-4.4	-5.0	—	742.3	742.2	742.2	95	95	95	S 1	W 1	SW 1	10	10	10	.	⋁ n–n [⋁ n–n ⊠
8	-7.1	-1.0	-0.6	-2.9	—	740.0	741.0	743.6	86	73	78	SSW 1	W 2	E 1	10	9	10	0.6	✳ $22^1/_4$–$22^3/_4$ ⊠
9	-7.7	5.2	-2.3	-1.6	—	747.3	746.7	745.8	97	62	92	SSE 1	E 1	E 1	8	1	0	.	⌴ fr. ⊠
10	-6.4	6.2	-1.2	-0.5	—	744.0	742.9	743.5	85	50	84	SSW 1	E 1	SSE 1	0	0	3	.	⌴ fr. ⊠
11	-1.8	-0.8	-1.9	-1.5	—	745.5	746.6	747.6	94	97	98	NE 1	WNW 1	SSW 1	9	10≡	10≡	.	≡ 11–15, 20–n ⊠
12	-4.2	0.8	0.5	-1.0	—	749.0	748.6	749.0	97	97	94	WNW 1	SSW 1	WNW 0	10≡	2	10	.	≡ n–12, n, ⌴ ⋁ fr.
13	-0.2	6.6	2.4	2.9	—	749.5	749.6	750.0	97	57	47	W 0	ENE 2	ESE 2	10≡	1	0	.	≡ n–10 ⊠
14	-2.4	6.4	0.6	1.5	—	750.6	751.4	751.1	78	43	79	ENE 1	ENE 1	E 1	1	1	0	.	⌴ fr.
15	-1.4	7.0	1.5	2.4	—	749.2	749.4	**751.8**	90	61	87	ESE 1	WNW 1	WNW 1	10	9	9	.	⌴ fr.
16	-0.2	6.1	-0.7	1.7	—	750.8	749.6	749.6	98	75	97	WSW 1	WNW 1	SW 1	10≡	9	0	.	≡ 4–10
17	-1.4	4.0	2.5	1.7	—	749.0	748.8	749.1	97	73	98	SE 0	WNW 1	SW 1	10≡	4	10	.	≡ 5–11 zeitw., ⌴ fr.
18	1.8	3.0	2.4	2.4	—	748.7	748.9	747.9	96	79	75	E 1	E 1	NE 1	10	10	10	.	
19	-0.8	1.7	0.6	0.5	—	746.9	747.3	748.0	89	77	92	SW 1	W 1	SW 0	10	10	10	.	⌴ fr.
20	-0.3	4.7	1.6	2.0	—	747.0	746.9	746.8	89	64	75	SSE 1	SW 1	WSW 1	10	7	1	.	
21	3.3	5.0	0.6	3.0	—	745.5	745.9	747.0	66	69	96	WSW 2	SW 1	SE 1	10	10	1	.	
22	-2.4	10.9	1.7	3.4	—	745.6	744.4	744.1	97	53	91	E 1	SE 1	SE 1	1	1	0	.	⌴ fr.
23	-1.4	12.5	2.9	4.7	—	743.0	742.2	741.3	96	45	80	E 1	ENE 1	E 1	1	0	0	.	⌴ fr.
24	-1.0	9.4	5.2	4.5	—	740.2	738.8	736.9	96	59	81	E 1	ENE 0	ESE 1	3	9	9	.	●tr. 22, ⌴ fr.
25	2.4	11.4	5.7	6.5	—	735.3	734.3	733.3	89	57	77	SE 1	E 1	E 1	9	3	8	.	●° 10–$10^1/_2$, $12^1/_2$
26	2.5	**14.4**	7.0	8.0	—	731.8	728.7	724.3	87	**42**	74	E 1	SE 1	E 1	5	8	10	.	⊕ p zeitw., ☋ abds.
27	0.9	4.8	0.4	2.0	—	720.9	**720.7**	721.6	98	78	96	WNW 1	WNW 0	WNW 1	10≡	10	10*	**8.1**	● 9–$9^1/_2$, ✳ 10–$12^3/_4$, $17^1/_4$–
28	-1.0	2.2	-0.5	0.2	—	725.1	726.6	728.0	81	61	90	WSW 1	WNW 1	SSW 0	10	10	10	1.3	[23, ≡ 3–11 ⊠
Mittel	-3.2	3.6	-0.7	-0.1	—	741.7	741.5	741.9	90	67	85				7.0	5.6	5.3	Summe 13.3	

Februar 1934.
Beobachter: *Observatorium.*

Säntis.

$\lambda = 9^{\circ}\,20'$, $\beta = 47^{\circ}\,15'$.
$H_b = 2500.1^{m}$, $G = -0.16\,‰$.

Tag	Lufttemperatur					Luftdruck			Relative Feuchtigkeit			Windrichtung und Stärke			Bewölkung			Niederschlag	Witterung
	7^{30}	13^{30}	21^{30}	Mittel	Abweich. vom Normalst.	7^{30}	13^{30}	21^{30}	7^{30}	13^{30}	21^{30}	7^{30}	13^{30}	21^{30}	7^{30}	13^{30}	21^{30}		
1	-16.8	-12.6	-16.8	-15.4	-6.3	550.5	551.0	552.9	100	100	100	SW 2	SW 0	ENE 2	10≡	10≡*	10≡	5.2	✳ 9–15, $17^{1}/_{2}$–19, ≡ n–
2	-19.0	-15.6	-12.8	-15.8	-6.7	553.9	555.0	557.4	45	32	39	ENE 3	SE 2	ENE 2	1	1	1	.	[$19^{1}/_{2}$, 21–n
3	-10.2	-8.4	-7.4	-8.7	0.3	559.0	559.9	559.7	28	15	10	NE 3	NE 2	NE 3	1	1	0	.	
4	-6.8	-7.0	-4.8	-6.2	2.8	558.4	558.2	559.2	18	30	27	NE 2	ENE 1	ENE 2	1	1	0	.	
5	-5.8	-3.6	-4.6	-4.7	4.3	558.6	559.1	560.6	21	15	24	ENE 3	NNE 1	ENE 2	1	1	0	.	
6	-2.0	-2.0	-2.8	-2.3	6.7	561.0	562.4	564.1	21	21	21	NE 3	NE 3	NNE 3	1	1	0	.	
7	-1.8	-2.4	-3.8	-2.7	6.3	564.6	564.8	564.7	22	24	12	NNE 2	W 2	N 1	1	1	0	.	
8	-4.4	-5.8	-10.8	-7.0	2.0	562.4	561.3	562.9	22	35	100	WSW 4	WSW 5	WNW 2	0	1	10≡	4.0	✳ n (8./9.), ≡ 19–n
9	-12.2	-9.0	-4.2	-8.5	0.5	565.6	567.0	568.4	100	39	15	WSW 2	SW 1	NE 2	10≡	1	0	.	
10	-2.4	-3.1	-6.0	-3.8	5.2	567.7	567.0	566.2	36	19	29	W 2	WSW 4	WSW 3	0	0	0	.	
11	-8.0	-4.8	-5.0	-5.9	3.0	566.6	567.8	569.4	45	11	8	W 2	NE 2	NE 2	1	1	0	.	
12	-6.4	-5.2	-6.4	-6.0	2.9	569.2	569.7	569.8	7	80	95	N 2	N 2	NE 2	1	10	10	.	≡ 16–21
13	-8.6	-6.4	-5.2	-6.7	2.2	569.7	571.0	571.4	84	8	17	ENE 2	ENE 2	NE 3	1	0	0	.	
14	-3.0	-2.8	-2.0	-2.6	6.3	571.7	573.3	573.4	3	23	10	ENE 2	NE 1	NNE 2	0	1	0	.	
15	-8.0	-9.4	-11.0	-9.5	-0.6	569.2	568.2	569.1	40	100	100	W 2	WNW 1	NNE 2	2	10≡	10≡	0.1	✳ $14^{1}/_{2}$–16, ≡ $8^{3}/_{4}$–n
16	-12.2	-11.6	-9.4	-11.1	-2.2	568.4	568.4	568.7	95	52	95	NNE 4	NE 3	NE 4	2	1	1	.	≡ 8–12
17	-5.8	-4.4	-3.4	-4.5	4.4	569.3	569.8	570.6	92	92	85	ENE 2	ENE 2	NE 2	10	8	8	.	
18	-2.2	-2.4	-2.0	-2.2	6.6	569.8	569.6	569.2	13	10	4	NNE 3	NE 2	NE 2	1	1	0	.	
19	-2.4	-2.4	-6.4	-3.7	5.1	568.4	568.3	567.2	2	11	47	WNW 2	WSW 2	WSW 3	1	1	0	.	
20	-9.6	-8.8	-12.2	-10.2	-1.4	565.8	566.2	565.7	20	32	100	WSW 3	WSW 3	W 3	1	1	10≡	.	≡ 21–n
21	-11.0	-10.0	-9.0	-10.0	-1.2	564.0	565.2	567.0	63	100	100	WSW 3	WSW 2	NNW 1	10	10≡*	10≡	5.8	✳ 9–$15^{1}/_{2}$, ≡ $8^{1}/_{2}$–n
22	-8.2	-2.4	-4.6	-5.1	3.6	567.6	568.5	568.2	72	26	28	WSW 1	WSW 2	WSW 2	1	1	0	.	
23	-4.8	-0.6	-4.2	-3.2	5.5	567.7	567.8	566.5	27	30	34	W 2	SW 1	SW 1	1	1	1	.	
24	-5.0	-5.2	-6.8	-5.7	3.0	564.2	563.4	562.5	32	54	92	E 1	WSW 2	WSW 2	1	9	9	.	
25	-7.8	-3.4	-6.6	-5.9	2.8	560.8	560.4	560.0	97	60	67	WSW 1	SW 1	SSW 1	3	9	9	.	
26	-7.0	-3.0	-5.2	-5.1	3.5	558.4	557.0	553.3	68	53	70	S 1	SW 2	SSW 2	2	10	10	.	
27	-6.0	-6.0	-8.8	-6.9	1.7	549.3	548.6	547.7	72	63	70	SSW 3	SSW 4	SSW 3	3	3	6	1.4	✳ n (27./28.)
28	-12.2	-10.4	-11.0	-11.2	-2.7	548.1	549.2	550.3	100	95	90	SE 1	SSE 1	SE 1	10≡	8	10	0.2	≡ n–$11^{1}/_{2}$, ✳ n, ⊽ abds.
Mittel	-7.5	-6.0	-6.9	-6.8	—	563.2	563.5	563.8	48	44	53				2.7	3.7	3.8	Summe 16.5	

Februar 1934.
Beobachter: Frl. *F. Lombardi.*

St. Gotthard (Hospiz).

$\lambda = 8^{\circ}\,34'$, $\beta = 46^{\circ}\,33'$,
$H_b = 2102.9^{m}$, $G = -0.14\,‰$.

1	-13.4	-9.2	-16.5	-13.0	-5.3	581.3	581.0	592.0	72	56	54	E 1	E 0	N 0	10	7	0	.	
2	-17.4	-13.1	-15.0	-15.2	-7.5	584.6	585.2	585.6	61	41	43	N 1	NE 0	N 1	2	3	0	.	
3	-8.2	-5.4	-7.2	-6.9	0.8	587.9	589.0	588.9	34	30	25	N 0	N 0	N 1	0	0	0	.	
4	-7.4	-3.2	-5.0	-5.2	2.4	587.8	587.9	587.5	23	28	45	N 0	N 0	N 1	0	0	0	.	
5	-4.0	-3.0	-3.0	-3.3	4.3	586.6	588.0	588.8	29	22	23	N 1	N 1	N 0	0	0	0	.	
6	-1.0	1.2	-0.6	-0.1	7.5	589.3	590.8	592.1	19	18	33	N 0	N 1	N 2	0	2	0	.	
7	-1.3	1.5	-4.6	-1.5	6.1	593.4	593.9	593.7	22	17	31	N 1	N 1	N 1	0	0	0	.	
8	-2.0	1.1	-9.8	-3.6	3.9	592.2	591.8	591.2	15	17	47	N 0	N 1	N 4	0	0	0	4.5	⛆ $17^{1}/_{2}$
9	-10.0	-8.4	-7.7	-8.7	-1.2	594.9	596.1	596.8	80	47	48	N 4	N 3	N 1	8	0	0	.	✝ n–$14^{1}/_{4}$
10	-5.2	-0.6	-7.4	-4.4	3.1	597.9	597.4	596.6	43	41	56	N 1	N 0	S 1	0	0	0	.	
11	-7.4	-5.0	-3.2	-5.2	2.2	596.1	596.9	598.0	74	51	26	N 1	N 1	N 0	0	0	0	.	
12	-5.6	-4.0	-6.8	-5.5	1.9	598.3	598.4	598.7	28	31	57	N 0	N 2	N 3	0	1	0	.	
13	-5.6	-1.8	-2.7	-3.4	4.0	599.3	599.4	600.2	55	39	36	N 2	N 1	N 2	0	0	0	.	
14	-2.0	1.5	-2.2	-0.9	6.5	601.2	601.2	601.5	25	26	28	N 1	N 1	N 1	0	0	0	.	
15	-5.0	-7.2	-8.0	-6.7	0.6	598.7	597.5	598.0	28	41	81	N 1	N 3	N 4	0	5	10≡	4.5	≡ ⛆ $15^{1}/_{4}$–n
16	-10.6	-8.3	-6.0	-8.3	-1.0	597.6	597.8	598.3	71	58	54	N 3	N 2	N 2	7	0	0	.	≡ 17–$18^{1}/_{2}$
17	-5.2	-1.0	-3.6	-3.3	3.9	598.4	598.7	599.7	61	47	65	NE 1	NE 1	NE 2	0	0	0	.	
18	-2.4	-0.8	-4.0	-2.4	4.8	598.7	597.9	597.8	44	42	34	N 2	NE 1	N 1	0	0	0	.	
19	-1.6	1.3	-3.0	-1.1	6.0	597.7	597.5	596.9	16	13	28	N 0	N 0	N 3	0	0	0	.	
20	-5.4	-5.8	-8.5	-6.6	0.5	595.6	595.3	595.8	29	31	66	N 1	N 2	N 4	0	0	0	.	≡ $14^{1}/_{4}$–$14^{3}/_{4}$
21	-7.6	-7.4	-8.0	-7.7	-0.6	594.7	595.4	595.0	74	73	85	N 3	N 3	N 4	8	8	10≡	.	≡ $16^{1}/_{2}$–n
22	-3.2	0.8	-1.8	-1.4	5.6	597.0	598.1	597.4	45	29	32	N 1	N 0	N 0	0	0	0	.	
23	-2.0	4.0	-4.2	-0.7	6.3	596.9	597.0	596.1	25	21	40	N 1	N 0	N 0	0	0	0	.	
24	-6.6	-1.4	-4.6	-4.2	2.7	594.0	593.5	592.3	47	38	48	SE 1	SE 1	SE 0	8	8	5	.	
25	-7.0	-2.4	-5.2	-4.9	2.0	590.4	590.3	589.9	52	48	69	S 0	S 0	S 1	10	10	10≡	1.2	≡ 15–n
26	-5.4	-3.0	-5.8	-4.7	2.1	588.1	587.0	584.0	65	52	59	S 1	S 0	S 1	8	10	10*≡	7.0	✳ $14^{1}/_{2}$–n, ≡ 16–n
27	-5.2	-4.0	-6.4	-5.2	1.6	578.3	577.4	576.5	66	62	64	S 1	S 2	S 3	10*≡	10*≡	10*≡	36.5	✳ ≡ n–n
28	-8.3	-5.6	-8.6	-7.5	-0.8	577.5	578.4	579.3	62	51	60	S 2	S 2	S 0	10≡	10	7	26.5	≡ n–10, ✝ n–n
Mittel	-5.9	-3.2	-6.0	-5.0	—	592.7	592.8	592.8	45	38	48				2.9	2.6	2.2	Summe 79.2	

$\lambda = 7^\circ 26'$, $\beta = 46^\circ 57'$,
$H_b = 572.2^m$, $G = 0.05\ ^m/_m$.

Bern.

März 1934.
Beobachter: *Tellur. Observatorium.*

Tag	Lufttemperatur					Luftdruck			Relative Feuchtigkeit			Windrichtung und Stärke						Bewölkung			Niederschlag	Witterung
	7^{30}	13^{30}	21^{30}	Mittel	Abweich. vom Normalst.	7^{30}	13^{30}	21^{30}	7^{30}	13^{30}	21^{30}	7^{30}		13^{30}		21^{30}		7^{30}	13^{30}	21^{30}		
1	−1.4	0.3	−0.1	−0.4	−2.4	701.9	700.6	702.0	85	76	83	NE	2	NE	2	NE	1	10	10	10	0.1	✳ 4⅜–11⅜ m.U. ⊠
2	0.5	2.0	1.7	1.4	−0.7	705.0	707.6	710.7	79	77	81	SE	0	NE	0	SW	0	10	10	10	.	⊠
3	1.4	4.0	1.7	2.4	0.1	712.7	713.4	715.4	82	66	83	SW	0	W	0	SW	1	10	10	10●	2.4	● 20½–24⅝
4	1.0	3.6	0.7	1.8	−0.6	**716.9**	**716.9**	716.7	87	68	73	NE	0	NE	1	NE	0	10	9	5	.	✳ 2–7 m.U. ⊠
5	−2.6	2.6	−0.8	−0.3	−2.8	713.5	711.8	711.5	83	58	68	NE	0	NE	1	NE	0	0	3	0	.	⌣ fr.
6	**−4.0**	4.8	3.0	1.3	−1.3	711.0	709.5	708.0	81	**50**	79	SE	0	W	1	SW	0	0	10	10	1.3	● 19¼–21, ⌣ fr.
7	4.3	7.7	1.2	4.4	1.6	704.9	704.4	709.6	91	77	94	SW	0	SW	1	W	0	10●	10	8	10.9	● n, 13½–18⅝, ✳ 17½–20½
8	−0.6	5.0	1.4	1.9	−1.0	710.7	710.9	709.8	90	53	75	E	0	E	0	SE	0	10≈	1	0	.	≡ n–9¼ ⊠
9	−1.6	2.4	3.0	1.3	−1.7	708.3	706.7	706.4	85	78	86	S	0	W	0	S	0	3	10*	10	7.4	✳°12½–14⅝ m.U., ●16¼–23⅝ m.U.,
10	2.1	9.4	6.1	5.9	2.8	705.8	704.8	703.8	87	66	75	S	0	NE	0	S	0	9	9	10●	6.8	● 19¼–nm.U. [≡ 18–n, ⌣ fr.
11	3.4	9.8	6.4	6.5	3.2	703.0	699.1	697.2	85	57	65	SW	1	SW	1	W	0	10	5	10	0.0	● n–5⅝ m.U., ●° 15⅝–16¼
12	4.8	2.4	1.4	2.9	−0.5	**692.8**	693.8	696.8	79	87	89	SW	0	NE	0	NW	0	10	10●*	10	**13.7**	● 8½, 9½–16, 20½, ✳ 13–19½,
13	−1.1	3.8	0.8	1.2	−2.4	699.0	699.4	700.9	88	74	82	S	1	SE	0	W	1	1	10	0	.	∽ a [≡ 17–19½
14	−2.2	6.8	2.7	2.4	−1.3	702.8	702.3	698.7	89	57	77	SE	0	SW	1	E	0	1	1	0	.	⌣ fr.
15	2.0	5.0	2.7	3.2	−0.6	697.6	697.8	698.9	79	80	83	S	0	W	1	W	0	7	10	10	3.8	● 9⅝, 11¼–12½, 22⅝–24
16	1.0	4.7	2.2	2.6	−1.3	701.8	702.7	701.1	88	54	57	SW	0	W	1	S	1	5	6	0	0.7	✳ 4–4¼
17	0.3	5.4	3.1	2.9	−1.2	696.0	694.3	693.2	80	77	83	W	0	SE	0	W	0	10*≈	10	10	0.7	✳ 6⅝–8½, ●° p stw., ≡7¼–8¼ ⊠
18	5.0	5.0	1.4	3.8	−0.4	695.2	699.6	703.6	55	69	85	SW	2	WSW	3	W	0	7	9	10	3.9	● 8–11⅝ m.U., ✳ 18½–24½ m.U.
19	−0.6	5.3	2.0	2.2	−2.2	705.9	706.1	703.4	88	78	85	SE	0	W	0	SE	0	4	10	0	7.9	✳ 2, ☋ 21½ ⊠
20	1.5	5.4	3.2	3.4	−1.1	702.9	702.6	706.7	93	89	87	E	0	SW	2	SE	1	10●*	10●	10	4.8	● 1⅝–8¼ m.U., 13–14⅝, ≡ n– [9⅛
21	3.0	6.5	4.3	4.6	0.0	706.2	708.9	709.5	97	79	78	NW	0	W	1	E	0	10	10	9	2.2	● 5½–6¾, 9–9½, ✳ 9⅝
22	3.5	7.3	4.2	5.0	0.2	710.4	710.2	711.5	84	77	80	SE	0	S	0	N	0	10	10	10	0.7	● 1⅜–2 ztw., 17⅝–19½ m.U.
23	2.3	6.8	5.0	4.7	−0.2	712.8	712.7	712.7	86	64	64	E	0	N	1	E	1	10	10	10	.	
24	3.8	5.6	6.1	5.2	0.2	711.4	711.0	712.3	77	73	74	NE	1	NE	1	NE	1	10	10	10	.	
25	5.0	6.7	6.5	6.1	0.9	713.6	714.3	713.5	84	78	73	E	0	NE	1	E	0	10	10	10	.	
26	4.9	9.7	6.0	6.9	1.6	712.5	712.2	710.5	79	63	69	NE	1	NE	1	NE	0	10	10	0	.	
27	1.2	8.0	5.0	4.7	−0.7	709.7	709.8	709.7	82	61	75	NE	1	NE	0	NE	0	9	9	10	.	⌣ fr.
28	0.4	10.4	7.3	6.0	0.4	708.9	706.6	705.2	91	61	63	NE	0	NNE	0	NE	1	10*	2	1	.	≡ n–8, ⌣ fr.
29	1.0	10.5	7.7	6.4	0.7	703.3	702.2	702.1	89	63	73	SW	0	NE	0	SE	0	2	0	0	.	⌣ fr.
30	1.4	12.0	8.9	7.4	1.5	703.4	703.2	703.7	89	57	70	NE	0	NE	1	NE	0	0	0	0	.	⌣ fr.
31	2.7	**12.7**	8.4	7.9	1.9	705.7	705.3	705.6	89	59	72	SE	0	NE	0	E	0	0	0	0	.	⌣ fr.
																					Summe	
Mittel	1.4	6.2	3.6	3.7	—	706.0	705.8	706.2	85	69	77							7.0	7.5	6.2	67.3	

$\lambda = 6^\circ 57'$, $\beta = 47^\circ 0'$,
$H_b = 487.3^m$, $G = 0.06\ ^m/_m$.

Neuchâtel.

März 1934.
Beobachter: *Observatorium.*

1	−0.9	1.6	0.7	0.5	−2.0	709.7	708.2	709.8	87	69	86	NE	2	E	2	E	1	10*	10	10	.	✳fl. 7
2	0.9	1.5	2.4	1.6	−1.0	712.8	715.2	718.2	96	87	80	E	0	SW	1	N	0	10	10	10	0.3	
3	2.4	6.1	2.1	3.5	0.7	720.5	721.0	723.3	66	82	96	NW	2	SW	2	W	0	10	5	10●	1.4	●° 17–n m.U.
4	1.1	7.0	−0.4	2.6	−0.3	**724.8**	724.6	724.5	100	**49**	78	NE	1	E	2	NE	1	10●	3	0	0.1	●° n–9
5	−2.0	5.8	0.6	1.5	−1.5	721.3	719.6	719.2	74	54	70	E	0	E	2	E	1	0	2	0	.	⌣ fr.
6	**−4.2**	5.2	3.6	1.5	−1.7	718.7	717.1	715.6	93	57	100	N	0	SW	2	SW	2	1	10	10	6.3	● 16¼–n m.U., ⌣ fr.
7	5.5	6.6	1.0	4.4	1.1	712.3	712.1	717.0	87	91	91	SW	4	SW	4	NW	1	10●	10●	5	13.4	● n–17
8	−2.1	7.3	1.8	2.3	−1.1	718.3	718.3	717.3	100	66	70	NE	0	SE	1	SW	1	10	1	2	.	≡° 7¼–11⅜, ⌣ fr.
9	−2.2	0.7	5.2	1.2	−2.4	715.7	714.5	713.9	96	100	94	NE	0	NW	1	SW	2	7	10*●	10●	16.1	✳ 10¼–13⅜, ● 13¾–n m.U.,
10	4.3	8.8	6.4	6.5	2.8	713.1	712.0	711.1	93	73	91	W	1	S	1	SW	0	8	9	10●	9.1	●° 17⅝–n m.U. [⌣ fr.
11	3.9	8.4	7.1	6.5	−2.7	710.5	706.3	704.5	95	60	72	SW	1	W	3	SW	2	9	8	10	9.4	● 15–17 m.U., ⸗ 15–15¼
12	5.3	2.7	1.6	3.2	−0.8	**700.5**	700.9	704.4	95	100	100	W	2	SW	1	SW	2	10●	10●	10●	**23.1**	● n–22, ✳ p zeitw.
13	−0.2	4.7	0.1	1.5	−2.6	706.5	706.7	708.3	97	77	93	NE	0	E	1	NE	0	1	10	0	.	⌣ fr.
14	−0.4	8.4	3.4	3.8	−0.5	710.6	709.9	706.1	100	70	79	E	0	SW	1	SW	0	6	1	0	1.8	⌣ fr.
15	4.2	3.0	3.5	3.6	−0.8	704.6	705.3	706.4	84	95	93	SW	3	SW	1	SW	1	9	10●	10	10.5	● n–13½, 21½–n
16	1.0	5.9	2.2	3.0	−1.5	709.6	709.9	709.1	85	59	74	W	1	SW	3	SW	1	5	7	0	5.2	
17	2.0	4.2	4.8	3.7	−1.0	703.4	701.6	700.7	100	100	91	SW	2	SW	1	SW	2	10●	10●	7	10.0	● n–n m.U.
18	5.2	3.1	1.6	3.3	−1.5	703.4	708.1	710.7	66	87	96	W	3	SW	2	SW	1	10●	10	8●	9.4	● ✳ n–n m.U.
19	0.4	6.7	2.4	3.2	−1.7	713.5	713.3	710.7	94	72	89	W	0	SE	1	NE	1	9	7	3	13.2	⊠
20	2.5	2.7	2.9	2.7	−2.4	708.5	711.1	713.4	95	98	97	SW	0	W	1	NE	0	10●	10●	10	14.6	● n–n m.U.
21	2.8	7.0	4.4	4.7	−0.5	713.9	716.5	717.1	100	85	90	NE	0	SW	1	NE	0	10●	8	10	3.2	●sch. a zeitw., ≡ a
22	4.8	8.6	4.7	6.0	0.7	718.0	717.5	719.3	91	64	84	SW	0	NE	1	SW	1	10	8	10	.	
23	4.3	7.9	4.5	5.6	0.1	720.5	720.4	720.5	92	73	73	E	0	SE	0	NE	1	10	10	5	.	
24	4.9	7.6	7.2	6.6	1.0	718.9	718.3	719.8	80	71	75	E	2	E	2	NE	1	10	10	10	.	
25	6.5	8.9	7.8	7.7	1.9	721.4	721.8	721.2	84	69	78	E	2	E	2	NE	1	10	10	10	.	
26	6.4	11.8	8.0	8.7	2.8	720.2	719.8	718.1	78	57	64	NE	2	E	2	NE	2	10	7	0	.	
27	3.3	8.8	4.8	5.6	−0.4	717.4	717.4	717.2	75	64	84	E	2	E	2	NE	1	9	9	4	.	
28	1.3	12.6	8.2	7.4	1.2	716.4	714.1	712.6	100	60	73	E	0	S	1	NE	1	5*	5	9	.	≡ n–7⅝
29	2.8	12.4	7.4	7.5	1.2	711.0	709.7	709.5	85	57	70	E	0	S	1	E	1	0	0	0	.	
30	2.8	14.7	9.5	9.0	2.6	711.1	710.7	711.2	92	54	68	E	0	S	1	NE	0	0	0	0	.	
31	4.9	**15.0**	10.0	10.0	3.4	713.2	712.8	713.2	91	58	68	N	0	S	1	W	0	0	1	1	.	
																					Summe	
Mittel	2.3	7.0	4.2	4.5	—	713.6	713.4	713.7	89	73	83							7.4	7.1	5.9	147.1	

März 1934.
Beobachter: Frl. *H. Nager.*

Altdorf.

$\lambda = 8^{\circ}\,39'$, $\beta = 46^{\circ}\,53'$,
$Hb = 456.3^{m}$, $G = 0.05$ m/m.

Tag	Lufttemperatur					Luftdruck			Relative Feuchtigkeit			Windrichtung und Stärke			Bewölkung			Niederschlag	Witterung
	7^{30}	13^{30}	21^{30}	Mittel	Abweich. vom Normalint.	7^{30}	13^{30}	21^{30}	7^{30}	13^{30}	21^{30}	7^{30}	13^{30}	21^{30}	7^{30}	13^{30}	21^{30}		
1	−0.2	2.6	−0.2	0.7	−2.6	712.6	711.0	712.6	98	69	87	SE 0	S 0	S 0	10*	9	9	2.9	✳ n–a
2	−2.0	2.7	1.3	0.7	−2.7	715.7	717.7	721.0	91	63	93	SE 0	SE 0	SE 0	10	10	10	.	
3	1.3	3.4	1.1	1.9	−1.6	722.5	722.2	722.5	100	89	97	SE 0	NW 0	SE 0	10	10	10	5.7	● ✳ a–n
4	1.0	3.5	0.9	1.8	−1.9	720.8	720.5	720.9	97	69	92	NW 0	E 0	SE 0	10	10	10	0.7	✳ ● zeitw.
5	0.9	3.6	0.0	1.5	−2.3	721.4	721.3	722.1	91	72	82	NW 0	E 0	E 0	10	7	0	.	
6	**−2.7**	5.4	3.2	2.0	−1.9	721.6	719.3	718.2	68	53	65	S 0	NW 0	NW 0	0	7	10	.	
7	2.6	8.3	2.1	4.3	0.3	714.5	713.7	719.8	93	74	93	SW 0	NW 0	NW 1	10	10	10●	6.9	● III
8	0.8	5.7	0.7	2.4	−1.8	721.2	720.7	720.4	99	53	74	E 0	NW 0	NE 0	10	4	0	.	
9	−2.0	6.2	5.4	3.2	−1.1	718.3	715.5	716.8	89	68	75	E 0	NW 1–2	NW 0	2	10	10●	3.2	● III
10	1.8	9.8	6.7	6.1	1.7	716.3	714.1	714.3	98	45	72	E 0	NW 0	NW 0	2	10	10	0.8	
11	5.2	9.5	9.5	8.1	3.5	713.0	708.4	707.6	93	54	44	NW 0	NW 0	SE 1–2	10●	5	3	0.6	● a
12	11.4	11.4	2.2	8.3	3.6	702.5	**702.0**	707.1	35	44	98	E 1	S 0–1	NW 0	7	9	10●	**17.1**	● p–n
13	2.1	5.2	4.1	3.8	−1.0	709.6	709.4	710.8	97	73	90	NE 0	NW 0	NW 0	10	10	10	.	
14	0.6	9.2	7.2	5.7	0.7	713.1	711.9	709.0	91	39	36	NW 0	NW 1–2	SE 2	5	2	0	.	
15	8.7	8.2	4.2	7.0	1.9	706.6	707.2	708.3	32	52	85	S 2	N 1–2	NW 0	8	10	9	2.7	
16	2.9	5.8	1.7	3.5	−1.7	711.7	712.5	712.8	96	46	57	NE 0	NW 0	E 0	10●	10	0	0.2	● l
17	4.0	10.8	8.7	7.8	2.4	705.0	703.3	703.5	40	**23**	28	SW 0	SE 2	SE 2	10	9	0	.	
18	3.2	8.7	4.3	5.4	−0.1	704.5	707.7	713.8	69	59	61	W 0	W 1–2	E 0	7	10	10	2.8	● p
19	1.5	8.2	9.1	6.3	0.7	716.8	715.0	713.6	95	36	28	E 0	NW 0	S 2	2	10	0	.	
20	10.2	**13.9**	6.9	10.3	4.5	712.0	711.5	716.2	38	27	70	SE 2–3	S 2–3	NW 0	8	7	10	1.0	● abds.
21	5.8	8.5	5.9	6.7	0.8	716.3	718.6	720.1	85	58	90	E 0	NW 0	SE 0	10	10	9	0.9	● abds.
22	3.6	8.4	6.2	6.1	0.1	721.1	720.1	721.8	95	63	80	E 0	NW 1	NW 0	10	8	10	.	● tr. abds.
23	4.3	9.4	7.2	7.0	0.8	722.9	721.8	723.1	95	53	70	E 0	NW 1	W 0	7	4	10	.	
24	5.6	8.8	6.4	6.9	0.6	721.5	720.8	722.7	92	62	98	NW 0	NW 0–1	NW 0	10	9	10	.	≡ l
25	6.2	10.2	6.8	7.7	1.3	**724.2**	724.0	724.0	83	55	83	E 0	E 0	NW 0	10	7	6	.	
26	6.0	9.9	5.3	7.1	0.5	723.1	722.2	721.3	84	59	85	SW 0	NW 1	SE 0	10	3	2	.	
27	4.9	7.6	4.4	5.6	−1.1	720.3	719.6	720.2	90	63	88	SE 0	N 0–1	SE 0	10	10	0	.	
28	2.3	9.5	6.7	6.2	−0.6	718.6	716.3	715.5	96	58	77	S 0	NW 0–1	SE 0	2	3	0	.	
29	3.7	9.8	5.9	6.5	−0.5	713.7	711.9	712.6	95	59	80	S 0	NW 0	S 0	10	4	4	.	
30	2.1	11.9	8.9	7.6	0.5	713.5	713.2	714.3	93	53	60	SE 0	NW 0	E 0	2	1	3	.	
31	3.9	12.7	9.4	8.7	1.5	715.8	714.9	717.1	94	53	71	SE 0	NW 0–1	SE 0–1	2	2	7	0.3	● 17, ≤T 20
																		Summe	
Mittel	3.2	8.0	4.9	5.4	—	715.8	715.1	716.3	84	56	75				7.5	7.4	6.2	45.8	

März 1934.
Beobachter: *Observatorium.*

Genf.

$\lambda = 6^{\circ}\,9'$, $\beta = 46^{\circ}\,12'$,
$Hb = 405.0^{m}$, $G = 0.02$ m/m.

1	0.6	2.4	1.8	1.6	−1.3	715.6	714.5	716.6	88	66	78	NNE 2	NNE 3	NNE 2	10	10	10	.	●° sch. 7 1/2, a
2	1.6	2.8	3.3	2.6	−0.3	720.6	723.0	726.1	85	75	82	S 0	NNE 1	NNE 1	10	10	10	.	
3	2.2	6.1	3.5	3.9	0.6	728.4	729.0	731.1	85	69	86	SW 1	S 0	SW 0	10	9	10	0.3	●° 17 1/2, n
4	3.0	5.3	2.6	3.6	0.1	731.4	731.5	**731.7**	80	65	68	NNE 1	NNE 2	NNE 2	2	3	9	.	
5	0.0	5.0	1.6	2.2	−1.4	728.5	726.7	726.7	85	65	72	NNE 1	NNE 1	SW 0	0	0	0	.	
6	**−3.2**	7.0	3.8	2.5	−0.7	727.0	725.3	724.5	93	60	89	WNW 1	W 0	NW 1	0	10	10	4.0	● 16, n
7	7.0	9.1	4.5	6.9	2.6	721.0	720.7	724.4	85	77	90	W 1	SSW 2	SE 0	10	10	10	7.5	● n–n
8	1.4	6.2	4.4	4.0	0.3	725.5	725.8	724.8	98	64	91	SW 1	NNE 1	NNE 1	3	1	0	.	
9	−0.2	3.6	6.5	3.3	0.2	723.1	722.3	722.9	88	90	90	SE 1	NNE 1	SW 1	10	10	1	7.9	●v sch. 7, ✳ 10, ● 13 1/2, n
10	5.2	11.8	5.7	7.6	3.1	721.0	719.3	719.2	93	54	88	SW 0	SW 1	SSW 1	7	10	10	5.2	● 18, n
11	4.5	11.4	10.0	8.6	4.8	718.4	714.8	712.1	88	**52**	62	NE 0	SW 1	SW 1	9	9	10	10.6	●° a, p, ● n
12	6.7	3.6	4.8	5.0	0.7	**707.7**	708.3	713.0	85	90	71	SSW 2	NNE 1	SW 2	10	10	10	30.6	● n, ✳ p, ●° n
13	1.0	4.6	3.3	3.0	−1.3	713.1	714.1	716.5	86	74	83	NE 0	NE 1	E 0	2	10	1	.	
14	1.2	10.2	5.8	5.7	1.2	718.2	717.2	713.7	85	56	69	E 0	SW 1	SW 1	5	0	8	1.1	● n (14./15.)
15	4.6	8.2	2.4	5.1	−0.2	712.8	712.7	714.7	84	67	86	SW 1	SW 1	SE 0	10	10	10	4.1	● n–n
16	2.8	7.0	5.6	5.1	−0.5	717.7	717.9	717.2	86	53	70	SW 1	SW 1	SW 1	8	8	10	1.1	●° a, ● n
17	4.6	9.2	7.0	6.9	2.1	711.7	709.5	709.0	86	68	71	SSW 1	SSW 2	SSW 2	10	10	9	0.5	●° a, p zeitw.
18	6.2	7.6	4.5	6.1	−0.7	711.5	716.1	718.4	73	59	90	SW 1	SW 2	SW 1	10	10	10	1.2	●° a–n zeitw.
19	2.4	8.0	5.1	5.2	0.0	721.0	720.9	718.0	87	65	84	NNE 1	SW 0	NE 0	0	9	10	4.1	● n (19./20.)
20	4.7	3.6	3.6	4.0	−1.4	717.5	719.5	720.5	95	94	83	E 0	SW 1	SSW 1	10	10	10	**31.2**	● a, ●sch. p, ● n
21	2.6	6.6	5.8	5.0	−0.2	722.4	724.0	724.9	93	80	82	E 0	SW 1	SSW 1	10	9	10	1.7	●° a, ● n
22	4.8	7.7	6.6	6.4	0.9	726.0	724.9	726.3	93	78	79	E 0	NNE 1	NNE 1	10	9	10	0.1	●° a, n
23	4.4	8.3	6.5	6.4	0.8	727.8	727.1	726.6	88	71	90	NNE 1	NNE 1	NNE 2	9	2	0	.	
24	5.8	7.0	7.2	6.7	1.0	725.3	724.8	726.6	78	77	75	NNE 2	NNE 2	NNE 2	10	10	10	.	
25	5.9	9.0	7.6	7.5	1.6	728.5	728.4	728.0	90	73	79	NNE 1	NNE 1	NNE 1	9	10	10	.	
26	5.3	10.8	8.0	8.0	2.0	727.6	726.5	725.2	91	68	77	W 0	NNE 1	NNE 1	10	1	9	.	
27	5.0	8.2	6.8	6.7	0.5	724.5	724.6	724.7	81	72	84	NNE 1	NNE 1	N 1	10	10	1	.	
28	2.8	9.6	7.3	6.6	0.4	723.7	721.4	719.3	93	64	74	NW 0	NNE 1	NNE 1	1	0	9	.	
29	5.6	10.8	7.5	8.0	1.4	718.0	716.9	715.9	86	63	78	NNE 0	NNE 1	NNE 0	2	2	0	.	
30	4.0	10.0	9.7	7.9	1.8	718.3	718.2	718.0	87	62	62	E 0	NNE 1	NE 0	0	0	3	.	
31	4.8	**13.6**	10.3	9.6	3.0	720.6	719.8	720.2	87	60	69	NE 0	NNE 0	NE 0	0	0	6	.	
																		Summe	
Mittel	3.5	7.6	5.6	5.6	—	721.1	720.8	721.2	87	69	79				6.7	6.8	7.3	111.2	

$\lambda = 8^\circ 33'$, $\beta = 47^\circ 23'$,
$H_b = 493.2^m$, $G = 0.08\ ^{m}/_{m}$.

Zürich.

März 1934.
Beobachter: *Meteorol. Zentralanstalt.*

Tag	Lufttemperatur					Luftdruck			Relative Feuchtigkeit			Windrichtung und Stärke			Bewölkung			Niederschlag	Witterung
	7^{30}	13^{30}	21^{30}	Mittel	Abweich. vom Normalst.	7^{30}	13^{30}	21^{30}	7^{30}	13^{30}	21^{30}	7^{30}	13^{30}	21^{30}	7^{30}	13^{30}	21^{30}		
1	−1.6	0.1	0.4	−0.4	−2.8	709.7	708.4	709.2	98	85	100	NNW 1	NE 1	NNE 0	10*	10	10	0.2	⚹° 4½-9½, 10¾-11
2	0.0	1.0	1.5	0.8	−1.7	712.2	714.2	717.3	89	97	90	SSE 1	SSE 1	WNW 0	10●	10●	10	0.7	●° p, abds. zeitw.
3	0.9	2.8	1.4	1.7	−0.9	719.5	720.4	722.3	99	72	99	WNW 1	WNW 1	SSW 0	10●	10	10*	8.8	●° 5½-8½, ● ⚹ 21½-n
4	0.4	3.8	0.6	1.6	−1.1	**724.8**	724.2	723.7	100	59	91	NNW 0	NNE 1	ESE 0	10	10	10	0.2	⚹ n-8¼, ⚹°sch. p-n ztw.
5	−2.5	3.0	−1.0	−0.2	−3.1	720.6	719.1	718.5	100	51	83	NNE 0	NNE 1	ESE 0	5	4	0	0.0	
6	−2.8	6.8	4.2	2.7	−0.3	717.5	715.9	714.2	79	42	79	SE 1	SSW 2	SSW 2	0	4	10●	1.3	●° 17¾-22 m.U., ⌙ fr.
7	6.0	9.3	1.0	5.4	2.3	710.6	710.4	716.3	82	71	100	W 3	W 2	SSE 0	10●	10●	6	**10.3**	● 7¼-18 m.U., ⚹ 17½-20½
8	−0.1	8.2	1.4	3.2	−0.1	717.5	717.8	716.7	100	43	72	SW 0	WSW 1	ESE 0	5	5	0	0.0	
9	−2.3	5.4	5.6	2.9	−0.5	714.9	713.0	712.3	96	56	80	ESE 0	WNW 1	SSW 3	3	10	10●	2.1	●° 13¾-20¾, ● 20¾-23½,
10	4.7	10.4	7.2	7.4	3.8	712.7	711.3	710.6	94	52	78	SSE 1	SSW 1	SW 2	10	10	10●	4.9	● 19¼-n [⌙ fr.
11	4.4	11.2	6.2	7.3	3.6	709.6	705.9	703.9	88	52	77	SSW 1	SSW 1	SSW 2	10●	8	10	0.4	●° n-7¾, 22¼-23½
12	4.8	5.4	1.8	4.0	0.2	**699.1**	700.5	703.6	83	90	100	NNW 1	WNW 1	ESE 0	9	10●	10●	7.1	● 13½-23 m.U., ⚹ 20-21
13	1.1	5.4	3.8	3.4	−0.6	706.3	706.3	707.3	100	68	86	SSE 1	S 1	SSE 0	10≡	10	10	.	
14	−0.2	11.1	3.3	4.7	0.6	709.6	709.0	705.9	100	39	80	SSW 0	W 2	SSW 1	3	2	0	.	⌙ fr.
15	3.8	3.9	2.6	3.4	−0.9	703.7	704.8	705.2	69	93	100	SSW 1	NNW 1	SSE 1	10	10●	10	5.5	● 11¼-15½, ⚹ ● 15½-16¼
16	2.7	6.4	1.9	3.7	−0.7	708.4	709.2	708.5	79	48	70	SW 1	WNW 1	SSW 1	10	9	0	.	● 1-2¼, △° mtgs.
17	1.2	8.3	4.6	4.7	0.2	702.5	700.4	699.7	58	57	87	SE 1	SSW 1	NW 1	10	10	8	0.6	⚹ 7¾-9¾, ●tr. p
18	6.0	4.4	2.4	4.3	−0.4	701.8	705.6	709.8	47	89	87	SW 2	WNW 3	SW 1	7	10●	4	0.6	●▲ 13¼, ● 14¼-15, abds.
19	1.2	9.1	3.7	4.7	−0.1	712.9	712.4	709.8	84	**37**	71	S 1	SW 1	WSW 0	1	10	5	1.4	
20	3.6	11.9	5.6	7.0	2.0	709.8	707.7	712.4	95	64	76	NNW 1	NNW 1	E 1	9●	9	4	3.5	● 5-5½, 7¼-8¾, 16-17½
21	2.8	6.2	3.8	4.3	−0.8	712.9	715.5	716.4	97	80	94	NW 1	W 1	SSE 1	10	10	0	4.2	●° 11¼-12¼, 13¼-13½
22	3.0	6.7	5.6	5.1	−0.1	717.2	717.3	718.5	97	70	87	SSE 1	WNW 1	SSW 0	10●	10	10	0.3	● 5¼-7½, ●° 7½-mtgs. m.U.
23	4.7	9.5	4.8	6.3	0.9	719.8	719.3	720.1	90	53	85	NW 0	NW 1	NNE 1	10	10	6	0.3	●° 17½
24	4.0	8.6	6.8	6.5	1.0	718.8	718.0	719.5	92	65	87	NNE 2	ESE 1	NW 0	9	10●	10	0.2	●° 4-7¾, p-abds., m.U.
25	6.4	8.0	7.6	7.3	1.7	721.2	721.7	720.8	93	77	83	N 1	NE 2	NNE 1	10	10	10	.	
26	5.2	10.9	7.0	7.7	1.9	719.8	719.4	717.9	76	48	64	N 1	NE 1	ENE 1	10	10	0	.	
27	1.3	11.6	8.0	7.0	1.1	717.3	716.5	716.6	90	50	58	WNW 1	ESE 1	NE 1	2	10	9	.	
28	2.2	11.0	6.1	6.4	0.4	715.9	713.8	712.5	92	54	75	NNW 1	NW 1	ENE 0	3	2	0	.	⌙° fr.
29	2.2	12.8	7.6	7.5	1.3	710.5	708.8	709.1	84	47	64	NW 0	NNW 1	NNW 1	3	0	1	.	⌙° fr.
30	2.8	15.6	9.3	9.2	2.9	710.6	710.2	711.0	94	46	67	NNW 0	NNW 1	NNE 1	0	0	0	.	⌙° fr.
31	4.5	**16.3**	10.1	10.3	3.9	712.7	712.1	712.9	97	44	60	NW 1	NE 1	SE 0	0	0	1	.	
																		Summe	
Mittel	2.3	7.9	4.3	4.8	—	712.9	712.5	712.9	88	61	82				7.1	7.8	5.9	52.6	

$\lambda = 8^\circ 30'$, $\beta = 47^\circ 3'$,
$H_b = 1787.3^m$, $G = -0.11\ ^{m}/_{m}$.

Rigi-Kulm.

März 1934.
Beobachter: *J. Steiner.*

1	**−10.2**	−2.8	−2.3	−5.1	−1.5	601.1	600.3	602.1	90	100	92	N 1	W 0	E 2	10*	10≡	2	1.7	⚹ n-10
2	1.2	2.3	−6.8	−1.1	2.5	605.2	606.8	609.4	43	45	97	E 3	E 1	E 1	3	7	10≡	.	
3	−7.3	−3.9	−6.0	−5.7	−2.2	611.1	611.9	614.6	96	98	100	W 2	W 1	W 1	10≡	10*	10≡	19.4	⚹° seit 13½
4	−5.9	−5.2	−7.6	−6.2	−2.7	**614.8**	614.4	614.2	96	98	98	SW 1	W 1	W 1	10*	10≡	10≡	8.4	
5	−8.6	−5.3	−8.9	−7.6	−4.2	611.1	610.5	610.0	95	93	94	E 1	E 1	E 1	10≡	1	0	.	
6	−8.8	−2.3	−2.0	−4.4	−1.0	609.3	609.2	608.2	71	40	100	W 2	W 1	W 3	0	5	10*	6.8	
7	−1.4	−0.8	−7.4	−3.2	0.1	605.5	605.6	608.5	100	100	100	W 4	W 3	E 2	10*	10	10*	**31.2**	⚹ ↙ n-10½, 14-n zeitw.
8	−7.2	−5.4	−6.0	−6.2	−3.0	609.3	610.1	609.6	98	98	98	W 2	SW 1	SW 0	10≡	8	0	.	
9	−2.1	−0.9	−1.7	−1.6	1.6	608.2	607.6	607.1	49	65	100	W 1	SW 1	W 4	2	10*	10*	15.0	
10	−3.5	−0.6	−1.3	−1.8	1.3	607.3	606.8	606.2	80	92	82	W 1	W 0	W 1	2	10	10	9.2	
11	−3.0	0.0	−0.9	−1.3	1.7	604.1	601.7	600.7	100	91	73	W 1	SSW 1	W 2-3	10*	5	2	2.5	⚹ n-8, 19, ≡ n-9
12	0.0	−0.8	−4.6	−1.8	1.2	596.7	**596.3**	598.2	62	93	100	S 2	W 1	W 2	7	10≡	10*	21.2	⚹° 14½-n
13	−6.5	−4.7	−4.6	−5.3	−2.4	601.0	600.8	601.8	96	91	90	W 1	W 1	W 1	7	10	10	.	
14	−4.2	−0.2	−3.0	−2.5	0.3	604.3	603.9	601.2	59	54	52	NNW 1	S 1	S 2	3	0	0	.	
15	−1.9	−1.4	−4.5	−2.6	0.2	599.4	599.6	601.4	57	80	74	NW 1	S 1	W 1	10	10*	9	14.0	⚹° ≡ seit 11 zeitw.
16	−7.2	−4.9	−6.8	−6.3	−3.6	601.7	602.9	601.0	95	94	95	W 2	W 1	W 1	10≡	10	1	.	
17	−2.3	1.2	−1.5	−0.9	1.7	598.1	597.1	596.5	39	43	47	SW 1	SW 1	SW 2	10	10	1	0.9	⚹° 7¾-9
18	−3.2	−1.7	−6.9	−3.9	−1.3	597.5	600.8	603.1	51	92	95	W 2	W 4	W 3-4	5	10≡	10*	10.3	△ ↙ 12¾-13½, ⚹ n
19	−7.3	−1.7	−1.8	−3.6	−1.1	605.6	606.5	605.3	91	51	49	S 1	S 1	S 2-3	0	10	0	.	
20	−1.2	−2.2	−3.0	−2.1	0.3	604.3	603.5	607.2	54	48	97	S 3	S 3	SW 2	10	7	5	1.2	⚹° p, ≡ 14-16½
21	−2.5	−2.2	−2.5	−2.4	−0.1	606.9	609.2	610.3	97	98	79	SE 0	W 1	W 1	10	10*	4	3.6	⚹ n-n zeitw., ≡ seit 10
22	−3.2	0.8	−3.8	−2.1	0.2	611.5	610.6	611.6	97	96	89	WNW 1	W 1	W 1	10*	10≡	5	5.8	⚹ n-11
23	−3.8	−1.0	−2.6	−2.5	−0.3	612.4	612.7	614.0	97	76	100	NE 0	NE 0	W 1	0	10≡	10≡	1.1	≡ 9-12, 13-n
24	−3.3	−0.6	−1.8	−1.9	0.2	611.1	611.2	612.6	100	100	98	W 1	E 1	E 1	10≡	10≡	10≡	.	≡ n-n m.U.
25	1.0	1.2	0.5	0.9	2.9	614.2	614.4	614.3	47	90	84	SE 2	E 1	E 1	5	10	2	.	
26	1.2	4.6	0.2	2.0	3.9	613.3	613.3	612.1	56	47	50	S 1	SW 0	SW 1	0	0	0	.	
27	0.6	**7.4**	−0.6	2.5	4.3	610.3	611.1	611.3	51	**28**	73	E 3	ESE 1	E 1	7	9	5	.	
28	1.8	4.0	−1.2	1.5	3.3	609.8	609.1	607.5	41	40	76	NW 1	W 1	W 1	3	1	4	.	
29	0.8	4.9	0.4	2.0	3.7	605.2	605.2	606.4	83	41	92	W 0	SSW 1	SW 1	1	1	8	.	
30	1.4	4.7	2.1	2.7	4.3	606.1	606.8	607.4	64	46	81	W 0	S 1	E 1	1	1	1	.	
31	2.2	5.5	2.9	3.5	5.0	608.0	608.6	609.2	50	45	69	W 0	SE 0	E 2	0	0	0	.	△ 20
																		Summe	
Mittel	−3.1	−0.4	−3.0	−2.2	—	606.6	606.7	607.2	74	73	85				6.0	7.3	5.5	152.3	

März 1934.
Beobachter: *G. Krättli.*

Bevers.

$\lambda = 9^\circ 53'$, $\beta = 46^\circ 33'$;
$H_b = \text{ca. } 1710^m$. $G = -0.12\ ^m/_m$.

Tag	Lufttemperatur					Luftdruck			Relative Feuchtigkeit			Windrichtung und Stärke			Bewölkung			Niederschlag	Witterung
	7^{30}	13^{30}	21^{30}	Mittel	Abweich. vom Normalst.	7^{30}	13^{30}	21^{30}	7^{30}	13^{30}	21^{30}	7^{30}	13^{30}	21^{30}	7^{30}	13^{30}	21^{30}		
1	−5.8	−4.3	−0.6	−3.6	2.1	606.5	606.3	609.6	89	94	85	E 1	NE 4	ENE 4	10*	10*	2	12.5	☔ s, p zeitw.
2	−9.0	2.0	−2.2	−3.1	2.5	612.0	613.0	616.4	90	74	92	W 2	SW 3	NE 0	2	9	10△	3.0	✳° $16^1/_4$–n zeitw.
3	−6.0	2.2	−5.5	−3.1	2.4	617.6	617.4	618.9	86	55	85	WNW 1	SE 0	W 1	8	6	1	0.0	
4	−4.1	−2.5	−5.9	−4.2	1.2	619.5	619.0	618.9	67	56	67	N 0	NW 2	W 1	9	10	5	0.0	✳fl. ☔ 8–19 zeitw.
5	−15.0	−3.1	−12.9	−10.3	−5.1	617.6	615.5	615.9	85	54	79	SW 0	W 0	SW 1	9	9	0	.	
6	**−20.3**	−0.4	−4.1	−8.3	−3.2	616.4	615.7	616.0	85	47	70	S 0	SSW 1	NW 0	1	1	10	.	
7	−10.0	1.4	−2.2	−3.6	1.4	614.0	612.9	613.5	84	63	83	NW 1	SW 3	WSW 1	7	6	9	0.0	✳fl. $17^3/_4$
8	−10.8	−1.4	−10.0	−7.4	−2.5	615.2	615.7	616.7	90	52	64	SW 0	W 2	E 1	1	1	2	.	
9	−10.5	−0.4	−2.1	−4.3	0.5	616.6	615.8	614.6	78	69	81	N 1	SW 3	WNW 3	9	10	9	0.0	✳fl. seit 8 zeitw.
10	−10.4	2.9	−1.5	−3.0	1.6	614.5	612.8	613.8	90	52	84	S 0	WSW 1	W 1	1	9	10	2.9	✳ n (10./11.)
11	−1.6	1.2	−1.1	−0.5	4.0	610.5	609.8	609.6	91	72	83	SSW 1	W 1	SSW 1	10△	9	10*	1.9	✳° p, abds. zeitw.
12	−0.4	−0.6	−0.4	−0.5	3.9	606.7	**604.8**	605.2	88	88	81	NNW 2	N 1	S 3	10	10*	10	**31.7**	✳ p–n, ☔ 19–n
13	−3.9	−0.4	−3.2	−2.5	1.7	608.0	607.8	608.1	75	73	91	S 1	SE 0	SW 1	10	10△	10△	7.8	✳ △ $10^1/_2$–n
14	−9.0	1.7	−9.3	−5.5	−1.4	611.3	611.0	610.4	87	52	76	SE 0	W 1	W 1	9	9	7	.	
15	−5.7	0.0	−3.6	−3.1	0.9	608.1	607.0	606.5	81	60	91	WNW 1	WSW 1	NNE 1	10	8	10*	13.4	✳fl. 8, ✳ △ p, ✳ 18–n
16	−4.6	−2.3	−12.8	−6.6	−2.8	607.0	608.3	609.2	90	61	76	NE 1	NW 2	SW 1	10△	10*	0	0.2	✳°△° n–16
17	−15.0	0.5	−5.3	−6.6	−2.9	607.6	606.4	606.5	80	45	89	NW 1	NNW 3	NE 1	10	10	9△	2.1	△ seit 15, ✳ 20–n, ☔ a, p zitw.
18	−5.6	1.4	−5.7	−3.3	0.3	605.2	605.5	610.0	85	55	88	W 2	SW 1	NE 1	9	2	10△	0.7	△ 17–n
19	−15.6	0.2	−7.0	−7.5	−4.1	612.6	613.6	615.0	84	43	64	S 1	WSW 1	SW 2	1	7	0	0.4	
20	−6.8	2.0	−1.5	−2.1	1.2	614.9	613.9	614.2	87	60	93	NW 0	S 3	SW 0	10△	8	10△	21.8	✳fl. a, p, n, △ n–10, $16^1/_2$–n*)
21	−1.3	2.8	−2.6	−0.4	2.7	613.7	615.6	615.8	92	65	90	SW 1	W 2	W 2	10*	6	9	5.4	✳ n–10, p–21 zitw., △ p zitw.
22	−4.5	0.4	−5.0	−3.0	0.0	617.2	617.4	618.3	84	66	86	SW 0	S 0	N 1	9	10*	5	0.5	✳ △ $9^1/_4$–$15^1/_2$ zeitw.
23	−13.6	1.4	−1.7	−4.6	−1.8	619.5	618.7	618.8	86	52	82	NE 0	NNE 1	W 1	1	1	9.	0.4	△ n (23./24.)
24	−3.0	1.9	−1.3	−0.8	1.9	618.5	617.8	620.1	82	71	87	NE 1	NE 3	NE 1	9	10	6	0.9	✳ △ $9^3/_4$–$18^1/_2$ m.U.,
25	−4.2	5.3	0.2	0.4	3.0	**621.7**	620.6	621.1	86	53	88	E 0	N 1	W 1	10	2	6	.	[☔ p zeitw.
26	−8.0	5.5	−5.5	−2.7	−0.3	620.3	618.9	618.9	89	53	77	W 1	SW 1	W 1	1	1	7	.	
27	−7.8	**7.5**	−2.2	−0.8	1.5	618.0	617.6	618.3	79	**37**	76	S 0	SW 1	E 0	9	9	9	.	
28	−8.5	5.6	−3.0	−2.0	0.1	617.3	615.1	614.0	80	51	85	SE 0	S 1	W 1	3	1	1	.	
29	−2.6	4.4	−1.4	0.1	2.1	612.5	612.0	612.5	84	64	85	NW 1	SSW 1	W 0	6	7	1	0.0	✳fl. $11^1/_2$, △ $14^1/_2$, ✳°15–$16^1/_2$
30	−8.1	5.9	−2.4	−1.5	0.3	612.9	612.6	613.6	88	48	80	NW 0	N 1	W 0	1	5	1	.	
31	−7.5	6.4	−0.3	−0.5	1.2	615.2	614.5	616.0	84	51	89	SSW 0	S 0	NW 1	1	3	8	.	
Mittel	−7.7	1.5	−3.9	−3.4	—	613.8	613.3	614.1	85	59	82				6.6	6.7	6.3	Summe 105.6	*) **20.** ☔ p zeitw.

März 1934.
Beobachter: *Kapuzinerkloster.*

Sitten.

$\lambda = 7^\circ 21'$, $\beta = 46^\circ 14'$.
$H_b = 548.6^m$, $G = 0.00\ ^m/_m$.

1	−0.6	−0.2	−0.6	−0.5	−4.0	702.7	702.1	704.0	100	99	100	NW 1	NW 1	NW 0	10*	10*	10	**14.7**	✳ 6–n
2	−1.2	2.4	1.8	1.0	−2.7	707.6	710.0	712.9	93	70	85	NW 1	NW 1	NW 1	10	10	10	.	
3	0.2	5.4	2.2	2.6	−1.2	715.3	715.7	717.1	100	60	83	NW 1	NW 1	NW 1	10	10	10	.	
4	1.8	6.8	1.8	3.5	−0.5	**717.4**	716.5	716.8	90	48	58	NW 1	NW 1	NW 1	8	6	3	.	
5	−1.8	4.8	1.6	1.5	−2.6	716.2	713.4	714.2	83	41	47	NW 1	NW 1	NW 1	7	5	8	.	
6	**−4.6**	4.0	3.4	0.9	−3.3	714.6	713.0	712.3	80	40	51	N 1	N 1	N 1	0	8	10	.	
7	1.6	5.4	4.2	3.7	−0.7	709.4	708.0	709.7	80	50	100	N 1	NE 1	N 2	10	10	10●	5.8	● ✳ a, ● 16–n
8	1.2	8.6	4.0	4.6	0.1	712.4	712.2	712.7	88	49	64	NW 1	NW 1	NW 1	7	3	5	.	
9	0.0	6.6	1.8	2.8	−1.9	711.9	710.7	710.7	69	45	93	NW 1	NW 1	N 1	8	10	10●	8.2	● 14–n
10	0.6	8.0	6.6	5.1	0.3	709.9	707.8	707.2	100	52	74	N 1	N 1	N 1	3	8	10	3.5	● n (10./11.)
11	3.8	9.4	7.6	6.9	2.0	706.0	703.2	702.8	100	55	71	N 1	N 1	N 1	9	5	10●	0.2	● III
12	5.8	4.6	2.6	4.3	−0.8	695.8	**695.5**	699.8	63	94	91	N 1	NW 2	NW 1	10	10●	5	5.0	● $13^1/_2$
13	−0.2	5.2	2.8	2.6	−2.6	703.2	701.8	704.9	86	61	90	NW 1	NW 1	NW 1	8	10	4	.	⌴ fr.
14	0.0	8.4	4.2	4.2	−1.2	707.0	705.3	703.4	81	34	57	NE 1	N 1	N 0	1	2	0	.	
15	3.0	3.2	3.0	3.1	−2.4	702.1	701.4	701.8	70	94	100	N 1	N 1	N 1	10	10●	10●	3.6	● II, III
16	1.8	9.0	2.0	4.3	−1.4	704.0	704.2	705.5	89	34	50	NW 1	NW 3	W 1	8	5	0	.	
17	0.6	3.0	1.8	1.8	−4.0	702.0	701.1	699.4	46	43	95	W 1	W 1	W 2	10	10	10●	2.5	● III, ☔ a
18	0.4	6.2	3.2	3.3	−2.7	700.0	703.0	705.8	88	66	69	W 1	W 1	SW 1	8	10	10	4.3	● ✳ 12
19	0.6	8.0	4.4	4.3	−1.8	709.2	708.9	708.4	94	42	44	SW 1	N 1	N 1	8	10	3	.	
20	6.0	13.2	4.4	7.9	1.6	706.8	704.6	708.7	40	28	85	N 1	NW 2	SW 2	8	10	10	.	
21	2.0	8.2	5.4	5.2	−1.2	708.9	711.0	712.1	94	64	75	SW 1	SW 1	W 2	10	10	4	1.4	● $8^1/_4$
22	3.2	9.4	6.2	6.3	−0.3	713.5	711.7	713.2	88	64	70	W 1	SW 2	SW 2	10●	7	7	1.7	● n–$9^1/_2$
23	2.8	12.6	6.8	7.4	0.7	715.2	712.9	713.8	78	30	65	SW 1	SW 1	SW 1	2	2	4	.	
24	2.6	12.4	7.2	7.4	0.5	712.5	710.5	713.9	92	46	70	SW 1	SW 1	W 1	4	6	10	.	
25	3.6	14.0	8.4	8.7	1.7	715.6	713.3	714.8	89	40	69	W 1	W 1	W 1	2	2	10	.	
26	3.8	14.4	8.6	8.9	1.7	714.9	712.5	712.4	94	39	70	W 1	W 1	W 1	0	1	0	.	
27	3.8	11.6	5.4	6.9	−0.4	711.7	711.0	712.2	58	42	80	W 1	W 1	W 1	10	8	1	.	
28	1.4	16.0	8.8	8.7	1.2	711.7	707.4	706.6	97	**25**	56	W 1	W 1	W 1	1	0	0	.	⌴ fr.
29	5.0	15.2	10.0	10.1	2.5	705.6	703.4	704.3	70	38	52	W 1	W 1	W 2	8	7	6	.	
30	5.8	17.4	10.0	11.1	3.3	706.1	704.4	705.8	69	30	50	N 1	N 1	N 2	0	3	0	.	
31	5.4	**18.4**	11.2	11.7	3.8	708.2	705.4	707.7	68	30	46	N 1	N 1	N 1	0	3	1	.	
Mittel	1.9	8.8	4.9	5.2	—	708.9	707.8	708.9	82	50	71				6.5	6.8	6.2	Summe 50.9	

$\lambda = 8^{\circ}\,57'$, $\beta = 46^{\circ}\,0'$.
$Hb = 276.2^{m}$, $G = 0.63\ ^{m}/_{m}$.

Lugano.

März 1934.
Beobachter: *G. Vicari.*

Tag	Lufttemperatur					Luftdruck			Relative Feuchtigkeit			Windrichtung und Stärke			Bewölkung			Niederschlag	Witterung
	7^{30}	13^{30}	21^{30}	Mittel	Abweich. vom Normalst.	7^{30}	13^{30}	21^{30}	7^{30}	13^{30}	21^{30}	7^{30}	13^{30}	21^{30}	7^{30}	13^{30}	21^{30}		
1	4.4	5.0	4.6	4.7	−0.3	**721.8**	721.5	726.6	76	87	97	S 2	SE 1	NW 1	10●	10●	5	21.0	● 7½–20, n
2	2.8	7.8	6.8	5.8	0.7	729.0	732.6	736.1	97	68	90	S 1	W 1	N 1	10	10	10●	3.0	●° 14½–21½ m.U.
3	4.6	9.0	4.8	6.1	0.9	737.5	737.0	737.3	97	68	70	NNW 1	S 0	NNE 1	10●	8	6	0.2	●° n–9½ m.U.
4	8.4	12.6	8.0	9.7	4.3	737.0	736.2	736.3	22	**18**	23	N 2	NNE 2	NNE 3	6	0	0	.	
5	3.4	11.6	4.6	6.5	1.0	734.9	734.3	735.1	36	23	46	SW 1	SE 1	N 1	3	8	0	.	
6	**−0.2**	11.6	5.0	5.5	−0.1	735.9	735.2	735.4	68	34	70	N 1	SE 1	N 1	0	0	0	.	⌣ ⋁ fr.
7	1.0	7.0	5.6	4.5	−1.3	734.4	734.2	732.5	88	58	74	NNE 1	S 1	NNE 0	5	10	10	.	
8	0.4	12.0	6.4	6.3	0.4	733.0	732.5	735.2	96	38	73	N 1	SE 1	NNE 1	10	0	0	.	
9	5.6	7.8	4.8	6.1	0.1	736.9	736.2	734.7	76	58	74	W 1	NE 1	N 1	10	10	10	.	
10	1.8	9.0	7.0	5.9	−0.2	733.6	733.1	732.5	87	64	83	N 1	SE 0	NE 1	1	10	10●	18.5	● 21–n
11	4.2	6.6	5.6	5.5	−0.8	729.9	729.0	727.8	97	85	95	W 0	SW 0	S 0	10●	10	10	14.8	● n–11 m.U.
12	7.0	4.0	4.6	5.2	−1.2	724.4	721.6	721.7	76	94	70	E 2	NNE 1	S 2	10●	10●	10	47.5	● n–20 m.U.
13	5.8	6.0	2.4	4.7	−1.9	725.4	726.3	727.8	82	88	97	N 1	NE 1	N 1	10	10●	10●	13.3	● 10½–n m.U.
14	2.6	11.4	6.2	6.7	0.0	730.5	729.8	729.6	98	52	78	NNW 1	SE 1	SW 1	10	5	10	.	
15	4.6	8.2	1.4	4.7	−2.1	728.1	724.6	725.2	92	57	98	SE 0	S 1	NNE 1	10	10	10●	17.4	● 14½–18, 18½–n m.U., [✳ 18–18½
16	2.6	7.0	6.6	5.4	−1.6	724.0	724.5	726.2	97	66	26	NE 1	S 1	N 1	10	10	0	.	
17	1.0	7.4	4.0	4.1	−3.0	726.2	724.6	723.6	48	37	78	N 1	S 0	NE 0	10	10	10●	3.3	●° 16–n m.U.
18	3.4	10.6	3.6	5.9	−1.3	723.4	723.3	726.3	95	52	72	N 1	SE 1	NNE 1	10	8	3	.	
19	1.6	13.6	4.8	6.7	−0.7	730.3	732.2	734.6	58	24	44	N 1	SE 1	N 1	0	10	1	0.6	
20	4.2	3.8	0.4	2.8	−4.7	735.4	734.7	734.1	92	94	98	N 1	NNE 1	N 1	10●	10●	10●	**50.6**	● n–n
21	2.8	7.0	5.0	4.9	−2.7	734.2	735.2	736.2	98	83	89	S 1	S 1	NNE 1	10●	10	4	2.3	● n–9½, 18–19
22	5.4	7.8	5.2	6.1	−1.7	736.8	736.6	737.3	94	64	74	S 1	SE 2	NNE 1	10	10	5	1.6	● 15½–17½ m.U., n
23	3.0	16.0	9.4	9.5	1.6	738.4	736.6	736.7	94	51	70	N 1	SE 1	NE 1	0	3	10	0.9	
24	7.0	8.8	6.4	7.4	−0.7	736.3	736.5	739.1	78	74	96	N 1	S 1	N 1	10	10	10	6.3	● n, 10½–19½ m.U.
25	5.4	13.6	9.0	9.3	1.1	739.3	738.1	**740.5**	94	48	86	NNE 1	S 1	NE 1	10	5	10	2.5	● 16½–20½ m.U.
26	5.6	**16.8**	11.6	11.3	3.0	737.9	735.5	734.9	77	38	41	N 1	SE 1	N 1	3	0	0	.	
27	6.8	13.4	8.8	9.7	1.2	734.6	735.0	735.7	66	44	74	N 1	SE 0	N 1	10	10	2	.	
28	5.0	13.0	10.2	9.4	0.8	734.8	732.7	731.4	93	56	73	NNE 1	S 1	SSE 1	4	3	10	.	
29	8.2	8.8	9.6	8.9	0.2	729.9	729.8	728.7	84	84	68	NE 0	SSE 1	NNE 1	10	10●	1	2.3	● 12½–14 m.U.
30	5.6	16.4	11.6	11.2	2.3	729.2	728.4	729.4	86	54	52	N 1	SE 1	N 1	1	0	3	.	
31	8.0	16.2	11.4	11.9	2.9	731.4	731.1	732.9	84	42	72	N 0	S 1	NW 1	6	3	10	0.1	●° 20–20½ m.U.
																		Summe	
Mittel	4.3	10.0	6.3	6.9	—	732.1	731.6	732.3	82	58	73				7.4	7.2	6.1	206.2	

$\lambda = 7^{\circ}\,35'$, $\beta = 47^{\circ}\,33'$.
$Hb = 318^{m}$, $G = 0.13\ ^{m}/_{m}$.

Basel.

März 1934.
Beobachter: *Astronom.-Meteorol. Anstalt.*

1	−1.6	−0.5	−0.2	−0.8	—	726.3	724.7	725.7	95	88	94	N 1	N 1	NW 1	10*	10	10*	0.9	✳ 6–12½, ✳fl. p, abds. ⊠
2	−0.2	1.4	1.2	0.8	—	728.7	730.7	733.5	94	89	92	W 1	W 1	SW 1	10≡	10	10	.	≡ n–11 ⊠
3	1.1	4.7	1.0	2.3	—	735.8	736.5	738.7	90	73	96	SW 1	NW 1	W 1	10	10	10●	3.4	● 18–22¾
4	1.4	6.0	1.0	2.8	—	**741.2**	740.9	740.5	96	56	85	NW 1	N 1	SW 1	10	3	9	.	
5	**−4.0**	6.7	0.1	0.9	—	737.8	735.1	734.4	94	**37**	76	S 1	N 1	SE 1	1	1	0	.	● 2¼–2½, ⌣ fr.
6	−3.1	9.8	7.2	4.6	—	733.1	731.2	728.7	91	38	80	E 1	SW 2	S 1	1	9	10	2.6	● 18–20¼, ⌣ fr.
7	7.7	6.0	1.3	5.0	—	725.4	727.2	732.2	79	91	94	S 1	NW 1	S 1	10●	10●	0	9.2	● 3¼–17½ m.U.
8	−0.7	7.8	1.6	2.9	—	733.7	733.8	732.6	95	44	82	SW 1	NW 1	E 1	9	3	0	.	⌣ fr.
9	−0.8	4.2	6.8	3.4	—	730.4	727.6	727.7	86	80	85	E 1	E 2	SW 2	8	10●	10●	4.3	● 12½–16, 20–24 m.U., ⌣ fr.
10	3.6	12.1	6.6	7.4	—	728.2	726.3	725.8	97	60	94	E 1	NE 1	E 1	9	10	10●	5.9	● 20½–23, 23½–n
11	5.0	13.1	10.8	9.6	—	725.0	720.5	718.6	90	38	39	S 1	W 2	S 2	10●	9	10	0.2	● n–5, 7½
12	6.1	5.0	4.0	5.0	—	**714.4**	715.6	718.4	87	87	87	N 1	SW 1	S 1	10●	10●	10●	**12.9**	● 7½–21¾ m.U.
13	−0.2	7.6	3.8	3.7	—	721.4	720.9	722.2	94	61	80	SE 1	E 1	E 1	1	10	1	.	⌣ fr.
14	1.5	10.0	4.2	5.2	—	724.4	724.0	720.4	83	52	71	E 1	NE 0	E 1	9	6	0	.	⌣ fr.
15	7.2	6.2	3.3	5.6	—	718.0	720.0	720.5	61	76	88	S 2	S 1	E 1	9	10	8	1.7	● 8¾–10
16	2.9	9.2	1.4	4.5	—	724.4	724.8	723.3	74	44	76	NW 1	W 1	S 1	8	9	0	1.0	
17	6.0	12.8	4.3	7.0	—	716.0	**714.4**	714.9	76	47	92	S 2	S 3	NE 1	10●	8	9●	1.1	● 6¼–9 zeitw., 20½–21½
18	6.0	4.5	1.4	4.4	—	717.0	721.7	725.5	56	76	93	W 2	SW 2	S 1	7	10	10	0.8	● 11¾–12¼, 19¾–20, 21
19	1.6	9.4	6.8	5.9	—	728.6	727.7	725.4	89	51	60	E 1	S 1	SE 1	2	10	10	3.2	⌣ fr., ⊕ 12
20	3.7	6.6	4.8	5.0	—	724.6	724.7	727.6	95	85	94	E 2	W 1	E 1	10●	10	10	6.6	● 4½–5¼, 5¾–9¾
21	3.1	9.0	4.9	5.7	—	728.9	731.0	731.9	91	73	90	E 1	W 1	E 1	10●	10	2	0.6	◐° 7½, 11½–12, ⊕ 14
22	3.4	8.8	5.8	6.0	—	732.9	732.9	734.4	93	68	88	E 1	S 1	W 1	10	10	10●	1.0	● n, a zeitw., 21½–22¼
23	4.5	7.7	4.5	5.6	—	736.0	736.2	736.4	96	71	89	NW 1	NW 1	W 1	10	7	4	.	
24	1.2	6.8	6.8	4.9	—	735.7	734.4	735.5	94	80	82	W 1	S 1	E 1	10	10	10	.	≡ 8–10
25	4.4	10.0	8.6	7.7	—	737.4	737.6	736.8	93	74	73	W 1	S 1	N 1	10	10	10	.	
26	2.6	10.7	4.9	6.1	—	736.7	735.4	734.0	89	57	82	NW 1	NW 1	SW 1	10	1	1	.	
27	−0.4	10.8	5.5	5.3	—	733.4	732.6	732.6	96	54	89	W 1	NW 1	S 1	7	9	10	.	⌣ fr., ⌔ abds.
28	1.6	12.0	4.9	6.2	—	731.9	729.7	728.2	93	52	89	E 1	N 1	S 1	8	3	1	.	⌣ fr.
29	0.4	10.1	5.2	5.2	—	726.7	725.0	724.9	96	56	81	SW 1	NW 1	SW 1	10	1	1	.	≡ 7¾–11, ⌣ fr.
30	0.0	11.4	6.9	6.1		726.9	726.5	727.4	95	57	73	SW 1	W 1	SW 1	6	1	0	.	⌣ fr.
31	1.8	**14.0**	7.8	7.9	—	728.6	728.0	728.4	93	51	89	SE 1	N 1	S 1	2	0	0	.	⌣ fr.
																		Summe	
Mittel	2.1	8.2	4.4	4.9	—	728.7	728.3	728.6	89	63	83				8.0	7.4	6.0	55.4	

März 1934.
Beobachter: *Observatorium.*

Säntis.

$\lambda = 9^\circ 20'$, $\beta = 47^\circ 15'$.
$Hb = 2500.1^m$, $G = -0.16\,m/m$.

Tag	Lufttemperatur					Luftdruck			Relative Feuchtigkeit			Windrichtung und Stärke			Bewölkung			Niederschlag	Witterung
	7^{30}	13^{30}	21^{30}	Mittel	Abweich. vom Normalst.	7^{30}	13^{30}	21^{30}	7^{30}	13^{30}	21^{30}	7^{30}	13^{30}	21^{30}	7^{30}	13^{30}	21^{30}		
1	-13.2	-8.8	-4.0	-8.7	-0.2	548.3	548.5	551.2	95	96	49	ENE 2	ENE 2	E 2	10≡	8	8	.	☼° 8½-8¾, ≡ n-9½
2	-4.0	-2.4	-4.6	-3.7	4.8	554.0	555.2	556.6	47	51	74	E 2	ENE 2	NE 1	6	10	10	.	
3	-8.0	-7.2	-11.2	-8.8	-0.4	557.4	558.1	559.2	100	97	100	SW 3	WSW 2	WNW 2	10≡	10≡	10≡*	5.4	☼° 9-16 m.U., ☼ 17-n,
4	-12.2	-10.8	-13.4	-12.1	-3.7	560.3	560.4	559.5	100	100	100	NE 1	NE 1	NE 0	10≡*	10≡*	10≡*	3.9	☼ ≡ n-n {≡ 6-n
5	-14.2	-13.2	-14.4	-13.9	-5.6	556.9	556.3	555.8	100	95	90	ENE 1	ENE 1	W 1	10≡	10≡	10≡	0.1	☼° 14½-16¾, ≡ n-n
6	-12.2	-8.0	-5.2	-8.5	-0.2	555.7	555.7	555.6	27	42	100	WSW 3	WSW 4	WSW 4	1	4	10≡*	2.1	☼ 20½-n, ≡ 20-n
7	-5.6	-4.4	-11.6	-7.3	0.9	553.7	552.7	554.4	92	100	100	WSW 2	WSW 4	WNW 2	10≡*	10≡*	10≡*	11.9	☼ 7¼-n, ≡ 7-n, ☩ n-n
8	-13.0	-10.0	-11.4	-11.5	-3.3	555.3	556.1	556.2	100	90	35	W 2	SW 1	WSW 2	10≡	10≡	3	.	☼ 9¾-11, ≡ n-14, ⊕ p
9	-8.0	-3.4	-6.2	-5.9	2.2	555.4	555.0	554.0	27	55	100	WSW 3	SW 2	WSW 3	1	10*	10≡*	21.4	☼ 13¼-n, ≡ 15-n, ☩ 16-n
10	-7.8	-6.5	-7.0	-7.1	1.0	554.3	554.3	553.9	86	45	98	WSW 2	WSW 3	W 1	2	10	10≡	3.1	≡ 21-n
11	-7.1	-5.2	-7.2	-6.5	1.5	551.4	550.3	549.4	100	98	84	W 3	SW 2	SSW 2	10≡*	3	3	3.0	☼ n-10, ≡ n-n
12	-5.6	-2.2	-8.6	-5.5	2.4	546.1	545.5	546.1	80	74	100	SSE 3	SW 3	W 4	10	10	10≡*	4.2	≡ 14¼-n
13	-10.4	-7.0	-8.6	-8.7	-0.8	548.7	549.0	549.4	95	68	94	SW 2	SW 1	SW 1	10	10	10≡*	3.4	☼° 15-n, ≡ 17-n
14	-11.0	-5.4	-7.7	-8.0	-0.2	551.5	552.0	549.9	90	44	26	WSW 2	SW 2	SW 2	8	3	0	.	⊕ a
15	-8.0	-5.6	-10.2	-7.9	-0.1	547.9	547.9	548.0	98	93	96	WSW 4	SSE 1	W 3	10*	10≡	10	10.1	☼ 7¾-16 m.U., ≡ 13-16¼
16	-12.0	-10.8	-13.2	-12.0	-4.3	548.3	549.4	549.7	100	100	80	W 3	W 1	SW 2	10≡	10≡	0	.	≡ n-17, ☩ n-12
17	-7.6	-5.8	-7.3	-6.9	0.7	546.7	546.5	545.6	25	43	45	SW 2	WSW 3	SW 2	10	8	2	0.1	☼ 9¾-10
18	-8.8	-6.8	-11.8	-9.1	-1.6	545.8	547.4	549.5	60	100	100	WSW 3	W 2	W 2	3	10≡*	10≡*	16.6	☼ 13-n, ≡ 9¾-10½, 12¼-n
19	-12.8	-10.1	-6.8	-9.9	-2.4	552.2	553.3	553.6	100	36	40	WSW 2	SW 2	WSW 2	10≡*	10	2	.	☼ n-7¾. ≡ n-8¾, ⊕ p
20	-6.4	-3.2	-6.4	-5.3	2.1	553.1	552.9	554.5	54	50	94	WSW 2	SSW 3	S 1	10	10	10≡	0.2	≡ 16¼-17¼, 21-n
21	-6.2	-3.0	-7.6	-5.6	1.7	554.4	556.4	557.3	96	84	100	SW 2	WSW 1	WSW 2	9	10≡	10≡	1.1	☼ n, 16-17, ≡ 12½-n
22	-7.9	-4.4	-7.2	-6.5	0.7	557.4	557.8	558.7	93	82	92	S 1	SSE 0	S 1	8	10≡	10≡	0.4	☼° 9½-11, 18-19, ≡ 9-n
23	-7.8	-4.4	-7.3	-6.5	0.6	559.1	559.7	560.1	87	82	90	WSW 1	SSE 1	ENE 1	1	10≡	10≡	.	≡ 12¾-n
24	-6.2	-4.2	-5.0	-5.1	1.9	559.0	559.2	560.7	92	75	63	S 1	E 2	S 2	10	10	2	.	☼° 10¾-11¼, ≡ 10¾-[11¾/4
25	-3.0	-0.6	-3.0	-2.2	4.8	562.0	562.7	562.0	42	36	48	E 2	ESE 1	SE 1	2	7	8	.	
26	-2.5	0.4	-2.0	-1.4	5.5	561.0	561.1	560.3	45	46	2	NNW 1	WSW 1	ENE 1	1	1	1	.	
27	-1.4	1.4	-0.6	-0.2	6.6	559.5	560.0	559.8	2	4	18	ENE 2	E 1	S 2	3	9	10	.	
28	-3.1	-0.9	-4.3	-2.8	3.9	557.7	557.1	555.4	27	46	92	W 3	WSW 3	WSW 1	3	2	3	.	
29	-2.4	0.0	-4.3	-2.2	4.4	553.6	553.7	553.8	38	56	95	WSW 2	SW 1	SW 1	4	1	1	.	
30	-3.8	-1.0	-3.6	-2.8	3.7	554.1	555.3	555.9	58	61	85	WNW 2	ESE 0	ENE 0	1	3	1	.	≡ 17½-19½
31	-1.4	-1.4	-4.0	-2.3	4.0	556.2	557.1	557.2	26	55	96	NNW 0	SE 0	NE 2	5	3	1	0.2	△ach. 16-16¼, ≡ 15¾-19¾
																		Summe	
Mittel	-7.5	-5.0	-7.3	-6.6	—	554.1	554.4	554.6	70	68	77				6.7	7.8	6.6	87.2	

März 1934.
Beobachter: Frl. *F. Lombardi.*

St. Gotthard (Hospiz).

$\lambda = 8^\circ 34'$, $\beta = 46^\circ 33'$,
$Hb = 2102.9^m$, $G = -0.14\,m/m$.

1	-12.2	-9.4	-7.0	-9.5	-2.9	576.5	576.5	579.3	72	73	86	N 3	N 3	N 1	10≡	10≡	7	26.0	≡ n-17
2	-5.0	0.0	-4.3	-3.1	3.5	582.6	583.7	586.1	49	59	60	N 0	S 1	S 0	2	5	10≡	6.0	☼° 15¼-17½, ≡ 15-n
3	-4.5	-3.0	-8.2	-5.2	1.3	587.1	588.1	589.0	71	44	74	S 0	S 0	N 3	10≡	8≡	10≡	14.0	☼ ☄ 20¾-n, ≡ n-n
4	-9.1	-8.4	-10.4	-9.3	-2.9	589.3	588.8	588.6	71	60	70	N 3	N 3	N 4	10≡	10≡	10≡	13.0	☼ ☄ n-n
5	-11.8	-10.2	-12.4	-11.5	-5.1	586.4	585.7	585.4	70	57	65	N 3	N 2	N 2	10≡	3	0	.	☼ ☄ n-8¼, ≡ n-10
6	-10.2	-7.3	-6.4	-8.0	-1.7	585.2	585.0	585.2	28	30	50	N 2	N 1	N 0	0	0	5	.	
7	-7.2	-1.6	-5.3	-4.7	1.5	584.1	584.2	583.6	60	45	63	S 0	S 1	S 3	5	10	10*≡	6.6	☼ ☄ 16¾-n, ≡ 15-n
8	-10.0	-7.2	-9.4	-8.9	-2.8	585.5	586.2	586.1	62	49	47	S 1	NE 1	N 0	10≡	5	0	.	≡ n-10
9	-8.2	-3.4	-6.6	-6.1	0.0	586.1	585.7	585.3	61	68	72	SE 1	SE 2	SE 2	4	10≡	10*≡	4.5	≡ 12-n, ☩ 16-n
10	-6.4	-2.2	-5.2	-4.6	1.4	584.3	584.6	583.6	66	47	65	S 0	S 1	S 2	0	5	10≡	9.0	≡ abds., ☩ 16-n
11	-5.0	-1.4	-4.8	-3.7	2.2	581.1	580.6	579.8	74	47	65	S 1	S 2	SE 4	10	10≡	10*≡	22.5	☼ 10¼-12¼, ≡ 8¾-n,
12	-4.0	-3.2	-5.2	-4.1	1.8	575.6	574.5	573.6	67	64	69	SE 3	SE 3	SE 2	10≡	10*≡	10*≡	31.4	☼ ☄ ≡ n-n [☄ 17-n
13	-6.0	-2.2	-6.2	-4.8	1.0	578.4	578.1	578.3	65	46	66	SE 1	SE 1	SE 1	10	10*	10*	8.0	☼° 9¼-11½, ☼ ☩ 12¾-n
14	-7.8	-2.3	-5.0	-5.0	0.7	581.1	581.9	580.1	65	38	58	S 0	S 0	S 1	7	3	10*≡	1.5	☼ ☩ 17½-n
15	-6.4	-5.0	-6.3	-5.9	-0.3	577.7	576.9	577.1	62	55	66	S 1	S 1	S 2	10	10*≡	10*≡	11.2	☼ ☩ 10½-n, ≡ 9-n
16	-8.6	-8.2	-11.2	-9.3	-3.8	577.6	578.6	579.2	79	64	68	NE 3	NE 2	N 2	10≡	10≡	0	2.2	≡ n-17
17	-8.0	-4.4	-8.3	-6.9	-1.4	577.7	576.8	575.6	61	43	60	S 2	S 2	S 2	8	5	5	.	
18	-6.6	-0.4	-9.2	-5.4	0.0	575.1	576.5	579.6	66	39	56	S 1	S 0	N 2	5	0	0	6.3	☼ 14¾-16½, ☩ p zeitw.
19	-10.0	-2.2	-6.4	-6.2	-0.9	582.1	583.7	584.7	79	38	55	N 2	N 0	N 2	3	4	10≡	0.5	≡ 18-n, ☩ abds. zeitw.
20	-7.0	-3.0	-6.2	-5.4	-0.2	584.2	584.0	584.0	65	57	67	S 1	S 1	S 2	10≡	10*≡	10*≡	38.5	☼ 9½-n, ≡ n-n, ☩ abds.
21	-4.4	-1.2	-3.4	-3.0	2.1	584.4	585.8	586.9	78	68	65	S 1	S 1	S 1	10≡	10	10*≡	4.2	☼ 9¾-11, ☼ ☩ 15-n,
22	-4.2	0.2	-4.2	-2.7	2.3	587.0	587.2	587.6	67	52	64	S 0	S 0	S 0	10≡	10≡	4	0.3	≡ n-18 [≡ n-n m.U.
23	-7.2	-2.2	-5.0	-4.8	0.1	589.2	589.5	589.0	45	38	92	S 0	S 0	N 1	0	0	10≡	2.1	☼ n (23./24.), ≡ 17-n
24	-4.4	2.0	-2.5	-1.6	3.2	587.9	588.4	590.3	60	43	74	S 0	S 0	S 0	2	10	8	3.0	☼ 14¼-16½, ≡ 14½-18
25	-2.3	2.2	-0.8	-0.3	4.4	590.9	591.1	591.9	49	38	56	S 0	S 0	S 0	5	8	10≡	0.2	≡ 19-n
26	-3.1	2.4	-2.3	-1.0	3.6	590.7	590.0	589.3	63	41	41	S 0	N 1	NE 0	0	0	0	.	
27	0.0	6.8	-1.2	1.9	6.4	587.7	588.6	588.9	38	37	49	NE 0	NE 0	NE 0	5	7	5	.	
28	-3.0	5.4	-2.0	0.1	4.5	587.2	586.2	584.8	54	40	54	SE 0	SE 0	NE 1	2	0	0	.	
29	-2.8	2.4	-2.0	-0.8	3.5	582.9	583.2	582.7	52	45	56	S 1	S 1	S 0	3	8	5	.	
30	-4.0	2.8	-1.6	-0.9	3.3	582.9	583.6	582.2	48	37	50	S 0	SE 0	NE 0	0	0	0	.	
31	-3.0	4.0	-1.4	-0.1	4.0	584.7	585.6	586.6	49	40	76	SE 0	E 0	N 1	0	2	10≡	4.3	☼ 20½-n, ≡ 20¼-n
																		Summe	
Mittel	-6.2	-1.9	-5.5	-4.5	—	583.6	583.8	584.0	61	49	63				5.8	6.2	6.7	215.3	

$\lambda = 7^{0}\,26'$, $\beta = 46^{0}\,57'$,
$Hb = 572.2^{m}$, $G = 0.05$ ‰.

Bern.

April 1934.
Beobachter: *Tellur. Observatorium.*

Tag	Lufttemperatur					Luftdruck			Relative Feuchtigkeit			Windrichtung und Stärke						Bewölkung			Niederschlag	Witterung
	7^{30}	13^{30}	21^{30}	Mittel	Abweich. vom Normalst.	7^{30}	13^{30}	21^{30}	7^{30}	13^{30}	21^{30}	7^{30}		13^{30}		21^{30}		7^{30}	13^{30}	21^{30}		
1	2.7	13.0	7.4	7.7	1.5	706.5	705.1	705.3	89	58	79	E	0	ENE	1	NE	0	0	0	0	0.7	● $16^{3}/_{4}$–$17^{1}/_{4}$, △ fr.
2	3.4	14.0	9.5	9.0	2.7	706.2	705.9	706.7	89	57	72	SE	0	NE	1	SE	0	6	2	8	.	△ fr.
3	5.9	13.8	8.7	9.5	3.0	707.7	707.1	707.9	87	52	40	E	0	N	1	NE	1	8	1	0	0.4	● 8–$8^{1}/_{4}$, △ fr.
4	**–0.1**	10.0	6.2	5.4	–1.2	707.0	704.8	703.1	68	47	39	N	0	N	1	NE	1	0	7	1	.	
5	2.9	9.4	6.7	6.3	–0.4	702.8	702.9	703.8	77	62	87	NE	0	W	1	W	0	10	9	10	0.4	
6	4.3	12.6	8.0	8.3	1.4	704.2	703.3	702.9	89	46	65	SE	0	NE	0	SW	0	8	2	0	.	
7	5.5	14.0	9.4	9.6	2.6	703.2	701.9	700.1	85	47	64	SE	0	NE	1	N	0	8	3	9	.	
8	6.2	16.3	9.5	10.7	3.6	699.4	698.7	698.8	82	**80**	73	SE	0	NW	0	W	0	9	8	0	**13.4**	
9	6.0	7.7	5.5	6.4	–0.9	700.4	701.2	706.7	87	79	84	SW	0	E	0	SW	1	10●	10	10	2.9	● $3^{1}/_{2}$-8, $13^{1}/_{4}$-$14^{3}/_{4}$, 19-$19^{1}/_{2}$
10	1.5	10.8	9.4	7.2	–0.2	706.9	706.8	707.4	89	41	54	S	0	NW	1	SE	0	0	7	10	.	△ fr. [m.U.
11	7.3	15.4	12.3	11.7	4.1	707.5	705.7	705.6	79	36	69	SE	0	NE	1	SW	0	7	0	10	.	
12	9.0	17.0	11.3	12.4	4.7	707.7	708.7	711.2	78	49	86	SE	0	SE	0	SW	1	10	7	10	7.3	● $9^{1}/_{4}$, $20^{3}/_{4}$–n
13	8.8	14.4	9.4	10.9	3.0	713.5	713.5	714.2	90	65	81	NE	0	NE	1	NE	0	10	8	0	.	● n–2, $4^{1}/_{2}$–$6^{1}/_{2}$
14	6.0	16.7	14.0	12.2	4.2	715.6	715.6	716.5	92	60	67	SE	0	SW	1	SW	0	7	2	2	.	≡ n–7, △ fr.
15	11.2	19.8	16.8	15.9	7.8	**718.8**	717.0	717.2	85	46	63	SE	0	NNW	0	S	0	1	3	0	.	
16	11.2	**22.8**	16.7	16.9	8.6	718.1	716.7	715.8	**87**	37	70	SE	0	SW	0	N	0	1	2	0	.	△ fr.
17	12.5	22.2	17.0	17.2	8.8	713.8	711.0	708.1	83	36	61	SE	0	W	1	SW	0	8	1	0	.	
18	13.1	17.7	14.2	15.0	6.5	708.3	708.7	710.3	52	40	58	W	1	WSW	3	W	0	4	6	10	0.0	●° $8^{3}/_{4}$–9
19	11.5	17.0	12.1	13.5	4.8	710.2	709.2	710.0	80	50	84	NE	0	W	1	W	0	10	9	10	6.1	● 20–n m.U.
20	9.9	13.0	7.7	10.2	1.4	711.8	712.8	715.2	89	61	80	N	0	W	1	SE	0	10	10	0	.	● n–$1^{3}/_{4}$ m.U.
21	5.0	14.5	12.0	10.5	1.5	714.7	712.6	708.9	89	41	59	SE	0	NE	0	ENE	0	1	6	10	.	△ fr.
22	9.3	13.7	8.5	10.5	1.4	702.9	697.7	**697.4**	74	65	76	NE	1	NE	1	W	2	10	10	10	1.6	● 16–$16^{3}/_{4}$ m.U.
23	6.7	11.6	7.0	8.4	–0.8	701.3	703.5	704.2	81	64	87	W	1	W	2	W	0	10	8	10	1.2	● $16^{1}/_{4}$–$22^{1}/_{4}$ zeitw.
24	6.5	11.8	8.4	8.9	–0.5	702.5	700.0	700.3	88	50	46	W	1	SW	2	SW	1	8	8	10	0.5	● $0^{1}/_{4}$–$0^{1}/_{2}$, $6^{3}/_{4}$, $8^{1}/_{2}$
25	6.2	11.4	7.6	8.4	–1.1	703.2	704.1	705.2	71	53	58	SW	1	SW	1	S	0	10●	7	0	0.6	●° $6^{3}/_{4}$–$7^{1}/_{2}$, ● 8–9
26	6.0	12.0	10.5	9.5	–0.1	705.0	704.9	705.6	82	60	56	SE	0	SW	1	SW	0	10	9	8	.	
27	8.3	16.6	8.7	11.2	1.4	707.7	706.2	708.5	78	44	78	NE	0	NE	1	SW	0	0	3	8	0.1	
28	7.4	14.2	9.0	10.2	0.3	712.1	712.6	713.2	89	57	76	SW	0	NE	0	W	1	10	9	10	.	●° $4^{1}/_{4}$–$5^{1}/_{4}$
29	6.4	17.3	14.9	12.9	2.9	711.8	709.4	707.5	89	60	56	E	0	NE	1	SE	0	1	3	10	.	
30	10.5	21.5	15.2	15.7	5.5	707.5	707.4	706.0	77	43	70	SE	0	SW	0	SE	0	3	4	10	.	
Mittel	7.0	14.7	10.5	10.7	—	707.9	707.2	707.4	82	51	68							6.3	5.5	5.9	Summe 35.2	

$\lambda = 6^{0}\,57'$, $\beta = 47^{0}\,0'$,
$Hb = 487.3^{m}$, $G = 0.06$ ‰.

Neuchâtel.

April 1934.
Beobachter: *Observatorium.*

1	5.5	15.7	9.2	10.1	3.4	713.8	712.7	712.5	88	56	73	NE	0	SE	1	NE	0	0	1	0	.	
2	4.7	17.5	9.4	10.5	3.7	713.8	713.3	713.8	93	48	81	E	0	SE	1	N	0	1	2	7	5.6	●^{3} 15–$15^{3}/_{4}$, ● ▲sch. $17^{3}/_{4}$
3	6.3	15.9	9.2	10.5	3.5	715.4	714.6	715.4	91	54	41	NE	0	SE	1	NE	3	6	6	0	.	●tr. p zeitw.
4	**2.6**	11.1	8.0	7.2	0.1	714.8	712.4	710.6	59	40	**86**	E	2	E	2	NE	2	3	5	1	.	
5	3.9	5.9	5.9	5.2	–2.0	710.3	710.7	711.3	71	71	95	E	1	SW	1	SW	1	10	10	10●	**6.9**	● $8^{1}/_{4}$–13 m.U., $17^{3}/_{4}$–n
6	4.4	14.3	7.2	8.6	1.2	711.9	710.7	710.1	100	59	79	E	1	SE	1	N	0	10≡	2	0	.	≡ n–$10^{1}/_{2}$
7	6.6	16.1	9.6	10.8	3.3	710.7	709.4	707.5	88	45	71	NW	0	SE	1	NE	0	9	2	2	.	
8	6.5	14.7	9.8	10.3	2.6	706.7	706.3	706.5	82	47	74	E	0	SW	1	W	1	9	9	3	4.0	
9	6.6	9.5	6.2	7.4	–0.4	707.5	708.7	714.1	91	73	74	E	0	W	2	W	1	10●	9	10	1.3	● n–$11^{1}/_{2}$ m.U., p zeitw.
10	3.0	12.2	8.9	8.0	0.1	714.5	714.3	714.9	83	40	72	SE	1	SE	0	SW	1	0	6	10	.	
11	8.8	17.4	11.4	12.5	4.4	715.1	713.3	712.8	70	43	70	S	1	SE	1	SE	0	5	1	10	.	
12	9.0	17.1	10.8	12.3	4.1	715.3	717.5	718.7	91	59	83	NE	1	SW	1	NW	2	10	7	10	3.2	●tr. n, ●sch. $20^{3}/_{4}$–n zeitw.
13	8.5	15.2	11.1	11.6	3.3	721.1	720.9	721.6	96	66	74	NE	1	E	1	NE	1	10	5	7	.	
14	7.3	18.7	16.0	14.0	5.5	723.3	723.1	723.8	93	61	58	NE	1	W	1	W	1	9	2	9	.	
15	10.9	22.7	15.0	16.2	7.6	725.7	724.4	724.4	81	48	69	E	1	SE	1	SW	0	2	1	0	.	
16	11.3	22.4	16.5	16.7	8.0	**725.8**	724.3	723.0	86	50	64	SE	1	SE	1	E	0	2	4	6	.	
17	11.5	**24.4**	15.6	17.2	8.3	721.5	717.8	715.3	92	46	79	SE	1	S	1	NE	1	5	3	0	.	
18	14.2	16.2	14.0	14.8	5.8	715.6	716.5	717.6	58	60	54	SW	2	SW	3	SW	1	5	6	10	.	
19	11.3	19.2	13.7	14.7	5.6	717.5	716.5	717.4	77	51	64	NE	1	SE	1	NW	3	7	7	8	0.1	●tr. $21^{1}/_{2}$–n zeitw.
20	9.8	10.4	8.4	9.5	0.2	719.6	720.8	722.6	89	77	68	NE	1	SW	1	SW	0	10●	10●	3	0.5	●° a, p
21	6.2	16.1	13.4	11.9	2.5	722.4	720.1	716.2	90	49	50	SE	1	S	1	NE	1	3	3	10	0.8	
22	9.2	13.0	8.2	10.1	0.6	708.6	**704.2**	705.5	84	68	86	E	1	NE	1	SW	2	8	9	10	6.3	● 16–n m.U.
23	6.8	9.3	7.5	7.9	–1.8	709.4	711.2	711.7	91	83	87	SW	2	W	2	W	1	9	10●	9	0.4	●tr. zeitw.
24	6.4	11.1	8.1	8.5	–1.3	710.1	707.8	707.6	88	56	60	SW	1	SW	3	W	1	10●	7	9	.	●tr. $7^{1}/_{4}$–$7^{3}/_{4}$
25	6.7	13.5	6.6	8.9	–1.1	710.8	711.6	712.8	75	52	70	SW	2	SW	2	W	0	10	4	0	.	
26	5.7	16.0	10.9	10.9	0.8	712.6	712.4	713.2	82	56	56	NE	0	SW	1	SW	0	9	3	5	.	●tr. $8^{1}/_{2}$
27	8.3	16.8	8.2	11.1	0.9	715.2	713.7	716.1	77	43	89	E	1	S	1	NE	0	0	9	9	3.0	●sch. $17^{3}/_{4}$, $19^{1}/_{2}$
28	6.5	9.5	7.5	7.8	–2.5	719.9	720.8	720.8	93	80	90	SW	1	SW	1	NW	0	10●	10	6	0.5	●° a m.U.
29	4.9	17.8	15.4	12.7	2.2	719.5	716.8	715.0	100	63	59	S	0	S	1	N	0	10≡	5	10	.	≡ n–10
30	10.9	19.9	14.8	15.2	4.6	715.1	715.1	713.4	84	46	66	SE	1	SW	2	NW	0	5	5	8	.	
Mittel	7.5	15.3	10.6	11.1	—	715.4	714.7	714.9	85	56	70							6.6	5.4	6.1	Summe 32.6	

April 1934.
Beobachter: Frl. *H. Nager.*

Altdorf.

$\lambda = 8^{\circ}\,39'$, $\beta = 46^{\circ}\,53'$,
$Hb = 456.3^{m}$, $G = 0.05$ ‰.

Tag	Lufttemperatur					Luftdruck			Relative Feuchtigkeit			Windrichtung und Stärke			Bewölkung			Niederschlag	Witterung
	7^{30}	13^{30}	21^{30}	Mittel	Abweich. vom Normalst.	7^{30}	13^{30}	21^{30}	7^{30}	13^{30}	21^{30}	7^{30}	13^{30}	21^{30}	7^{30}	13^{30}	21^{30}		
1	5.2	12.7	8.4	8.8	1.4	716.3	715.3	715.3	93	54	72	SE o	NW o	NW o	2	2	0	.	
2	4.6	13.7	10.4	9.6	2.1	716.1	715.5	717.4	92	51	70	NE o	NW o	NW o	1	2	10●	1.5	● $18^{3}/_{4}$–n
3	7.5	14.5	7.9	10.0	2.4	717.6	716.4	718.2	93	45	54	E o	NW 1-2	E o	8	4	0	.	
4	2.0	8.3	6.7	5.7	−2.1	717.4	714.9	714.6	76	46	53	E o	NWo-1	NE o	3	6	4	1.2	
5	4.5	9.0	5.8	6.4	−1.5	713.2	712.5	714.1	93	62	94	NE o	NW o	NW o	10●	10	7	3.8	● zeitw.
6	5.2	14.2	10.4	9.9	1.9	713.7	712.7	713.0	74	38	36	W o	NWo-1	SE 1	0	3	0	.	
7	12.7	15.0	12.8	13.5	5.3	713.8	711.3	711.0	59	40	30	S o	NWo-1	SE 1-2	0	3	0	.	
8	12.9	17.3	15.0	15.1	6.8	708.8	709.6	709.2	32	28	30	E o-1	SE 2	SE o-1	3	7	0	.	
9	9.4	11.4	7.8	9.5	1.1	709.4	711.2	716.2	74	63	67	S o	NW o	NWo-1	10	10	10	5.6	● a, p zeitw.
10	6.4	12.0	8.8	9.1	0.6	717.4	716.4	718.4	77	37	57	E o	NWo-1	NW o	6	7	10	.	
11	9.1	16.3	13.2	12.9	4.2	717.7	714.7	715.3	60	41	38	S o	NWo-1	SE o-1	5	2	0	.	
12	14.1	17.3	12.4	14.6	5.8	717.6	718.4	720.8	42	43	54	E o	NW 1-2	SE o	6	3	0	0.0	
13	9.7	13.3	9.5	10.8	1.8	723.8	723.4	724.4	93	64	92	NW o	NW 1-2	E o	10	9	3	.	●° n (12./13.)
14	8.6	16.3	14.6	13.2	4.1	725.9	725.0	726.9	90	50	55	NW o	NWo-1	NW o	7	7	6	.	
15	11.8	21.2	13.0	15.3	6.1	**728.4**	726.2	727.4	69	40	49	SE o	NW o	E o	4	6	0	.	
16	11.9	22.1	16.3	16.8	7.4	728.2	725.9	726.2	67	43	51	S o	NW o	SE o	0	1	0	.	
17	15.4	**28.0**	22.0	12.8	12.3	723.3	719.6	718.4	58	**21**	30	NW o	SE 1	S 1	6	6	0	.	
18	16.6	18.3	13.7	16.2	6.6	716.8	717.7	719.7	45	43	68	N o	NW 1	W o	3	6	7	.	
19	10.3	17.7	12.5	13.5	3.8	720.1	719.3	720.0	84	48	64	NE o	NW o	SW o	6	8	8	.	
20	11.0	14.3	8.9	11.4	1.5	722.0	722.0	725.7	86	52	96	NW o	NW 1-2	SE o	10	8	10	5.5	● $15^{1}/_{2}$–20
21	9.0	16.3	11.8	12.4	2.4	724.5	721.7	719.2	78	39	68	NW o	NWo-1	NW o	5	7	8	0.8	
22	9.8	11.0	10.3	10.4	0.3	711.3	708.1	**706.8**	83	80	72	W 1	E o-1	NE o	10●	10●	8	16.0	● 8-10, p
23	8.0	11.9	7.9	9.3	−1.0	711.5	713.3	714.1	96	65	93	W o	SW o	NW o	10●	10	10	**16.2**	●|
24	4.9	10.7	9.9	8.5	−1.9	713.1	711.4	710.7	94	56	36	SE o	NW o	W o	10●	7	7	8.7	●|
25	6.8	11.3	6.9	8.3	−2.2	713.3	714.4	715.5	78	53	73	SE o	NW 1	SE o	7	8	2	.	
26	4.1	14.1	8.7	9.0	−1.6	715.2	714.0	716.2	78	39	69	E o	NW 1	SE o	3	8	2	.	
27	8.3	18.7	12.2	13.1	2.3	717.7	716.2	717.8	70	31	53	E o	S 1	NW o	4	2	6	.	
28	9.8	14.7	11.0	11.8	0.9	722.2	722.1	723.5	78	56	75	NW o	NW o	N o	10	6	5	.	
29	7.7	20.9	18.3	15.6	4.6	721.9	719.2	718.4	96	28	30	E o	S 1	S 1-2	3	4	4	.	
30	18.0	23.7	19.7	20.5	9.4	717.4	717.2	717.3	33	26	29	SE o-1	S 2-3	S 2	3	2	7	.	
Mittel	9.2	15.5	11.6	12.1	—	717.9	716.9	717.7	75	46	59				5.5	5.8	4.5	Summe 59.3	

April 1934.
Beobachter: *Observatorium.*

Genf.

$\lambda = 6^{\circ}\,9'$, $\beta = 46^{\circ}\,12'$,
$Hb = 405.0^{m}$, $G = 0.02$ ‰.

1	5.5	12.5	12.2	10.1	3.8	721.2	720.4	720.0	93	68	72	SE o	NNE o	SW 1	0	1	9	.	●° $21^{1}/_{2}$, ⊤ $16^{1}/_{4}$
2	5.6	14.4	13.8	11.3	4.9	720.9	720.7	721.0	88	55	66	SW o	NNE 1	NNE o	1	2	1	.	
3	7.0	13.2	9.5	9.9	2.7	722.5	722.1	722.1	90	58	80	NNE 1	NNE 2	SE o	3	8	2	.	
4	5.0	8.6	7.4	7.0	−0.1	722.0	719.5	718.1	65	61	90	NNW 1	NNE 1	NW 1	2	1	2	2.3	● 16, n
5	5.4	5.6	7.4	6.1	−0.9	717.7	717.8	718.5	84	91	89	NW 1	W 1	NE o	10	10	3	6.4	● a, p
6	3.3	12.0	9.2	8.2	0.9	719.1	717.8	718.0	100	63	73	SE o	NNE 1	SW 1	10	2	10	0.1	●° $17^{1}/_{4}$, $20^{1}/_{4}$, n, ≡ a
7	8.4	16.0	9.0	11.1	2.9	719.3	716.4	714.5	86	53	76	NE o	W 1	SW 1	7	3	10	.	
8	8.8	15.4	9.6	11.3	3.1	713.8	714.1	714.8	82	55	74	NW o	SE 1	NW 1	10	8	10	1.4	●° a, p, ● n
9	7.1	11.0	6.8	8.3	0.0	715.2	717.2	722.1	95	63	76	NNE 1	SW 1	SW 1	4	10	0	.	●° $10^{1}/_{2}$
10	2.2	9.8	8.7	6.9	−0.7	722.3	721.7	721.1	89	52	77	SE o	NNE 1	NE 1	0	10	2	.	
11	7.3	15.3	13.1	11.9	4.0	722.4	720.2	720.1	81	54	71	E o	NNE 1	SW o	7	1	9	.	
12	10.0	17.2	10.2	12.5	3.5	722.5	724.0	727.3	83	56	86	NE 1	SW 1	SW 1	10	3	10	5.7	●° 9, ● $18^{1}/_{4}$
13	9.6	14.5	11.8	12.0	3.4	728.5	728.3	728.8	96	64	76	SW o	NNE 1	NE o	10	2	0	.	●° a
14	8.8	18.2	15.6	14.2	5.9	730.6	729.6	731.4	89	61	69	E o	NW 1	SW o	7	5	2	.	
15	10.7	18.5	14.8	14.7	5.9	**733.2**	732.0	731.7	81	62	75	NW o	NNE 1	NNE o	0	0	0		
16	13.0	21.2	17.3	17.2	8.3	732.9	731.2	730.4	80	58	70	E o	NNE 1	E o	0	4	0	.	
17	11.6	**25.5**	17.4	18.2	8.9	728.6	725.2	722.7	86	**44**	67	E o	SSW 1	SSW 1	2	1	0	.	
18	13.4	16.8	13.7	14.6	5.2	723.6	724.3	724.6	64	63	53	SSW 2	SW 2	SW 1	3	7	9	.	
19	11.0	19.6	13.5	14.7	5.1	725.2	723.8	725.1	72	50	58	SSE o	SSW 1	SSW 1	8	8	9	.	
20	10.9	12.2	9.6	10.9	1.1	727.2	729.0	729.4	76	71	74	SSW 1	SSW 1	NE o	10	9	9	0.2	●° a
21	5.8	14.2	13.4	11.1	2.1	729.8	727.2	723.3	90	53	53	NE o	NNE 1	NE o	0	5	10	4.4	● n (11./12.)
22	10.0	12.5	7.4	10.0	−0.4	715.3	**712.0**	714.1	92	74	85	NNE 1	NE 1	SW 1	8	9	10	**17.5**	●° a, ● p, n
23	7.4	12.8	8.4	9.5	−0.7	717.5	718.6	718.8	83	66	83	SW 1	SW 2	SW 1	10	8	9	2.5	● a, p
24	7.6	12.8	8.7	9.7	−0.6	718.2	715.2	716.1	80	47	66	SW 1	SSW 2	SSW 2	10	9	9	0.2	●° a-n
25	6.3	12.6	8.7	9.2	−1.1	718.9	719.6	720.0	82	56	62	SSW 1	SSW 2	SW o	9	2	0	0.2	●° n (25./26.)
26	8.5	15.6	11.0	11.7	1.2	720.0	720.0	721.1	76	56	58	W o	SW 1	SW 1	10	7	3	0.1	●° a
27	10.8	14.4	9.1	11.4	0.4	722.1	722.5	724.0	75	60	66	SW o	SW 1	NNE o	2	10	10	14.5	● p, n
28	5.6	8.5	6.7	6.9	−3.7	727.2	728.6	727.9	94	82	95	SW o	NE o	NNE o	10	10	10	5.8	● a, p, ≡ n
29	5.0	12.5	14.6	10.7	0.9	727.0	724.1	722.3	100	88	83	NNE 1	NNE 1	SE o	10	4	9	.	≡ a
30	10.4	16.8	14.3	13.8	3.0	723.0	722.7	721.0	96	60	67	SW 1	NE 1	NE o	10	10	9	.	
Mittel	8.1	14.3	11.1	11.2	—	722.9	722.2	722.3	85	61	73				6.1	5.6	5.9	Summe 61.3	

$\lambda = 8^{\circ}\,33'$, $\beta = 47^{\circ}\,25'$.
$H_b = 493.2^{m}$, $G = 0.08\ ^{m}/_{mn}$.

Zürich.

April 1934.
Beobachter: *Meteorol. Zentralanstalt.*

Tag	Lufttemperatur					Luftdruck			Relative Feuchtigkeit			Windrichtung und Stärke			Bewölkung			Niederschlag	Witterung
	7^{30}	13^{30}	21^{30}	Mittel	abweich. vom Normalst	7^{30}	13^{30}	21^{30}	7^{30}	13^{30}	21^{30}	7^{30}	13^{30}	21^{30}	7^{30}	13^{30}	21^{30}		
1	5.1	13.8	9.1	9.3	2.7	713.3	712.6	711.9	95	56	75	SSW 0	NNE 2	ESE 0	0	1	0	.	
2	4.2	17.3	10.4	10.6	3.9	712.9	712.5	713.2	98	44	59	NE 2	WNW 1	ESE 0	0	2	2	.	
3	3.6	15.4	5.9	8.3	1.4	715.0	714.5	715.4	60	41	39	NW 1	ENE 1	ENE 3	1	1	0	.	
4	−0.2	12.4	5.2	5.8	−1.2	714.6	712.1	710.9	68	**30**	56	NNE 1	ENE 2	ENE 2	0	1	0	.	☾°
5	**−0.4**	11.4	8.6	6.5	−0.6	710.3	709.2	710.3	99	48	73	NNE 1	WNW 1	SSW 1	3	9	7	0.6	☾¹
6	6.8	16.5	9.3	10.9	3.6	711.1	710.1	709.2	87	38	55	SE 1	NNW 1	ESE 0	6	4	0	.	●sch. 4
7	5.5	17.6	10.4	11.2	3.8	710.1	708.5	707.2	90	36	47	ESE 1	W 1	SE 1	1	4	0	.	
8	7.5	20.3	10.8	12.9	5.4	705.8	705.5	705.0	70	32	52	WNW 0	WSW 1	SE 0	6	3	1	0.0	
9	8.4	10.2	5.8	8.1	0.4	706.4	707.5	712.9	80	67	81	WNW 1	SSE 1	WSW 2	10	10	10●	4.8	● 15½–17¼, ●° a, abds.
10	4.7	14.3	9.4	9.5	1.7	714.0	713.4	714.3	66	35	54	SSE 0	SSW 1	SE 1	1	4	10	.	
11	7.8	20.5	11.8	13.4	5.5	714.3	712.5	712.0	73	39	70	ESE 1	W 1	ESE 0	2	1	0	.	
12	10.0	20.0	13.2	14.4	6.3	714.4	715.6	717.2	79	43	65	E 1	WNW 1	WNW 2	9	4	10	0.4	●° 9–9¼, ● 23¼–24
13	8.6	13.6	11.4	11.2	3.0	720.5	720.7	721.1	100	63	81	NW 1	WNW 2	NNW 1	10	10	10	.	●tr. a zeitw.
14	7.1	21.1	15.5	14.6	6.2	722.5	721.9	723.0	98	41	60	N 0	WNW 0	SSE 1	7≡	7	8	.	
15	12.8	24.3	16.6	17.9	9.4	**725.2**	723.5	723.6	75	35	63	SE 1	ENE 1	SE 0	4	5	0	.	
16	12.4	27.8	17.4	19.2	10.6	724.6	723.1	722.2	83	32	52	SE 0	SSW 1	SSW 1	2	2	0	.	
17	14.2	**28.6**	19.4	20.7	11.9	720.4	716.8	714.1	76	34	53	ESE 0	W 1	ESE 1	7	3	0	.	
18	13.1	20.4	13.8	15.8	6.9	715.1	715.2	717.1	64	40	70	WNW 2	WSW 3	NNE 1	1	6	10	0.1	●tr. abds.
19	11.8	18.3	11.2	13.8	4.8	716.8	716.2	716.8	78	54	100	E 0	E 1	N 1	10	7	9	**4.9**	● 19⅝–22⅝ m.U., ⊕ p
20	9.4	13.9	9.1	10.8	1.6	719.0	719.3	721.7	100	58	80	SE 0	SSW 1	SSE 1	10	10	9	2.3	● 4½–6, 15¼–17⅝, ●tr. abds.
21	7.9	17.2	12.2	12.4	3.1	721.5	719.8	715.9	92	40	55	SSE 0	WNW 1	ENE 2	0	6	10	.	
22	8.3	16.0	9.8	11.4	1.9	709.3	704.5	**708.4**	81	58	69	WNW 1	NNW 2	WSW 3	10	10	4	2.9	● 14½–17¼
23	7.9	14.3	7.2	9.8	0.2	708.0	709.7	710.9	72	46	100	WSW 2	WSW 3	WNW 1	8	7	10●	4.2	● 20½–24
24	6.7	9.3	9.0	8.3	−1.4	709.4	708.1	707.5	91	67	59	SE 2	SSE 2	NW 0	10	10	8	2.8	● 10⅝–11¼, ●tr. 13–14
25	7.9	11.1	7.5	8.8	−1.1	710.3	711.4	711.8	74	52	70	SSE 1	S 1	SSE 1	6	7	0	.	
26	6.0	15.6	9.8	10.5	0.5	711.9	711.4	712.5	82	43	72	ESE 0	SSW 2	SE 1	10	9	8	.	●tr. 9⅝
27	9.6	19.0	8.6	12.4	2.3	714.7	713.4	715.1	68	38	83	ESE 1	E 1	WNW 2	2	1	1	.	
28	7.8	16.0	11.1	11.6	1.3	719.3	719.3	720.0	83	51	67	NW 1	NW 1	NW 1	10	3	10	.	
29	7.3	22.0	14.9	14.7	4.3	718.7	716.0	714.8	90	38	50	S 0	SE 1	S 0	1	3	10	.	
30	11.4	25.6	17.4	18.1	7.6	714.4	713.8	713.2	84	32	43	E 0	NNE 2	ESE 2	5	5	4	.	
Mittel	7.8	17.5	11.1	12.1	—	714.8	713.9	714.1	82	44	65				5.1	5.2	5.0	Summe 23.0	

$\lambda = 8^{\circ}\,30'$, $\beta = 47^{\circ}\,3'$.
$H_b = 1787.3^{m}$, $G = -0.11\ ^{m}/_{mn}$.

Rigi-Kulm.

April 1934.
Beobachter: *J. Steiner.*

1	2.3	4.7	3.2	3.4	4.8	608.5	608.5	608.4	64	58	67	S 0	S 0	SE 2	0	2	1	.	△sch. 16 ✳
2	2.1	6.2	2.4	3.6	4.9	608.4	609.3	609.7	52	62	74	S 0	SE 1	SE 0	0	2	1	1.1	△ seit 16 zeitw. ✳
3	1.1	3.4	−1.5	1.0	2.2	609.8	610.0	607.8	84	77	56	NE 1	W 0	W 1	1	3	4	.	
4	−1.6	−0.4	−1.8	−1.3	−0.2	607.4	606.6	605.2	**30**	60	62	NW 0	E 0	E 1	0	1	0	.	
5	−2.1	2.1	−1.1	−0.4	0.6	604.1	604.9	606.2	93	71	100	W 1	W 0	NW 1	7	5	4	.	
6	0.8	4.0	1.0	1.9	2.8	606.4	606.4	606.3	78	56	81	S 1	E 1	E 1	0	3	0	.	
7	0.4	4.5	2.0	2.3	3.1	605.9	605.6	603.7	85	52	48	SW 0	ESE 1	SE 2	0	2	1	.	
8	2.8	5.2	4.1	4.0	4.7	603.0	603.7	603.3	50	49	61	SSE 1	SSE 3	S 3	1	3	4	1.5	
9	−1.3	−1.8	−3.2	−2.1	−1.6	602.3	603.1	606.8	98	98	100	W 2	W 2	W 3	10*	10*	10≡	14.5	*° a, p zeitw.
10	**−4.2**	1.0	0.0	−1.1	−0.7	607.6	608.8	609.5	100	92	81	W 1	W 1	SW 1	1	1	1	.	✳
11	1.5	6.4	4.7	4.2	4.5	610.0	609.7	609.5	70	53	50	WNW 1	S 1	SW 1	1	0	3	.	
12	4.5	6.7	3.0	4.7	4.9	611.2	612.7	613.8	54	59	90	SSE 2	NE 1	SW 1	9	5	7	0.4	
13	2.8	7.8	3.2	4.6	4.7	614.8	615.4	616.3	100	65	77	SW 1	SE 1	SE 0	10≡	5	0	.	≡ a
14	4.6	8.8	8.0	7.1	7.1	617.7	618.6	619.9	68	59	62	SE 0	S 1	SW 1	5	3	4	.	
15	7.2	11.2	10.6	9.7	9.6	621.1	621.1	621.6	64	44	56	SW 1	SE 1	E 1	1	4	0	.	
16	10.4	13.2	12.0	11.9	11.7	**621.9**	621.5	621.1	56	48	54	W 1	SSW 1	W 1	0	1	2	.	
17	12.8	**14.3**	11.4	12.8	12.5	618.8	616.9	514.4	31	31	37	W 1	S 2	S 2	7	5	0	.	
18	4.4	8.2	4.8	5.8	5.4	612.0	612.4	613.5	76	64	88	W 1	W 1	W 1	1	7	8	.	
19	3.8	6.7	4.6	5.0	4.5	612.6	613.0	613.4	82	61	79	NNW 1	W 1	S 1	9	7	2	1.2	
20	2.1	1.9	−0.6	1.1	0.4	613.8	614.5	616.0	100	99	100	W 1	W 1	W 1	10≡	10≡	9	6.4	≡ n–18, ∔ 14½–18
21	0.1	5.8	4.2	3.4	2.6	615.6	615.1	612.3	89	60	74	SE 0	E 1	SE 1	7	7	5	.	✳
22	5.0	6.4	1.2	4.2	3.3	606.0	**600.5**	600.9	59	82	100	SSE 4	SW 2	W 1	10	10●	10≡	**15.4**	● 13½–14½, ≡ 16–17½, 20–n
23	−2.0	0.0	−0.2	−0.7	−1.8	603.3	605.7	605.9	100	100	100	W 2	W 2	W 1	10≡	10●	10	13.0	*° p zeitw., ≡ zeitw. ✳
24	−1.5	2.1	0.4	0.3	−0.9	604.2	603.4	603.4	100	81	73	W 1	SW 1	SW 1	10≡	7	2	4.6	*° 8–12 ✳
25	−1.5	4.0	−0.6	0.6	−0.7	604.9	606.4	607.1	100	65	59	W 1	SW 1	W 1	10≡	10≡	0	.	
26	1.0	4.0	1.6	2.2	0.8	607.0	607.5	609.0	57	69	76	NW 1	W 1	W 1	5	10	5	.	
27	1.8	6.6	4.5	4.3	2.8	609.9	609.4	611.0	77	51	65	NW 1	SSE 2	SE 2	2	2	0	.	
28	0.6	5.8	2.2	2.9	1.2	613.4	614.6	615.0	100	64	100	W 1	NE 1	SE 1	10≡	8	10≡	.	
29	5.2	8.3	7.5	7.0	5.2	613.7	613.1	612.8	42	39	46	SE 4	SE 3	SE 3	0	2	4	.	
30	8.2	12.0	8.7	9.6	7.7	612.0	612.9	611.7	44	39	44	SE 2	SE 1	S 3	3	2	2	.	
Mittel	2.4	5.6	3.2	3.7	—	610.2	610.4	610.5	73	64	72				4.7	4.9	3.6	Summe 58.1	

April 1934.
Beobachter: *G. Krättli.*

Bevers.

$\lambda = 9^\circ 53'$, $\beta = 46^\circ 33'$,
$H_b = \text{ca. } 1710^m$, $G = -0.12\ ^m/_m$.

Tag	Lufttemperatur					Luftdruck			Relative Feuchtigkeit			Windrichtung und Stärke			Bewölkung			Niederschlag	Witterung
	7^{30}	13^{30}	21^{30}	Mittel	Abweich. vom Normalmittel	7^{30}	13^{30}	21^{30}	7^{30}	13^{30}	21^{30}	7^{30}	13^{30}	21^{30}	7^{30}	13^{30}	21^{30}		
1	-6.4	5.4	-1.2	-0.7	0.8	616.0	615.2	615.9	88	54	85	W 0	W 0	W 2	1	4	8		* p zeitw., ●° 20½–20¾
2	-5.0	6.4	0.1	0.5	1.9	615.8	615.4	616.5	82	51	90	S 1	S 0	W 1	5	6	0	0.8	
3	0.2	4.6	-3.0	0.6	1.8	615.3	614.5	615.0	86	48	88	S 0	NE 3	SSW 2	6	5	0	.	
4	-7.1	0.7	-5.5	-4.0	-2.9	613.9	612.3	611.9	84	**29**	79	SSW 1	E 2	W 1	3	1	2	0.0	
5	-7.4	0.4	-3.4	-3.5	-2.6	611.2	611.7	613.2	79	69	82	SE 0	S 4	W 2	2	4	2	.	
6	-3.1	3.2	-2.6	-0.8	0.0	613.7	612.8	613.5	75	57	85	NNE 0	S 2	W 2	10	1	1	.	
7	-5.3	4.7	0.5	0.0	0.6	612.8	612.4	612.7	86	54	87	NE 0	SW 2	NNW 2	2	4	10	0.1	*fl. 18½–19, 24
8	0.8	4.5	1.3	2.2	2.7	611.4	612.3	612.3	86	62	91	SSW 0	SW 0	N 0	9	8	10△	8.8	* p zeitw., △ 2½–n
9	0.4	2.0	-0.6	0.6	0.9	608.5	**608.4**	611.8	93	79	90	NE 1	NNE 1	S 1	10*	10△	9*	4.6	* 8¾–a, △ a–18 m.U., 23
10	-5.3	4.2	0.9	0.0	0.2	614.2	614.8	616.4	82	50	81	NE 0	SSW 1	NW 2	1	1	10	1.2	
11	0.2	5.4	0.0	1.9	1.9	616.9	616.7	617.6	88	61	85	SE 0	SW 3	W 2	10	1	0	.	
12	2.0	6.1	2.1	3.4	3.2	618.7	619.4	620.6	77	61	87	NE 0	SW 1	E 0	9	9	9	.	
13	1.7	6.7	2.9	3.8	3.4	621.6	622.2	623.1	87	68	86	SSE 0	SE 1	WNW 1	9	10	9	.	
14	2.4	9.8	1.3	4.5	4.0	624.5	624.7	626.7	84	53	85	S 1	S 1	W 1	4	1	0	.	
15	3.0	12.3	2.5	5.9	5.2	627.5	627.1	**628.3**	77	51	87	SE 0	S 0	NW 1	9	1	0	.	
16	0.0	10.0	2.9	4.3	3.5	**628.3**	627.6	627.8	91	46	84	S 1	S 2	WNW 0	0	1	0	.	
17	1.1	**14.0**	4.6	6.6	5.6	626.3	624.2	622.8	80	41	82	SW 1	SW 1	W 2	3	1	1	.	
18	1.6	13.1	3.5	6.1	4.9	620.1	619.1	620.0	89	49	75	NE 0	W 1	W 2	1	2	1	.	
19	1.0	9.2	4.0	4.7	3.3	620.3	619.9	620.9	85	53	79	SE 0	S 3	NW 0	1	2	1	.	⌴ fr.
20	1.8	9.2	4.0	5.0	3.5	620.6	620.5	621.5	84	56	85	W 0	SSW 3	SW 2	2	5	10●	2.5	●° abds., ⌴ fr.
21	1.7	9.4	3.9	5.0	3.3	621.6	620.9	619.6	86	53	88	NE 2	SSW 2	W 1	9	8	5●	6.5	●° 19½–n
22	3.2	1.7	1.1	2.0	0.2	615.3	610.5	609.4	88	95	93	NNE 0	NNE 3	SE 0	10●	10●	10●	**29.0**	● * p–n, ⊤ 14¼–14¾
23	1.2	2.0	-0.5	0.9	-1.1	610.2	612.6	612.5	88	82	93	SSW 1	WSW 1	WSW 0	10*	10*	10*	13.6	* 12½–n m.U., △ a–11½, 16–17
24	-0.2	2.4	-0.9	0.4	-1.8	611.1	610.9	611.5	88	65	79	NE 0	S 2	NW 1	10△	9	7	0.7	*fl. p ziw., △ 8–16¾ m.Um.
25	-0.1	5.2	-0.8	1.4	-0.9	612.0	612.4	613.7	72	49	73	SSW 1	S 1	W 2	9	9	6	.	
26	0.0	8.8	2.4	3.7	1.2	614.2	613.0	615.0	66	50	83	SE 0	SSW 1	W 1	9	6	8	.	
27	2.0	9.5	4.6	5.4	2.8	616.9	617.6	619.1	72	52	76	SSW 1	SSW 3	SSW 1	6	7	10	0.0	
28	4.2	10.7	1.3	5.4	2.6	620.2	621.0	622.6	80	50	87	S 1	SE 1	SW 1	9	9	1	0.0	●° n, a
29	4.8	10.6	4.4	6.6	3.7	622.3	621.1	620.5	55	44	81	SE 1	ENE 1	SSW 1	1	1	9	.	⌴ fr.
30	6.6	11.9	6.8	8.4	5.3	620.9	620.6	620.9	75	51	82	SSW 1	S 1	WSW 1	9	9	10●	0.2	
Mittel	0.0	6.8	1.2	2.7	—	617.4	617.1	617.8	82	56	84				6.0	5.2	5.3	Summe 68.0	

April 1934.
Beobachter: *Kapuzinerkloster.*

Sitten.

$\lambda = 7^\circ 21'$, $\beta = 46^\circ 14'$,
$H_b = 548.6^m$, $G = 0.00\ ^m/_m$.

1	6.8	17.8	12.0	12.2	4.1	709.0	706.4	707.6	60	30	42	N 1	N 1	N 1	6	8	4	.	
2	7.4	18.2	12.8	12.8	4.6	708.6	706.9	708.4	66	30	46	NW 1	NW 1	NE 1	5	4	7	0.3	
3	8.6	14.8	9.4	10.9	2.5	710.1	709.5	709.3	87	48	50	NE 1	NE 1	NE 1	8	7	0	.	●° n (2./3.)
4	5.8	14.8	8.2	9.6	1.1	708.5	705.6	705.1	80	41	58	NE 1	SW 2	W 1	7	6	3	.	
5	5.6	7.8	6.4	6.6	-2.1	705.1	705.6	706.8	80	90	90	W 1	W 1	W 1	10	10●	8	1.9	● a–16
6	5.6	15.4	11.4	10.8	2.0	707.1	705.1	705.8	88	33	33	W 1	W 1	W 1	3	2	5	.	
7	6.4	15.8	11.6	11.3	2.3	706.6	703.6	703.7	53	28	29	W 1	W 1	NE 3	3	4	1	.	
8	8.0	16.0	13.0	12.3	3.2	703.1	702.1	701.9	50	30	37	NE 1	NE 3	NE 3	7	10	10	2.7	
9	7.0	10.0	6.0	7.7	-1.5	702.4	703.7	708.4	98	61	72	SW 2	SW 1	W 2	10	10	6	3.2	● n–p zeitw.
10	**3.0**	15.8	9.4	9.4	0.0	710.0	708.5	709.7	89	28	46	W 1	W 1	W 1	0	5	10	.	
11	8.8	18.4	14.0	13.7	4.2	710.6	707.5	708.3	60	28	37	W 1	W 1	W 1	0	1	3	.	
12	10.0	19.4	12.8	14.1	4.4	711.5	710.0	708.0	57	31	61	W 1	W 1	W 2	10	2	10	.	
13	9.2	18.4	12.2	13.3	3.5	716.0	713.8	**716.1**	88	42	70	W 1	SW 1	SW 1	10	3	4	.	
14	9.6	21.0	14.4	15.0	5.0	718.5	716.8	718.9	69	29	52	W 1	W 1	W 2	10	3	1	.	
15	12.2	23.8	16.4	17.5	7.4	**721.2**	718.4	719.8	64	**27**	50	W 1	NW 1	W 2	1	1	0	.	
16	12.6	25.4	18.2	18.7	8.5	721.1	718.3	718.8	63	33	40	W 1	SW 1	SW 2	0	0	0	.	
17	15.4	**25.8**	19.6	20.3	9.9	717.6	713.1	611.7	47	37	41	N 1	NW 1	NE 1	8	3	0	.	
18	15.8	21.0	15.8	17.5	7.0	711.0	709.2	711.6	51	35	48	SW 2	SW 3	SW 1	5	3	8	.	
19	12.4	21.4	15.4	16.4	5.7	712.4	710.7	711.9	73	38	55	W 1	NW 1	NW 1	5	8	9	.	
20	12.0	16.6	12.6	13.7	2.9	714.1	713.2	716.7	63	46	55	NW 1	NW 2	SW 1	8	5	10	.	
21	9.4	19.6	13.8	14.3	3.4	716.9	713.4	711.4	70	39	50	NE 1	NW 1	NW 1	0	5	10	.	
22	11.6	9.0	8.6	9.7	-1.4	704.7	**701.2**	701.4	72	95	99	NE 2	NE 2	NE 1	8	10●	10●	**30.7**	● 10–n
23	8.8	14.6	6.8	10.1	-1.1	704.7	705.2	706.6	72	38	86	NE 1	NE 1	NW 2	8	6	10●	2.3	● 18½–n
24	6.6	13.6	9.4	9.9	-1.5	705.0	702.5	702.9	85	32	42	NW 1	NW 1	NW 1	9	5	7	.	
25	8.4	14.4	8.4	10.4	-1.1	705.4	705.2	707.7	67	38	52	NW 1	NW 2	NW 1	10	6	3	.	
26	7.4	17.0	10.4	11.6	0.0	708.0	706.0	707.8	65	33	50	NW 1	NW 2	NW 2	3	2	1	.	
27	9.8	18.0	10.2	12.7	0.9	710.6	707.8	710.7	63	28	62	NW 1	NE 1	NW 1	2	5	9	.	
28	9.6	15.0	8.8	11.1	-0.8	714.3	713.3	715.5	78	50	73	NW 1	NW 2	NW 1	9	4	2	.	
29	9.0	20.8	17.0	15.6	3.6	714.3	710.4	711.2	77	**27**	30	NW 1	NE 4	NE 3	0	5	10	.	
30	14.4	22.6	18.6	18.5	6.3	711.4	709.5	709.9	57	29	34	NE 1	NE 3	NE 3	7	10	8	.	
Mittel	9.2	17.4	12.1	12.9	—	710.7	708.7	709.8	70	39	53				5.7	5.1	5.6	Summe 41.1	

$\lambda = 8^{\circ}\,57'$, $\beta = 46^{\circ}\,0'$.
$Hb = 276.2$ m, $G = 0.03$ m/m.

Lugano.

April 1934.
Beobachter: *G. Vicari.*

Tag	Lufttemperatur					Luftdruck			Relative Feuchtigkeit			Windrichtung und Stärke						Bewölkung			Niederschlag	Witterung
	7^{30}	13^{30}	21^{30}	Mittel	Abweich. vom Normalst.	7^{30}	13^{30}	21^{30}	7^{30}	13^{30}	21^{30}	7^{30}		13^{30}		21^{30}		7^{30}	13^{30}	21^{30}		
1	9.4	12.0	8.4	9.9	0.8	732.8	732.3	732.7	81	61	94	NW	1	S	1	NE	1	5	7	10●	2.4	●tr. a, ●° 14½–16½, 20½– [22 m.U.
2	9.6	16.4	10.6	12.2	2.9	733.3	732.9	734.6	84	64	83	NW	1	S	1	E	0	7	5	10	.	
3	8.0	9.0	6.2	7.7	−1.7	735.0	735.7	736.4	58	44	54	SW	1	S	1	SW	1	10	10	10	.	
4	5.6	11.4	7.2	8.1	−1.4	734.6	732.9	731.4	52	37	57	SW	1	S	1	SW	1	10	9	10	.	
5	4.8	10.2	7.8	7.5	−2.2	730.9	731.3	732.5	68	51	66	N	1	SSE	1	N	1	10	10	10	.	
6	7.0	12.4	9.2	9.5	−0.3	732.2	731.2	731.2	76	42	63	NNE	1	S	1	N	1	10	10	10	.	
7	7.4	12.0	10.0	9.8	−0.1	730.5	730.1	730.0	78	52	78	N	1	SW	1	N	1	10·	10	10	10.1	● 15½–16 m.U., 22½–n
8	7.0	10.6	8.2	8.6	−1.5	730.2	730.3	729.4	96	76	92	N	1	SSW	0	WNW	1	10●	10	10●	41.1	● n–9½, ●° 14–n m.U.
9	7.2	12.4	7.0	8.9	−1.3	726.8	726.0	728.8	94	58	72	NNE	1	S	1	N	1	10●	6	0	10.6	● n–11½ m.U.
10	5.0	17.2	9.2	10.5	0.2	730.9	732.0	734.0	74	27	60	NNE	1	SSE	1	N	1	5	10	7	.	
11	6.0	17.6	11.4	11.7	1.2	735.3	734.6	735.3	87	62	72	NNE	1	SE	1	NE	1	0	1	10	.	
12	9.6	13.6	12.2	11.8	1.2	736.8	737.0	738.0	92	72	80	E	0	SE	1	NNE	1	10	10	10	3.8	
13	10.4	11.4	11.4	11.1	0.4	739.4	740.5	741.3	98	92	97	E	0	SSW	0	W	1	10●	10	10	2.3	●° n–n m.U.
14	10.2	20.4	13.6	14.7	3.8	742.4	741.6	742.7	97	48	66	N	1	E	1	N	1	3	10	0	.	
15	12.0	22.8	16.0	16.9	5.9	743.9	742.6	743.5	83	66	72	NNW	1	S	1	NNE	1	5	7	0	.	
16	11.4	26.0	17.6	18.3	7.2	744.2	742.6	742.2	83	71	74	N	1	S	1	N	1	0	0	0	.	
17	13.2	28.0	16.2	18.5	7.2	741.1	739.1	737.7	86	66	76	N	1	S	1	NE	1	6	0	0	.	
18	13.2	21.0	13.8	16.0	4.6	735.7	735.3	736.9	86	38	52	SE	0	S	1	NNE	1	3	1	0	.	
19	12.8	20.4	14.0	15.7	4.2	737.8	737.6	738.1	68	38	68	SE	0	S	1	S	0	8	6	10	.	●tr. 18, ●sch. 21¼
20	11.6	19.8	10.8	14.1	2.5	738.9	737.9	738.9	86	38	90	E	0	SE	1	ENE	0	1	8	10	8.6	●tr. 15, ● 16¾–17¾, n
21	9.6	19.6	10.8	13.3	1.5	739.3	737.7	738.0	93	63	96	N	1	ESE	1	NE	1	0	6	10●	35.1	●tr. 15, ● 16½–17½, 20½–n
22	9.6	9.2	9.8	9.5	−2.4	731.6	724.7	725.3	96	92	98	N	1	N	1	ENE	1	10●	10●	10●	80.8	● n–n, ⛆ 14¾
23	7.6	9.0	7.2	7.9	−4.2	728.3	730.4	730.9	94	76	96	N	1	N	1	N	1	10●	10	10	58.2	● n–13, 14½–19½ m.U., ●▲⛆ 12
24	6.4	8.8	6.2	7.1	−5.1	729.5	729.0	729.3	95	66	93	N	1	ENE	1	NNW	1	10	10	10	7.4	●° 10–13½, ●▲sch. 14, 17, [18–19½ zeitw.
25	5.2	16.0	10.0	10.4	−1.9	730.4	729.7	730.5	88	48	48	N	1	SE	1	N	1	8	3	0	.	
26	6.0	17.8	11.4	11.7	−0.8	730.7	729.1	731.7	74	34	50	E	1	S	1	NNE	1	9	10	3	.	
27	10.0	18.0	11.6	13.2	0.6	734.7	735.2	737.1	81	57	80	NE	0	SSW	1	S	1	10	7	10●	6.4	● 19–n m.U.
28	10.4	14.4	11.8	12.2	−0.5	739.0	739.8	739.4	94	61	70	N	1	SE	0	N	1	10●	10	3	0.3	● n–9½ m.U.
29	10.8	17.8	14.6	14.3	1.4	739.2	737.2	737.4	81	62	80	E	0	SE	1	N	1	8	10	10	5.2	
30	12.0	20.6	14.8	15.8	2.8	737.5	735.8	737.1	93	54	84	S	1	S	1	NE	1	1	6	10●	1.5	● n–6½, 17–17½, 20–21½ [m.U.
																					Summe	
Mittel	9.0	15.8	11.0	11.9	—	735.1	734.4	735.1	84	57	75							7.0	7.4	7.1	273.8	

$\lambda = 7^{\circ}\,35'$, $\beta = 47^{\circ}\,33'$.
$Hb = 318$ m, $G = 0.13$ m/m.

Basel.

April 1934.
Beobachter: *Astronom.-Meteorol. Anstalt.*

1	3.4	15.3	7.6	8.8	—	729.2	727.7	727.2	93	54	86	SW	1	N	1	S	1	10	1	0	.	
2	4.6	16.1	10.8	10.5	—	728.7	728.1	728.6	87	50	89	S	0	N	1	SE	1	10	3	5	.	⛆ abds.
3	6.5	15.6	8.6	10.2	—	730.5	729.7	730.7	64	50	30	E	1	N	1	E	1	2	1	0	.	△ fr.
4	3.0	12.5	7.1	7.5	—	730.2	727.6	726.2	47	24	46	E	2	NE	2	E	1	0	0	0	.	
5	2.6	13.8	9.2	8.5	—	725.6	724.3	725.5	72	35	79	E	1	N	1	NW	1	1	3	10	.	●° 21, ⌴ fr.
6	7.2	16.6	8.0	10.6	—	726.5	725.2	724.6	83	39	75	SE	1	NW	1	E	1	2	3	1	.	
7	6.1	16.9	8.2	10.4	—	725.4	723.7	722.6	72	42	83	E	1	NE	1	S	1	9	6	1	1.0	●° 5½, 9½, ● 13¾–14¼
8	7.2	19.3	9.8	12.1	—	721.6	721.1	720.6	77	37	76	SE	1	N	1	SW	1	3	4	1	4.5	
9	7.3	8.4	6.3	7.3	—	722.3	722.7	728.8	90	87	84	S	1	SW	1	SW	1	10●	10	10●	4.9	● 4¾–9¾, 13¼–14, 21½
10	4.2	13.7	9.6	9.2	—	729.6	729.0	729.5	80	35	65	E	1	NE	1	S	1	1	4	10	.	⌴ fr., ⊕ p
11	9.2	19.5	14.0	14.2	—	729.3	727.3	727.0	58	38	53	E	1	E	1	E	1	2	1	2	.	
12	10.1	18.6	13.0	13.9	—	729.7	731.1	733.6	68	51	68	SE	1	NW	1	W	1	10	9	10	4.5	●tr. 8¾, ⊕ a
13	8.1	10.8	6.5	8.5	—	736.7	737.0	737.0	93	81	96	W	1	NW	1	SW	1	10●	10	2	.	◐ 2¾–7½ m.U.
14	5.9	21.5	13.4	13.6	—	737.8	737.1	738.4	96	46	77	E	1	E	1	S	1	8	3	6	.	≡ 3–7
15	13.2	24.2	17.7	18.4	—	740.1	738.8	738.9	71	41	61	E	1	NE	1	E	1	3	2	1	.	⊕ p
16	12.9	28.9	15.4	19.1	—	739.9	737.9	737.0	74	39	77	E	1	SE	1	S	1	5	6	1	.	⊕° p
17	13.0	29.0	17.5	19.8	—	734.6	731.1	728.7	73	41	55	E	2	E	1	S	1	9	1	0	.	⊕ mtgs.
18	14.4	17.5	13.6	15.2	—	730.8	730.5	732.6	57	45	56	W	1	W	2	W	1	8	9	10	.	
19	11.6	21.6	12.3	15.2	—	732.3	730.8	732.8	69	41	69	E	1	NW	1	W	2	9	5	10	.	●° 9¼, 19½
20	9.9	12.6	5.8	9.4	—	734.4	735.1	737.2	86	68	88	SE	0	NW	2	SW	1	10	10	1	0.1	●tr. 8–9
21	7.7	16.6	11.4	11.9	—	737.4	735.1	731.4	73	46	64	E	1	WSW	1	E	1	1	3	10	.	△ fr.
22	8.3	13.0	9.8	10.4	—	725.5	720.7	718.6	77	68	76	SW	1	NW	1	SW	1	10	10	8	0.8	● 16¾–17¼, 19¼
23	8.6	12.8	5.6	9.0	—	723.5	725.4	726.5	65	57	94	W	2	W	1	SW	1	10	10	8	.	
24	8.2	13.2	9.7	10.4	—	724.6	722.0	722.6	67	52	43	SW	1	W	2	W	1	10	8	9	.	
25	6.4	12.7	5.1	8.1	—	725.9	726.5	727.2	79	51	80	SE	1	S	1	S	1	10●	9	0	0.1	●° a, p zeitw.
26	5.3	16.5	10.2	10.7	—	726.8	726.6	727.5	83	41	79	E	1	SW	1	SW	0	10	9	8	.	● 6, ●tr. 19
27	7.8	20.7	8.0	12.2	—	730.4	728.3	731.7	83	40	86	SE	1	SE	2	SW	1	4	2	8	0.1	
28	7.9	14.4	10.1	10.8	—	735.1	735.3	735.6	82	57	80	SW	1	NW	1	S	0	10	10	10	.	
29	8.3	20.3	13.2	13.9	—	734.8	731.8	730.0	82	51	87	S	1	NW	1	W	1	1	2	8	.	△ fr.
30	12.4	24.8	13.8	17.0	—	730.2	729.3	728.3	74	36	90	SSW	0	NW	1	SW	1	4	3	3	.	
																					Summe	
Mittel	8.0	17.2	10.4	11.9	—	730.3	729.2	729.6	76	48	73							6.4	5.2	5.1	16.0	

April 1934.
Beobachter: *Observatorium.*

Säntis.

$\lambda = 9^\circ 20'$, $\beta = 47^\circ 15'$.
$H_b = 2500.1^m$, $G = -0.16\,^m/_m$.

Tag	Lufttemperatur 7h30	13h30	21h30	Mittel	Abweich. vom Normalst.	Luftdruck 7h30	13h30	21h30	Relative Feuchtigkeit 7h30	13h30	21h30	Windrichtung und Stärke 7h30	13h30	21h30	Bewölkung 7h30	13h30	21h30	Niederschlag	Witterung
1	-1.0	0.0	-2.8	-1.3	4.9	556.8	557.4	557.1	27	44	66	SE 1	SSW 1	SE 1	1	2	0	.	
2	-1.4	0.8	-3.4	-1.3	4.8	556.9	557.7	557.6	28	39	100	SW 1	SSW 1	ENE 1	1	8	10≡	0.8	△ 15-17½ m.U., ⊼✳ 17½-18⅝, ≋ 12½-14½ m.U. [≡ 15-n m.U.
3	-3.6	-3.4	-8.2	-5.1	0.9	557.1	557.6	556.5	42	63	37	N 2	WNW 1	NW 2	2	10≡	0	.	
4	-8.8	-5.7	**-9.6**	-8.0	-2.1	554.7	554.2	552.6	**9**	21	29	NNE 1	SE 0	W 2	1	1	0	.	
5	-7.8	-3.0	-5.6	-5.5	0.3	551.6	552.8	553.6	94	50	100	W 2	SW 2	WSW 2	10≡	4	10≡	.	≡ n-8½, 17-n
6	-5.8	-0.2	-4.8	-3.6	2.1	554.1	554.7	554.1	93	45	71	W 1	SW 1	SSW 1	10≡	6	0	.	≡ n-8½
7	-2.0	-0.8	-4.6	-2.5	3.1	553.8	554.0	553.0	37	40	51	ESE 0	SSW 1	SSW 2	1	1	2	.	
8	-3.0	0.8	-2.4	-1.5	4.0	551.7	552.9	552.7	46	43	50	SSW 2	SSW 1	SSW 2	10	4	6	.	
9	-2.8	-5.7	-8.2	-5.6	-0.2	550.9	550.4	552.5	79	100	100	S 2	W 3	WSW 3	10	10≡*	10≡*	7.7	≡ ✳ 7¾-n, ⊹ n-n
10	-8.6	-4.8	-5.4	-6.3	-1.0	554.7	556.1	557.5	54	66	78	WSW 2	SW 2	WSW 1	1	4	10	0.4	
11	-3.6	-0.2	-1.2	-1.7	3.5	557.6	558.3	558.8	100	76	58	W 2	SW 2	WSW 1	10≡	2	2	.	✳ n, ≡ n-10
12	1.2	1.4	-1.2	0.5	5.5	559.9	561.1	562.0	43	72	74	E 1	E 0	SSW 1	6	9	1	.	
13	-1.2	2.4	-0.8	0.1	5.0	562.8	563.8	564.4	90	80	98	SW 1	SSW 1	SW 2	10	10≡	0	.	≡ 12¾-20 m.U.
14	1.2	4.0	1.2	2.1	6.9	565.7	566.7	567.9	52	55	53	SSE 1	SW 2	W 3	10	9	10	.	
15	1.2	7.0	5.4	4.5	9.2	569.1	569.9	570.5	80	62	56	WSW 2	SW 1	W 1	10	7	0	.	
16	6.0	8.8	5.6	6.8	11.4	570.2	**570.6**	570.0	47	58	73	WSW 2	SW 1	WSW 2	1	1	1	.	
17	8.3	**10.6**	6.4	8.4	12.9	568.3	567.0	564.4	24	28	31	W 1	SSW 1	SW 2	9	1	1	.	
18	4.4	5.0	-0.2	3.1	7.5	561.0	561.2	561.9	41	91	98	SSW 2	SW 3	S 2	1	3	8	.	≡ 17½-20½
19	1.2	4.8	-0.6	1.8	6.1	561.0	561.5	561.8	56	70	70	SW 2	SW 1	SSW 1	4	10≡	4	.	≡ 12-16½
20	0.6	3.2	-5.0	-0.4	3.8	561.7	562.2	562.9	90	85	100	WSW 1	SW 1	W 2	10≡	10≡	10≡	2.4	△sch. 16½, ✳ 15⅝-n, ≡ 7-n [m.U.
21	-3.0	-0.4	-1.6	-1.7	2.3	562.7	562.9	561.0	85	80	90	WSW 1	SW 1	SSW 2	2	10≡	10	.	≡ 12-17½ m.U.
22	-0.6	0.8	-2.4	-0.7	3.2	556.2	552.1	**550.0**	76	86	98	SE 2	S 3	SW 2	10	10	9	3.0	✳ 10⅜-18 stw., ≡ 11½-18 m.U.
23	-5.8	-4.0	-4.6	-4.8	-1.0	550.4	553.2	553.8	100	100	100	W 3	WSW 2	WSW 1	10≡*	10≡	10≡	**16.7**	✳ n-11½, 15½-21 m.U., ≡ n-n
24	-6.8	-2.8	-6.4	-5.3	-1.6	551.9	551.5	551.6	100	100	63	W 1	SW 1	SW 2	10≡*	10≡*	3	2.3	✳ n-14⅜, ≡ n-15
25	-6.6	-2.8	-5.0	-4.8	-1.2	552.6	554.2	555.5	44	72	100	SE 2	SSW 1	SE 1	8	10≡	10≡	.	≡ 10-n
26	-5.4	1.2	-4.4	-2.9	0.6	555.3	555.5	556.8	25	82	95	WSW 2	S 1	WSW 2	9	10≡	1	.	≡ 13-19¼
27	-4.0	1.6	-1.0	-1.1	2.2	557.7	558.9	559.7	100	65	60	SE 1	SSW 2	SSW 3	10≡	8	6	.	≡ n-8⅝
28	-0.4	1.8	-1.6	-0.1	3.1	561.1	562.6	563.4	75	78	93	S 2	SE 2	SE 2	6	10≡	0	.	≡ 13-14⅜
29	2.8	3.0	1.6	2.5	5.6	563.0	563.0	562.0	28	44	48	E 0	SE 2	SE 3	1	3	10	.	
30	2.8	6.8	3.4	4.3	7.3	561.5	562.5	561.9	55	47	54	S 2	S 1	SE 2	10	10	3	.	⊕ a
Mittel	-1.8	1.0	-2.2	-1.0	—	558.4	558.9	558.9	61	65	73				6.5	6.8	4.9	Summe 33.3	

April 1934.
Beobachter: Frl. *F. Lombardi.*

St. Gotthard (Hospiz).

$\lambda = 8^\circ 34'$, $\beta = 46^\circ 33'$,
$H_b = 2102.9^m$, $G = -0.14\,^m/_m$.

1	-2.3	6.2	0.6	1.5	5.5	585.9	586.3	586.8	61	43	49	N 1	N 0	SE 1	0	5	10≡	.	≡ 19-n
2	5.2	6.0	-0.4	3.6	7.5	586.9	586.7	586.6	40	37	50	SE 0	SE 0	S 0	5	5	10≡	.	≡ 20½-n
3	-2.1	1.3	-3.2	-1.3	2.5	586.1	586.1	586.1	60	48	50	N 1	N 1	N 2	10≡	0	0	.	≡ n-8
4	-5.6	1.5	-6.4	-3.5	0.1	585.3	584.1	582.6	63	35	50	N 1	S 0	S 1	5	10≡	5	3.0	⊹ 14-15⅝, ≡ 10½-16
5	-6.2	0.0	-4.8	-3.7	-0.2	581.4	581.0	583.7	49	51	54	S 0	S 0	S 1	10≡	10≡	10≡	.	≡ n-n m.U.
6	-5.3	3.3	-3.0	-1.7	1.7	583.4	583.8	584.4	55	44	58	S 0	S 0	S 0	8	5	10≡	.	≡ 20-n
7	-4.8	3.2	-2.4	-1.3	2.0	583.3	583.2	582.9	55	38	59	S 1	S 1	S 2	0	5	10*≡	3.6	⊹ ≡ 19-n
8	-3.6	1.0	-2.3	-1.6	1.6	581.7	582.6	582.2	64	48	57	S 1	S 1	SW 1	10≡	10≡	10*≡	18.6	✳° 8½-11⅝, ⊹15½-n stw.,
9	-3.0	-2.0	-4.2	-3.1	0.0	579.4	579.8	582.5	69	61	90	SW 0	N 3	N 3	10*≡	10≡	10≡	7.7	✳ n-9, ≡ n-15, 17-n [≡n-n
10	**-7.2**	1.4	-2.4	-2.7	0.3	584.3	585.5	586.4	95	38	52	N 1	S 1	S 1	0	3	0	.	
11	-2.1	4.2	0.5	0.9	3.7	587.7	587.9	588.4	68	41	65	S 0	S 2	S 1	0	0	10	.	
12	-3.0	4.1	0.6	0.6	3.3	589.2	588.2	590.6	68	51	70	S 1	SE 1	SE 1	10≡	10	10≡	.	≡ n-10, 20-n
13	1.0	3.3	2.0	2.1	4.7	592.1	592.9	593.6	68	60	66	S 1	S 1	S 0	10≡	10≡	10	.	≡ n-17½
14	1.3	5.0	4.2	3.5	6.0	594.7	595.0	597.1	65	50	56	S 0	S 0	N 1	4	2	0	.	
15	4.2	7.2	6.2	5.9	8.2	598.0	598.3	**599.1**	55	45	46	N 0	N 0	N 0	0	0	0	.	
16	6.0	9.8	8.3	8.0	10.2	598.8	599.0	598.3	44	37	43	N 1	N 1	N 1	0	0	0	.	
17	6.0	**9.9**	8.1	8.0	10.1	596.9	596.1	593.8	42	40	43	N 1	N 1	S 1	2	1	10	.	
18	4.4	5.1	3.0	4.2	6.2	590.3	590.1	590.9	49	49	50	S 1	S 1	S 1	10	10●	10	1.5	● 10-11¼, p zeitw.
19	1.2	5.2	4.0	3.5	5.4	590.1	590.9	590.7	54	51	54	S 2	S 2	S 1	10●	10●	10●	20.5	● n-n zeitw.
20	1.0	4.2	1.3	2.2	4.0	591.1	591.1	591.9	55	45	62	S 2	S 2	S 1	10	10	10*	4.6	✳ 19-22½
21	2.5	6.3	0.0	2.9	4.5	592.1	591.9	590.4	68	42	59	N 1	N 1	S 1	1	2	10≡	16.5	≡ 20-n
22	-1.0	0.0	-3.0	-1.3	0.2	584.6	580.6	**578.8**	65	61	66	S 2	S 2	S 2	10*≡	10*≡	10*≡	**44.0**	✳ ≡ n-n
23	-3.0	2.4	-3.2	-1.3	0.1	580.7	583.0	583.3	64	45	58	SE 1	SE 0	SE 1	10*≡	10≡	10*≡	35.2	✳ n-10, 15½-n, ≡ n-n
24	-2.3	0.0	-4.4	-2.2	-0.9	581.0	581.1	581.3	59	46	56	SE 1	SE 2	SE 3	10*≡	10≡	10≡	21.9	✳ n-10, 14½-16½, ≡ n-n
25	-3.2	2.0	-5.0	-2.1	-0.9	582.0	583.3	584.5	57	42	47	SE 2	SE 0	N 1	10	8	0	.	
26	-4.2	6.4	-1.6	-0.2	0.8	584.1	584.5	586.0	55	**32**	45	N 1	S 1	S 0	0	5	0	.	
27	-0.4	3.0	-1.0	0.5	1.4	587.1	588.5	589.2	50	48	58	S 0	S 0	S 2	10	10	10*≡	19.0	✳ 16½-n, ⊹ stw., ≡ 18-n
28	-0.6	2.0	0.4	0.6	1.4	590.3	591.6	592.4	63	49	65	S 1	S 1	S 2	10*≡	10	8≡	7.1	✳ n-10, ⊹ 15-n, ≡ n-19⅝,
29	2.8	5.0	3.2	3.7	4.4	592.0	592.1	591.4	63	54	60	S 1	S 1	S 2	2	8	10	5.5	[abds. zeitw.
30	1.4	7.2	3.6	4.1	4.7	591.4	591.2	591.1	64	52	61	S 1	SE 1	SE 2	10≡	10	10≡	1.5	●° p-n stw., ≡ n-8½, 18⅝-n
Mittel	-0.8	3.8	0.0	1.0	—	587.7	587.9	588.2	60	46	57				6.2	6.6	7.4	Summe 210.2	

$\lambda = 7^{\circ}\,26'$, $\beta = 46^{\circ}\,57'$,
$Hb = 572.2^{m}$, $G = 0.05$ ‰.

Bern.

Mai 1934.
Beobachter: *Tellur. Observatorium.*

Tag	Lufttemperatur					Luftdruck			Relative Feuchtigkeit			Windrichtung und Stärke			Bewölkung			Niederschlag	Witterung
	7^{30}	13^{30}	21^{30}	Mittel	Abweich. vom Normalst.	7^{30}	13^{30}	21^{30}	7^{30}	13^{30}	21^{30}	7^{30}	13^{30}	21^{30}	7^{30}	13^{30}	21^{30}		
1	12.0	19.7	11.8	14.5	4.2	707.7	707.7	710.2	83	53	87	SE 0	NE 0	SW 0	6	9	10	1.6	● 19¼–19¾
2	10.8	17.6	13.6	14.0	3.5	709.3	708.3	706.2	91	65	81	E 1	NE 0	N 0	10	9	0	.	
3	9.2	17.6	13.9	13.6	3.0	704.4	703.3	703.7	90	56	76	SE 0	ENE 0	SW 1	10	7	10	0.2	
4	11.0	13.0	10.0	11.3	0.6	704.4	705.5	709.5	87	86	89	SW 0	W 0	SW 1	10	10	10	7.1	● a–n zeitw.
5	9.2	15.0	12.1	12.1	1.3	711.3	710.8	712.4	92	67	73	NE 0	NNE 1	SE 0	8	7	4	.	≡ 6–6½
6	10.4	15.5	14.0	13.3	2.3	713.6	713.0	712.8	87	68	74	E 0	E 1	SE 0	7	10	0	0.0	● 13–13¼
7	10.0	18.1	10.9	13.0	1.9	714.4	714.6	718.4	89	65	72	S 0	NE 1	NNE 1	8	6	10	0.6	● 15¾–16
8	8.4	11.0	9.7	9.7	−1.5	720.4	720.5	720.4	77	66	73	NE 1	NE 1	NE 0	2	9	4	.	● 1¾, 2–2½
9	8.8	13.5	10.3	10.9	−0.4	720.1	719.8	719.5	78	53	69	E 1	NE 1	NE 0	5	10	1	0.1	
10	8.4	15.1	14.6	12.7	1.2	718.8	718.1	718.7	91	70	79	NE 1	NE 1	NE 0	9	0	0	.	● 2¾
11	10.6	22.6	18.9	17.4	5.8	719.5	717.3	715.9	90	55	62	SE 0	NE 0	N 0	0	0	10	.	△ fr.
12	13.5	**24.2**	16.0	17.9	6.2	715.7	713.9	714.2	83	40	63	S 0	NE 0	SSE 1	0	1	0	.	
13	13.6	21.1	14.7	16.5	4.6	713.3	711.9	710.9	82	49	84	SE 0	W 1	NE 0	0	8	9	1.3	⛆ ●² 21–21½, ● 23
14	13.1	19.1	13.7	15.3	3.3	709.9	708.3	707.7	88	54	71	S 0	NW 2	NE 0	6	9	0	.	● 5¾
15	10.4	15.2	12.0	12.5	0.4	709.8	708.8	706.5	67	53	52	NE 0	NE 1	NE 0	1	3	0	.	
16	8.8	19.6	14.8	14.4	2.2	704.8	**702.3**	**702.3**	76	46	71	S 0	SW 1	SE 1	0	1	10	4.6	● 23¾
17	10.0	9.0	8.8	9.3	−3.1	704.8	706.6	708.2	90	89	87	SW 0	NE 0	E 0	10	10	10●	1.9	● 1¾–9¾, 11¾, 12½
18	8.6	13.3	11.4	11.1	−1.4	707.7	708.1	710.5	89	66	78	NE 1	NE 1	NE 0	7	10	0	.	
19	10.7	19.3	14.9	15.0	2.4	713.2	713.7	715.6	88	30	63	SE 0	NW 0	NW 0	0	0	6	.	
20	11.5	22.3	17.0	16.9	4.2	717.7	717.3	718.4	81	30	61	SE 0	N 1	N 0	4	3	10	.	
21	14.4	20.8	17.0	17.4	4.5	720.2	719.8	720.6	80	43	61	NE 0	ENE 1	N 0	7	2	0	.	
22	13.7	22.8	18.3	18.3	5.3	**721.0**	719.8	719.4	80	41	62	E 0	NE 1	NE 0	1	4	0	.	
23	14.2	23.6	18.0	18.6	5.5	718.1	716.4	715.8	79	45	65	NE 0	ENE 1	NE 0	0	1	9	.	
24	15.4	22.4	16.4	18.1	4.9	715.1	713.7	713.5	80	40	55	NE 0	ENE 1	NE 0	0	1	1	.	
25	12.0	21.8	17.6	17.1	3.8	712.5	710.6	709.9	83	42	53	NE 0	NE 1	NE 0	0	1	0	.	
26	13.0	20.4	14.0	15.8	2.3	711.6	711.4	713.2	83	47	63	E 0	NE 1	N 0	2	7	0	.	
27	**8.2**	16.2	11.8	12.1	−1.5	714.8	714.6	715.8	73	47	43	NE 1	NE 1	NE 0	9	7	0	.	
28	8.7	20.0	15.5	14.7	1.0	715.6	714.5	714.6	73	34	48	NE 0	NE 1	E 0	0	0	0	.	
29	11.2	22.9	17.7	17.3	3.5	715.0	713.7	713.1	74	**22**	44	SE 0	NW 1	ESE 1	0	0	0	.	
30	12.8	22.1	17.0	17.3	3.3	713.2	712.4	712.9	68	37	59	E 0	NE 0	W 0	2	8	4	1.7	
31	13.2	16.2	14.6	14.7	0.6	712.7	713.1	712.9	90	88	86	SE 0	NNE 0	E 0	10	10	10	0.7	●sch. a–n zeitw.
																		Summe	
Mittel	11.2	18.4	14.2	14.6	—	713.2	712.6	713.0	83	53	68				4.3	5.3	4.1	19.8	

$\lambda = 6^{\circ}\,57'$, $\beta = 47^{\circ}\,0'$,
$Hb = 487.3^{m}$, $G = 0.06$ ‰.

Neuchâtel.

Mai 1934.
Beobachter: *Observatorium.*

1	12.4	20.1	11.2	14.6	3.8	715.1	715.2	717.5	81	54	98	NE 1	SW 1	NE 0	3	6	10	7.8	⛆ ● 17½–20
2	10.2	17.3	15.6	14.4	3.5	716.8	715.7	713.6	100	75	67	NE 1	SE 0	NE 1	10	8	0	.	
3	10.0	17.1	14.0	13.7	2.7	711.7	710.8	711.1	96	64	68	NE 0	SW 1	SW 0	5	8	10	0.5	
4	11.0	12.0	10.0	11.0	−0.2	712.0	713.0	717.1	92	89	86	W 1	W 1	W 1	10	10●	10●	5.5	● 13½–n m.U.
5	9.2	18.3	12.3	13.3	2.0	719.0	718.5	719.9	98	60	77	E 0	SE 1	N 0	7	8	7	.	
6	12.4	20.7	15.3	16.1	4.7	721.1	720.3	720.3	87	52	68	E 1	NE 2	N 1	1	6	0	.	●tr. p
7	10.2	18.4	10.0	12.9	1.3	722.1	722.0	725.7	95	60	55	SW 0	SW 1	N 4	6	8	10	.	●tr. 13½
8	9.2	14.5	10.8	11.5	−0.2	728.0	728.0	728.0	72	59	64	E 2	E 2	NE 2	1	6	6	.	
9	9.2	16.8	12.6	12.9	1.1	727.8	727.3	726.7	80	58	65	E 1	SE 1	NE 1	7	7	0	1.0	
10	10.0	16.8	13.6	13.5	1.5	726.4	725.7	726.1	95	67	86	E 1	S 1	NE 1	10	1	0	.	≡ n–11½
11	11.2	24.6	20.8	18.9	6.8	726.9	724.8	723.3	94	56	49	E 0	E 1	N 2	1	1	2	.	
12	13.1	25.3	15.8	18.1	5.8	723.1	721.4	721.5	88	47	74	SE 0	S 1	NE 0	0	3	0	.	●°sch. 14½
13	12.5	22.3	15.4	16.7	4.3	720.8	719.2	718.0	89	53	80	E 0	SW 1	N 0	3	6	3	0.8	●sch. 11¼, ●tr. 20
14	14.9	19.2	14.3	16.1	3.6	717.3	715.8	714.7	77	58	64	SW 1	NW 3	NW 3	8	8	1	.	
15	10.8	19.8	13.3	14.6	1.9	717.1	716.2	714.0	54	42	42	NW 2	SE 1	NE 2	1	2	0	.	
16	**8.6**	20.1	15.5	14.7	1.9	712.2	**709.6**	**709.6**	82	47	53	SE 0	S 1	SW 0	0	1	9	1.5	
17	9.7	11.6	9.4	10.2	−2.7	712.2	714.0	715.7	89	62	78	W 1	NW 2	NE 1	10●	10	10	0.2	●°sch. a
18	10.6	17.8	11.2	13.2	0.2	715.0	715.8	718.1	63	55	76	E 3	E 2	N 0	2	4	5	.	
19	9.8	21.3	17.6	16.2	3.0	720.9	721.5	722.8	93	46	43	SE 0	SW 1	NW 2	1	1	4	.	
20	11.7	20.1	17.8	16.5	3.2	725.2	724.8	725.7	82	45	59	E 0	SW 0	NW 2	7	5	9	.	●tr. 13½
21	15.4	23.9	17.6	19.0	5.6	727.7	727.2	727.8	72	44	57	E 0	SE 1	NW 3	8	1	2	.	
22	13.3	25.7	19.4	19.5	5.9	**728.6**	727.0	726.5	82	47	55	E 0	S 1	NW 2	0	3	0	.	
23	14.2	**27.1**	19.1	20.1	6.4	725.6	723.6	723.0	80	44	63	E 0	S 1	NW 2	0	2	7	.	
24	16.8	25.9	17.6	20.1	6.3	722.5	720.9	720.9	72	41	51	E 1	S 0	E 1	0	3	1	.	
25	13.7	24.8	19.6	19.4	5.4	720.0	718.0	716.9	70	37	40	E 1	SW 1	N 2	0	1	1	.	
26	13.4	24.3	14.2	17.3	3.2	719.1	718.8	720.8	81	39	60	E 0	S 1	E 1	2	5	0	.	
27	9.8	20.3	12.7	14.3	0.1	722.7	722.1	723.0	64	40	43	E 2	E 2	E 0	7	1	0	.	
28	11.7	24.4	17.8	18.0	3.7	723.4	721.8	721.8	53	**30**	41	NE 2	E 1	NW 2	0	0	0	.	
29	11.7	25.1	16.4	17.7	3.2	722.6	721.1	720.3	70	37	56	E 0	S 1	NE 0	0	1	2	.	
30	13.2	21.7	15.1	16.7	2.1	720.9	719.8	720.1	74	41	76	E 0	SW 1	NW 0	6	6	7	3.8	T ● 17–18½
31	13.2	21.7	15.8	16.9	2.2	720.3	720.4	720.4	98	64	91	NE 0	S 1	SW 0	10	4	10	5.3	●sch. 6¾, ● 20½–n m.U.
																		Summe	
Mittel	11.7	20.6	14.9	15.7	—	720.8	720.0	720.4	81	52	64				4.1	4.4	4.1	25.9	

Mai 1934.
Beobachter: Frl. *H. Nager.*

Altdorf.

$\lambda = 8^{\circ}\,39'$, $\beta = 46^{\circ}\,53'$,
$H_b = 456.3^{m}$, $G = 0.05\ ‰$.

Tag	Lufttemperatur 7³⁰	13³⁰	21³⁰	Mittel	Abweich. vom Normalw.	Luftdruck 7³⁰	13³⁰	21³⁰	Relative Feuchtigkeit 7³⁰	13³⁰	21³⁰	Windrichtung und Stärke 7³⁰	13³⁰	21³⁰	Bewölkung 7³⁰	13³⁰	21³⁰	Niederschlag	Witterung
1	18.9	**23.3**	16.5	19.6	8.4	717.6	717.7	719.5	32	**28**	42	NE o	E o–1	SE o	5	7	10	.	●sch, 16½
2	11.8	19.2	12.3	14.4	3.0	719.4	717.8	716.6	84	50	70	NW o	NW o	NW o	9	8	0	.	
3	10.2	18.4	14.3	14.3	2.8	714.0	712.1	713.6	83	51	52	NW o	N o	E o	10	7	5	3.8	● 19, T abds.
4	10.8	13.5	12.0	12.1	0.5	714.5	715.5	720.5	97	64	88	S o	NW o	NW o	10●	10	10	**18.9**	●
5	10.3	17.9	12.7	13.6	1.9	721.5	719.7	722.8	93	48	95	NW o	NWo–1	NW o	6	4	10	1.7	
6	11.9	18.6	12.4	14.3	2.4	724.0	722.7	723.1	98	53	79	N o	NW o	E o	10	9	0	.	
7	11.8	18.7	12.3	14.3	2.3	724.3	724.4	728.2	79	53	98	NE o	NW o	NW o	10	7	10●	6.7	● III
8	**8.8**	12.7	10.1	10.5	–1.6	**731.2**	730.8	731.0	83	55	78	NW o	NW 1	NW o	10	9	6	0.0	● a
9	**8.8**	15.2	11.6	11.9	–0.3	730.5	729.5	729.7	98	51	87	W o	NW 1	NW o	10	9	10	.	
10	11.7	16.3	15.6	14.5	2.2	729.0	727.9	729.0	82	60	48	E o	W o–1	NE o	7	3	0	.	
11	10.9	20.1	15.4	15.5	3.0	729.4	727.1	727.9	87	48	87	E o	NW o	SE o	0	1	10●	1.1	● abds., ≺ seit 17
12	13.3	21.9	15.3	16.8	4.2	725.4	723.4	724.0	78	68	65	SE o	NWo–1	NW o	0	3	2	.	
13	14.1	21.8	16.9	17.6	4.9	722.9	721.0	720.6	78	50	60	W o	NW o	SE o	3	5	7	.	●tr. nigs.
14	14.2	19.3	14.8	16.1	3.3	719.7	717.8	717.7	71	55	95	NW o	NW o	NW o	10	10●	10	5.2	● p
15	10.1	14.4	10.5	11.7	–1.2	720.1	719.0	716.8	73	48	75	NW o	NWo–1	SE o	10●	4	0	0.3	●° a
16	9.3	22.2	17.2	16.2	3.2	714.1	**711.5**	712.3	84	30	33	E o	S 1–2	S 0–1	4	6	4	.	
17	12.7	11.2	9.7	11.2	–2.0	714.0	716.8	718.5	64	85	95	NW 1	NWo–1	NW o	10●	10●	10●	2.4	● n–n
18	10.1	13.3	12.5	12.0	–1.3	717.6	718.7	721.1	79	67	78	NW o	NWo–1	NW o	8	9	8	.	
19	11.8	19.7	14.8	15.4	2.0	723.2	723.0	726.1	86	44	68	E o	NWo–1	NW o	7	4	7	.	
20	12.2	21.6	14.7	16.2	2.7	727.7	726.7	729.3	73	33	95	SE o	NW 1	NW o	1	6	10	3.6	● 19½–20½
21	13.8	20.6	16.6	17.0	3.4	730.4	729.2	730.8	92	47	80	E o	NWo–1	NW o	6	2	8	.	
22	14.7	22.3	17.8	18.3	4.6	**731.2**	728.8	729.2	80	51	67	N o	NWo–1	SW o	4	3	6	.	
23	14.8	22.6	20.0	19.1	5.3	728.1	725.8	725.7	84	51	48	SW o	NWo–1	NW o	0	3	10	.	
24	17.8	21.9	16.9	18.9	5.0	725.0	722.9	723.4	65	45	55	NW o	NW o	SW o	8	5	8	.	
25	12.9	21.3	16.3	16.8	2.8	723.1	719.8	719.9	74	44	68	E o	NWo–1	E o	0	1	3	.	
26	14.3	18.7	17.5	16.8	2.6	721.9	720.7	723.1	82	49	42	W o	NW o	NW 1–2	4	10●	10	0.7	● seit 13½
27	10.9	14.8	11.8	12.5	–1.8	725.0	724.7	726.0	58	52	52	W o	NW o	SW o	10	7	3	.	
28	10.1	19.4	13.2	14.2	–0.2	726.0	723.9	724.8	65	38	60	SE o	SE o–1	SE o	0	1	2	.	
29	12.2	23.0	16.3	17.2	2.7	725.0	723.0	723.2	64	29	48	SE o	NWo–1	SW o	0	1	0	.	
30	13.3	21.7	18.8	17.9	3.3	723.2	722.2	722.8	69	34	47	S o	SW o	NWo–1	2	7	9	.	
31	16.6	20.7	15.5	17.6	2.9	722.6	722.6	723.0	67	53	95	SE o	NW 1–2	NW o	8	8	9	.	
																		Summe	
Mittel	12.4	18.9	14.6	15.3	—	723.3	722.2	723.2	78	50	69				5.9	5.8	6.4	44.4	

Mai 1934.
Beobachter: *Observatorium.*

Genf.

$\lambda = 6^{\circ}\,9'$, $\beta = 46^{\circ}\,12'$,
$H_b = 405.0^{m}$, $G = 0.02\ ‰$.

1	13.1	20.2	12.0	15.1	3.3	722.6	722.7	725.5	83	59	86	SSW 1	W 1	SSW o	9	7	8	0.6	●° p, n
2	**9.6**	14.7	14.9	13.1	2.3	723.5	722.5	721.2	92	75	72	SSE o	NNE 1	E o	10	9	9	0.1	T 20³/₄, ●° n
3	10.5	16.5	12.6	13.2	1.7	719.0	718.1	719.3	88	78	88	NE o	NNE o	SSW 1	3	10	10	8.4	● ▲ 12, ●T 14½, ● n
4	12.1	15.6	10.9	12.9	0.9	719.7	720.7	725.3	87	75	90	SSW o	SSW 1	NE o	10	10	10	0.8	● 18¼, n
5	**9.6**	15.2	15.0	13.3	2.1	726.2	726.0	727.8	95	68	75	E 1	NNE o	W o	9	7	9	.	
6	12.8	18.3	14.2	15.1	3.1	728.4	727.1	728.0	88	59	80	E o	NNE 1	NNE o	9	5	0	0.1	● 14½
7	11.6	20.2	12.8	14.9	2.4	729.7	729.7	734.1	85	55	73	SE o	NNE 1	NNE 2	2	3	10	.	
8	9.9	14.2	11.4	11.8	–0.3	735.0	735.6	735.7	72	57	73	NNE 2	NNE 2	NNE o	7	4	0	.	
9	10.1	14.6	13.4	12.7	0.7	735.1	734.5	733.8	75	65	72	NNE o	NNE 1	NNE o	1	9	0	1.1	● n (9./10.)
10	10.2	14.4	13.8	12.8	0.7	734.0	733.3	734.2	100	84	90	NE o	NNE 1	NNE o	10	8	0	0.1	●° a
11	11.6	20.9	18.0	16.8	5.4	732.2	731.9	730.6	91	64	56	ENE o	NNE 1	SW o	3	1	0	.	
12	14.4	**24.2**	17.4	18.7	5.7	730.8	729.0	729.2	85	55	60	E o	NNE 1	E o	4	2	0	.	
13	14.4	21.4	16.4	17.4	4.4	728.6	727.2	726.0	80	66	60	E o	NNW 1	NNE 1	3	7	0	1.6	● n
14	14.8	24.0	18.0	18.9	5.8	727.1	723.4	722.7	88	54	65	E o	W 1	SW o	2	4	0	.	
15	13.0	16.6	13.4	14.3	1.0	724.0	722.8	720.9	75	64	68	NE 1	NNE 1	NE 1	0	0	9		
16	10.8	21.0	16.4	16.1	2.9	719.2	**716.7**	717.3	79	58	66	SW o	SW 1	SE o	10	10	10	.	
17	12.3	13.0	10.4	11.9	–1.8	719.9	721.1	722.4	85	72	89	SSE 1	NE 1	NE 1	10	9	10	.	
18	10.6	15.4	13.0	13.3	–0.5	722.2	723.0	725.3	83	68	76	NE 1	NNE 1	W o	9	9	0	.	
19	10.8	18.4	16.0	15.1	1.7	728.4	728.8	730.2	87	64	58	W o	NNE 1	SSW o	0	1	0	.	
20	12.4	20.6	17.5	16.8	3.2	732.7	732.2	733.1	89	57	68	NW o	NNE 1	NE o	0	1	2	.	
21	14.0	21.0	17.7	17.6	3.7	735.2	734.7	735.4	84	54	68	S o	NNE 1	NE o	0	2	0	.	
22	15.2	22.3	20.0	19.2	5.3	**736.8**	734.2	733.1	85	63	56	SW 1	NNE 1	NE o	0	0	0	.	
23	17.0	22.8	19.4	19.7	5.5	732.6	730.9	729.4	82	66	70	SW o	NE 1	NE o	0	3	2	.	
24	16.8	23.4	19.0	19.7	5.2	729.5	727.6	727.1	86	62	65	SW 1	NNE 1	NNE 1	0	0	0	.	
25	15.0	21.0	19.2	18.4	4.2	727.3	725.0	724.2	78	64	70	NNE 1	NNE 1	NNE o	0	0	1	.	
26	15.6	21.0	18.0	18.2	3.6	726.2	725.9	727.3	87	61	68	NNE o	NNE 1	NNE 1	9	8	9	0.0	●° 16¾, T 7½–8¼
27	12.0	18.0	14.6	14.9	0.1	729.5	728.8	729.7	65	54	62	NNE 2	NNE 1	NNE 1	1	1	0	.	⊕ 13
28	11.8	20.3	18.7	16.9	2.5	730.4	728.7	728.8	68	57	59	E 1	NNE 1	NNE 1	0	0	0	.	
29	14.6	21.4	19.5	18.5	3.8	729.7	727.9	727.0	74	63	55	E o	NNE 1	NE o	0	0	0	.	
30	14.4	20.5	17.0	17.3	2.1	728.0	727.0	727.8	80	67	69	E o	NNE 1	SE o	9	9	10	7.0	● ▲ T 16¾
31	14.0	18.6	16.8	16.5	1.3	728.2	727.1	727.5	98	82	96	SSW o	NE o	NE o	10	9	2	4.4	● a–n
																		Summe	
Mittel	12.7	19.0	15.7	15.8	—	728.1	727.2	727.7	84	64	71				4.5	4.7	3.6	24.2	

$\lambda = 8^{\circ}\,33'$, $\beta = 47^{\circ}\,23'$.
$H_b = 493.2^{m}$, $G = 0.08\,‰$.

Zürich.

Mai 1934.
Beobachter: *Meteorol. Zentralanstalt.*

Tag	Lufttemperatur 7³⁰	13³⁰	21³⁰	Mittel	Abweich. vom Normalst.	Luftdruck 7³⁰	13³⁰	21³⁰	Relative Feuchtigkeit 7³⁰	13³⁰	21³⁰	Windrichtung und Stärke 7³⁰	13³⁰	21³⁰	Bewölkung 7³⁰	13³⁰	21³⁰	Niederschlag	Witterung
1	14.8	20.0	15.8	16.9	6.2	714.2	714.4	716.3	58	54	67	NNW 1	NW 1	WNW 2	4	8	8	.	
2	12.2	18.4	13.9	14.8	4.0	716.3	714.9	713.1	83	58	80	WNW 1	SSE 1	NNW 1	7	10	0	.	
3	11.2	21.5	13.8	15.5	4.6	710.9	709.3	709.8	81	43	94	WSW 0	WSW 2	S 1	8	3	7	4.5	● 21–21½
4	11.8	11.6	10.8	11.4	0.3	711.0	712.2	716.0	100	92	98	W 0	SSE 1	WNW 1	10●	10●	10●	27.0	● 4¾–14, 18–23¼, ●tr. p
5	10.6	17.8	13.2	13.9	2.7	718.5	717.4	719.1	92	45	87	WSW 1	NNE 2	SSE 0	1	4	9	0.0	
6	10.3	17.8	12.9	13.7	2.4	720.9	720.0	719.7	90	55	86	WNW 0	ENE 1	NNW 0	4	10	0	.	
7	11.8	18.3	12.1	14.1	2.6	720.9	721.0	725.1	90	56	78	E 0	W 2	NW 3	10	8	10	7.7	● 21½-n
8	8.2	12.2	8.9	9.8	−1.8	728.3	728.1	727.7	80	50	68	N 1	NE 2	ENE 2	10	8	0	.	●n-6
9	8.4	14.7	11.5	11.5	−0.3	727.4	726.7	726.6	80	45	70	NNW 0	N 1	ENE 1	8	10	9	0.1	●° n (9./10.)
10	11.0	18.6	15.7	15.1	3.2	725.9	724.9	725.3	83	52	82	NNE 2	WNW 1	NNE 1	10	0	0	.	
11	12.4	24.5	17.8	18.1	6.1	726.2	724.1	723.1	90	45	60	N 1	NNE 2	NNE 1	0	1	9	.	
12	14.2	24.6	18.2	19.0	6.8	722.3	720.8	720.3	72	37	58	NW 1	NNW 2	SSE 1	1	3	3	.	
13	14.6	25.4	18.3	19.4	7.1	719.7	717.8	716.9	78	41	54	SE 0	SSW 2	SSW 0	2	3	6	0.9	
14	15.4	18.4	13.6	15.8	3.3	716.0	715.4	714.7	86	65	63	S 1	WNW 3	N 2	9	8	10	0.5	● 2–6, 11¾–12¾ zeitw., [K 2,15¼
15	10.4	14.7	10.8	12.0	−0.6	716.9	716.2	713.7	64	48	47	WNW 1	SE 2	ENE 1	9	4	0	.	
16	8.6	19.6	15.3	14.5	1.8	711.1	708.8	709.1	68	45	65	NE 0	SSW 1	WNW 1	1	5	10	0.0	●tr. abds.
17	11.2	10.0	8.6	9.9	−3.0	711.5	713.6	715.2	76	88	98	WSW 2	NW 2	ENE 0	10	10●	10	1.4	●ᵛ 10–14½, 19¼–21
18	9.7	13.8	10.1	11.2	−1.8	714.7	714.9	717.8	73	58	92	ENE 2	N 2	ENE 0	3	10	3	.	
19	10.4	22.0	15.0	15.8	2.6	720.1	720.5	722.2	85	34	57	ESE 0	WSW 2	NNW 0	3	1	3	.	
20	12.5	24.5	17.6	18.2	4.9	724.3	723.8	725.1	79	34	55	SE 0	NW 2	WNW 0	2	3	10	0.3	
21	15.1	20.8	16.0	17.3	3.8	727.0	726.4	727.2	67	47	61	NNW 0	WNW 1	NNW 1	10	4	5	.	●sch. 3¼
22	14.3	25.1	18.1	19.2	5.6	727.9	726.3	725.9	77	41	57	ESE 0	SE 1	NNW 1	2	4	0	.	
23	15.1	23.8	18.2	19.0	5.3	724.8	723.1	722.4	79	42	64	WNW 0	NE 1	NNE 1	0	7	2	.	
24	15.8	21.7	15.8	17.8	3.9	721.8	720.4	721.6	70	42	56	ESE 1	ENE 0	ENE 2	0	8	3	.	
25	11.7	23.6	17.1	17.5	3.5	719.5	717.5	715.5	72	39	39	NW 1	NE 2	NNE 0	0	1	1	.	
26	13.0	21.5	13.2	15.9	1.8	718.8	718.3	721.4	63	43	52	N 2	NNW 1	NNE 2	8	5	10	.	
27	8.6	17.8	11.8	12.7	1.6	722.4	722.1	722.7	66	43	54	NNE 2	E 2	ENE 0	10	6	2	.	
28	9.4	20.9	15.0	15.1	0.7	722.9	721.5	721.4	63	33	51	WNW 1	NNW 2	NNW 1	0	1	1	.	
29	12.2	23.4	16.8	17.5	3.0	721.9	720.6	720.3	75	36	52	SSE 1	N 2	ENE 2	0	1	1	.	
30	13.2	23.6	18.6	18.5	3.9	720.2	719.2	719.0	68	42	49	WNW 1	SE 1	ENE 2	6	8	4	.	
31	15.2	20.2	14.8	16.7	2.0	719.5	719.5	719.7	61	57	99	WNW 1	WNW 2	S 0	9	10	10	0.6	● 15½–17
																		Summe	
Mittel	12.0	19.7	14.5	15.4	—	720.1	719.4	719.8	76	49	67				5.1	5.6	5.0	43.0	

$\lambda = 8^{\circ}\,30'$, $\beta = 47^{\circ}\,3'$.
$H_b = 1787.3^{m}$, $G = -0.11\,‰$.

Rigi-Kulm.

Mai 1934.
Beobachter: *J. Steiner.*

1	8.9	10.2	5.8	8.3	6.3	612.3	612.2	613.8	44	42	46	S 2	S 3	S 0	2	7	7	.	
2	7.4	10.0	8.0	8.5	6.3	612.7	612.6	611.2	62	54	54	SE 2	S 2	S 3	7	9	1	.	
3	8.1	10.8	5.5	8.1	5.8	609.0	607.9	607.0	48	65	100	S 1	SSW 1	SE 1	10	7	10	6.7	△ 18, ● seit 18¼
4	3.2	4.8	2.3	3.4	−1.0	607.6	608.8	611.6	100	100	100	W 1	W 1	W 2	10●	10●	10●	23.6	●sch. n-n zeitw.
5	2.0	5.6	5.0	4.2	1.7	613.6	614.0	615.5	87	86	80	E 2	N 0	NE 1	5	10≡	6	0.2	
6	4.7	7.6	5.6	6.0	3.3	616.2	616.7	617.1	84	86	76	NE 1	NE 1	NE 1	10	10≡	0	.	
7	5.3	9.1	4.0	6.1	3.3	616.8	618.0	619.5	100	67	100	W 1	W 1	W 2	10≡	7	10●	27.2	● 18–n, ≡ n–9
8	0.0	3.6	2.3	2.0	−0.9	620.5	621.1	621.2	100	79	83	E 1	E 1	S 0	10≡	10≡	10	.	
9	2.1	8.3	5.4	5.3	2.3	620.6	621.3	621.3	60	64	89	NW 1	S 0	SE 1	7	10≡	10≡	0.1	≡ 11–n zeitw.
10	8.5	10.8	9.0	9.4	6.3	620.4	620.9	622.4	50	44	49	SE 3	SSE 3	S 1	3	1	0	.	
11	10.0	12.2	10.0	10.7	7.4	622.3	621.8	621.2	39	43	76	E 1	E 1	NE 1	0	0	0	1.2	●sch. seit 16½ zeitw.
12	10.2	11.7	9.1	10.3	6.9	619.1	619.2	618.6	47	66	62	E 1	W 1	W 1	0	1	3	.	
13	9.2	11.3	9.7	10.1	6.6	617.2	616.8	615.5	70	49	59	W 1	SW 0	W 1	2	3	5	0.7	
14	6.1	10.4	6.5	7.7	4.1	613.6	613.0	611.7	93	72	92	W 2	W 1	W 1	10●	8	10≡	6.3	●° 6½-mtgs., ≡ zeitw.
15	−0.8	6.0	4.9	3.4	−0.3	611.5	611.9	610.4	100	92	78	NW 1	SW 1	W 1	10*	10≡	0	0.1	△ 8½, ≡ n–14 zeitw.
16	7.4	10.4	6.2	8.0	4.1	608.0	607.6	607.7	52	50	67	SE 0	S 2	W 1	2	5	10	2.0	●sch. 19½
17	1.5	4.8	0.5	2.3	−1.7	607.5	608.9	610.2	100	76	100	NW 1	N 0	W 1	10●	10≡	10●	8.7	● * zeitw.
18	2.2	7.7	5.1	5.0	0.9	609.6	610.8	613.8	83	64	67	E 1	SE 1	W 1	3	10≡	4	.	
19	5.6	9.3	6.2	7.0	2.8	617.7	617.7	619.3	82	69	55	W 0	W 0	W 0	10≡	3	0	.	
20	7.4	10.8	7.0	8.4	4.1	620.4	621.2	621.6	54	62	85	NW 0	SW 1	SW 1	0	2	8	1.0	●°sch. 18½–19½
21	7.8	11.4	8.5	9.2	4.7	622.4	623.0	624.0	72	65	78	SSW 0	W 0	SW 0	10≡	5	8	.	≡ a zeitw.
22	8.8	13.0	9.2	10.3	5.7	623.5	623.5	623.3	71	67	81	W 0	SW 1	NW 0	1	3	1	.	
23	10.0	12.4	8.6	10.3	5.6	621.2	621.0	620.2	62	73	100	W 0	NE 0	NE 1	0	4	10≡	.	≡ 21–n
24	9.0	11.6	7.0	9.2	4.4	618.4	618.0	617.7	80	63	67	E 1	SE 1	NW 2	8	7	5	.	
25	8.1	10.2	8.6	9.0	4.1	615.8	615.4	615.0	72	72	61	NNW 1	NW 1	W 0	0	3	1	.	
26	9.7	10.2	3.6	7.8	2.7	615.4	615.8	616.5	58	59	100	NW 0	W 1	NE 2	3	9	10≡	.	●° 13, ≡ 21–n m.U.
27	4.6	7.1	4.0	5.2	0.0	616.3	617.0	618.2	66	67	60	NE 1	NNE 1	NE 1	10	10≡	1	.	
28	5.7	10.3	6.7	7.6	2.3	617.4	618.1	618.5	54	44	46	E 1	NW 1	NE 1	0	0	0	.	
29	7.1	10.8	8.4	8.8	3.4	617.8	618.3	617.8	52	39	47	NNW 0	W 1	NE 1	0	0	1	.	
30	9.4	12.1	9.2	10.2	4.7	616.7	617.3	617.3	49	41	61	W 1	NW 1	NW 1	3	8	1	.	
31	9.5	10.5	9.1	9.7	4.0	616.1	617.1	617.2	61	72	64	E 0	NNW 1	W 1	10	10●	8	7.3	● S, 9¼, 13½–17
																		Summe	
Mittel	6.4	9.5	6.5	7.5	—	616.1	616.4	616.7	69	64	74				5.4	6.2	5.2	85.1	

Mai 1934. Beobachter: *G. Krättli.*

Bevers.

$\lambda = 9^\circ 53'$, $\beta = 40^\circ 33'$, $H_b = \text{ca. } 1710^m$, $G = -0.12\ ‰$.

Tag	Lufttemperatur					Luftdruck			Relative Feuchtigkeit			Windrichtung und Stärke			Bewölkung			Niederschlag	Witterung
	7^{30}	13^{30}	21^{30}	Mittel	Abweich. vom Normalst.	7^{30}	13^{30}	21^{30}	7^{30}	13^{30}	21^{30}	7^{30}	13^{30}	21^{30}	7^{30}	13^{30}	21^{30}		
1	7.6	11.7	3.9	7.7	4.4	620.1	620.1	621.4	72	56	90	WNW 1	SW 1	W 0	5	4	9●	2.3	●tr. 18¼–n
2	3.8	7.6	5.0	5.5	2.1	620.1	620.0	618.3	85	74	73	E 0	S 1	NE 1	10	10	1	3.6	●° 11–12½
3	5.3	12.0	4.6	7.3	3.7	615.1	613.5	614.3	80	45	77	ENE 2	E 0	NW 1	9	10	10	0.2	●tr. n–7¾
4	5.4	8.0	3.2	5.5	1.7	613.9	615.1	618.3	78	62	88	NE 2	S 2	W 2	8	9	7	0.0	●° a, p zeitw.
5	7.2	12.6	6.5	8.8	4.9	619.4	619.0	621.0	62	45	79	SSE 0	S 1	E 0	7	8	10	2.3	●tr. p, abds.
6	5.1	11.6	3.3	6.7	2.6	621.5	621.2	622.7	90	52	83	NE 1	NE 1	E 0	10●	10	1	1.0	●° n–8, 16
7	6.7	12.8	6.4	8.6	4.3	623.2	622.7	624.7	65	49	91	SSE 1	NE 1	W 1	5	6●	8	2.4	●° 12¾–14, 19¾–n
8	6.4	**1.0**	1.5	3.0	−1.4	624.8	627.1	628.3	72	90	87	NE 1	NE 0	SW 1	10	10*	8	**9.7**	●° a, ●9¼, ✳ 9½–14¼
9	4.4	12.6	6.7	7.9	3.3	627.6	626.8	627.5	64	49	81	NE 0	SW 1	WNW 0	5	8	7	0.0	●²tr. 18½–19
10	10.6	14.4	4.5	9.8	5.0	628.2	628.0	629.3	52	45	80	SE 1	S 2	SW 1	5	4	1	.	
11	7.8	16.1	8.8	10.9	5.9	629.0	627.8	627.3	55	**39**	70	SE 1	SE 1	NW 1	0	3	7	.	⌴ fr.
12	10.0	15.0	7.1	10.7	5.6	626.5	624.4	625.0	63	49	91	S 2	W 2	SW 1	7	5	10●	2.3	● 14¾–16½ m.U., 21–n
13	9.8	10.8	8.0	9.5	4.2	623.3	622.1	621.3	60	68	78	S 0	WNW 2	SW 1	4	5	9	1.8	● 12½–14¾
14	9.2	13.2	9.0	10.5	5.1	619.9	618.5	617.1	64	52	82	SE 0	SW 3	SW 1	6	8	9	2.8	● n (14./15.)
15	7.6	11.0	2.2	6.9	1.3	615.6	616.9	616.8	80	47	71	NW 0	NW 2	W 1	9	3	1	1.3	● 8–8½
16	5.2	12.7	6.4	8.1	2.3	616.1	614.9	615.0	79	55	85	SSW 1	SSW 1	SE 1	9	9	9	0.3	● n–6¼, ●° 15, 22¾–n
17	8.2	10.6	4.6	7.8	1.9	613.5	**613.1**	615.3	74	61	88	SW 1	NE 2	SE 0	9	9	10	3.6	●° 10, abds., ● 14¼–16, ▲ 14½
18	4.2	12.5	8.2	8.3	2.2	616.3	616.8	619.1	84	57	82	NE 2	SW 4	W 1	9	9	9	.	
19	9.6	15.4	6.3	10.4	4.1	621.3	622.0	624.5	73	44	84	SE 0	W 2	SW 1	6	4	1	2.5	● 23–23¾
20	7.8	15.8	6.1	9.9	3.5	626.6	625.6	627.3	60	42	85	SSE 0	W 1	N 1	1	5	2	0.4	●sch. p zeitw.
21	10.6	15.6	8.3	11.5	4.9	628.2	628.1	629.2	61	46	75	SSE 1	W 2	WNW 1	2	9	2	.	
22	9.3	17.4	8.7	11.8	5.1	**629.6**	628.4	629.0	54	45	72	NW 1	W 1	NW 1	4	1	1	.	
23	11.3	**18.8**	11.8	14.0	7.1	627.3	625.4	624.8	46	42	70	SE 0	NW 1	ESE 0	1	4	6	.	
24	11.0	15.8	10.4	12.4	5.4	623.8	622.3	622.9	66	44	64	SW 1	W 3	NW 1	3	4	3	.	
25	10.4	17.2	9.0	12.2	5.0	621.9	620.5	621.0	51	48	81	SSE 0	SW 3	WNW 1	1	5	6	1.0	● 19½–10¾, ⌴ fr.
26	9.4	16.7	6.5	10.9	3.6	621.3	620.5	621.8	60	40	86	SE 0	SSE 0	NW 1	3	6	7	1.1	● 14¼, 16–17
27	7.0	12.2	3.6	7.6	0.1	621.3	621.5	622.9	68	47	55	E 1	W 5	N 1	8	6	1	.	
28	7.8	13.5	4.7	8.7	1.1	623.4	622.5	623.4	43	40	68	SE 0	W 2	W 1	1	1	1	.	⌴ fr.
29	10.4	13.7	4.8	9.6	1.9	623.6	622.8	623.4	45	40	71	SE 1	NE 2	W 1	1	3	1	.	⌴ fr.
30	12.0	14.0	6.8	10.9	3.1	623.4	622.5	623.4	45	49	85	SE 1	S 3	W 1	1	9	3	0.6	●sch. 15–17 zeitw., ⌴ fr.
31	10.6	12.3	7.4	10.1	2.1	623.4	623.7	624.0	70	61	88	SE 1	SSE 1	SSW 1	9	9	10	0.4	●° 15–15½, 18½
																		Summe	
Mittel	8.1	13.0	6.3	9.1	—	622.2	621.7	622.6	65	51	79				5.4	6.3	5.5	39.6	

Mai 1934. Beobachter: *Kapuzinerkloster.*

Sitten.

$\lambda = 7^\circ 21'$, $\beta = 46^\circ 14'$, $H_b = 548.6^m$, $G = 0.00\ ‰$.

1	16.0	20.6	12.8	16.5	4.2	710.8	709.7	712.6	54	36	67	NE 1	NE 4	NE 1	7	5	8	2.8	
2	11.0	14.0	12.6	12.5	0.0	712.9	712.2	710.1	85	57	62	NE 1	NE 2	N 1	10	10	8	**4.3**	● n, 8½–11
3	11.4	12.8	12.0	12.1	−0.5	707.5	707.4	706.7	72	75	77	NE 1	NE 2	NE 1	10	10	3	2.4	● 11½
4	11.6	11.4	10.8	11.3	−1.4	707.0	708.5	711.9	97	82	98	NE 1	NE 1	NW 1	10●	10●	10●	4.1	●° n–n
5	12.0	19.8	14.8	15.5	2.6	713.4	711.8	714.4	83	44	68	NW 1	NW 2	NW 1	7	6	10	0.8	● 19
6	13.0	22.0	14.6	16.5	3.5	715.7	713.6	715.2	80	39	54	NW 1	NW 1	NE 2	9	5	4	.	
7	12.4	19.0	13.8	15.1	2.0	716.9	716.9	718.2	75	55	74	NE 0	NE 1	SW 3	10	8	10	.	
8	11.0	18.4	12.9	14.1	0.8	721.6	720.1	721.4	69	45	60	SW 1	SW 2	SW 2	7	5	1	.	
9	**9.6**	20.0	14.4	14.7	1.3	722.3	720.0	721.0	85	42	62	SW 1	SW 2	SW 1	5	8	10	.	
10	12.4	20.4	14.8	15.9	2.4	720.5	718.9	721.2	77	34	53	SW 1	NE 4	NE 2	6	5	1	.	
11	13.4	25.0	18.0	18.8	5.2	722.3	718.8	718.4	61	30	47	NE 1	SW 1	SW 1	0	1	0	.	
12	13.8	25.6	16.4	18.6	4.8	718.8	715.6	717.1	59	**28**	51	SW 1	SW 2	NE 1	5	2	4	.	
13	16.6	24.0	17.4	19.3	5.4	716.5	713.4	713.3	57	51	50	NE 1	SW 2	SW 1	5	6	6	.	
14	14.0	24.4	18.6	19.0	5.0	713.1	710.1	709.1	69	39	46	SW 1	SW 2	SW 2	10	6	8	.	
15	13.2	20.0	15.0	16.1	2.0	709.9	708.1	707.9	60	39	50	SW 3	SW 2	SW 2	4	3	0	.	
16	12.0	22.2	14.6	16.3	2.0	706.8	**709.5**	706.0	72	34	65	SW 1	NE 2	SW 3	1	3	8	1.1	● n (16./17.)
17	12.8	15.4	10.2	12.8	−1.6	706.3	706.7	709.2	68	50	62	SW 2	SW 2	SW 1	10	10	10	.	
18	10.6	18.8	15.6	15.0	0.5	709.6	708.2	711.8	72	42	48	N 1	SW 3	SW 3	9	3	7	.	
19	13.6	22.0	18.0	17.9	3.3	715.7	714.8	717.1	67	36	33	SW 1	W 2	SW 1	2	2	4	.	
20	14.8	24.6	20.2	19.9	5.1	720.3	718.2	719.6	56	32	42	SW 1	W 2	W 1	1	3	1	.	
21	15.8	24.2	19.2	19.7	4.8	722.6	720.3	721.9	65	38	45	W 1	W 2	SW 1	2	3	1	.	
22	16.2	24.9	20.4	20.5	5.5	**723.1**	720.0	720.3	64	40	46	W 1	W 2	W 1	0	1	0	.	
23	17.6	**26.0**	21.0	21.5	6.4	719.9	716.8	716.7	65	41	45	W 1	SW 2	SW 1	1	1	0	.	
24	17.6	**26.0**	20.2	21.3	6.0	716.6	713.7	714.2	65	39	44	SW 1	SW 2	SW 1	3	3	1	.	
25	17.2	24.2	19.0	20.1	4.7	714.2	711.1	711.4	62	44	38	W 1	SW 2	W 1	0	1	0	.	
26	15.6	25.0	17.4	19.3	3.8	713.7	711.7	714.3	60	38	37	SW 1	SW 2	W 1	5	6	4	0.4	● 15½
27	14.6	21.2	14.8	16.9	1.3	715.5	713.7	715.9	62	45	42	W 1	SW 2	SW 1	3	3	0	.	
28	13.4	**22.4**	17.0	17.6	1.9	717.5	714.9	715.5	56	37	38	SW 1	SW 1	SW 1	0	0	0	.	
29	15.2	24.4	17.8	19.1	3.3	717.1	714.3	714.1	52	32	37	SW 1	SW 1	SW 2	0	0	0	.	
30	15.6	24.0	19.4	19.7	3.7	715.6	714.4	714.6	52	35	41	SW 1	SW 2	SW 2	1	3	8	.	
31	17.0	16.2	15.2	16.1	0.0	715.1	715.9	716.0	63	90	77	SW 1	SW 1	SW 1	7	10●	8	1.7	● 10-p
																		Summe	
Mittel	13.9	21.2	16.1	17.1	—	715.4	713.6	714.8	67	44	54				4.8	4.6	4.4	17.6	

$\lambda = 8^{\circ}\,57'$, $\beta = 46^{\circ}\,0'$.
$Hb = 276.2^{m}$, $G = 0.03\ ^{m}/_{m}$.

Lugano.

Mai 1934.
Beobachter: *G. Vicari.*

Tag	Lufttemperatur 7h30	13h30	21h30	Mittel	Abweich. vom Normalst.	Luftdruck 7h30	13h30	21h30	Relative Feuchtigkeit 7h30	13h30	21h30	Windrichtung und Stärke 7h30	13h30	21h30	Bewölkung 7h30	13h30	21h30	Niederschlag	Witterung
1	12.6	18.6	13.4	14.9	1.8	736.0	736.1	736.5	87	62	74	NE 1	ESE 1	NNE 1	10	10	10	0.4	●sch. 9, 14
2	12.6	14.8	12.4	16.6	3.3	735.6	735.6	733.2	83	78	72	S 1	N 0	N 1	10●	10●	0	3.7	● 7½–a ztw., ●° 13¼–14 m.U.
3	12.0	18.6	12.2	14.3	0.9	729.9	728.9	729.6	95	48	89	S 0	S 1	NNE 1	10	7	1	10.0	● n, 7¾–8½, ●°sch. 16, 17
4	11.8	14.2	11.0	12.3	−1.2	730.6	732.6	735.7	95	68	96	E 0	NE 1	N 1	10	10	10●	12.6	● n–n m.U.
5	**10.6**	21.2	13.6	11.8	−1.9	736.4	735.5	736.2	93	**38**	63	N 1	SE 1	NE 1	8	0	0	.	
6	11.4	14.4	12.4	12.7	−1.1	737.1	738.5	738.3	78	84	88	NW 0	NNW 1	N 1	9	10●	7	1.3	● 8½–9¼, 12½–15½ m.U.
7	11.2	22.4	14.2	15.9	2.0	739.0	737.9	740.3	88	44	62	N 1	S 1	NE 1	0	2	10	3.1	●sch. 18
8	13.6	18.2	13.0	14.9	0.8	741.8	742.4	744.0	96	62	64	ENE 1	E 1	N 1	10●	7	1	0.9	●n–10
9	14.4	21.6	14.8	16.9	2.7	744.7	743.9	744.7	52	46	86	N 1	SSE 1	N 1	10	5	10●	0.4	●sch. 21½–21¾ m.U.
10	15.2	21.6	14.0	17.0	2.7	**745.1**	744.4	744.9	68	47	80	E 0	SE 0	N 1	1	7	0	2.0	⛆ ● 14½–16½ m.U.
11	12.6	25.0	17.4	18.3	3.8	744.5	742.9	740.7	84	41	64	SSE 0	S 1	NNE 1	0	0	0	0.1	
12	15.6	24.0	15.2	18.3	3.7	743.0	740.3	740.3	86	48	97	SW 1	S 1	NW 1	10	0	10●	17.6	●° n, ● 20½–22½, ⛆ 20½
13	14.0	23.6	17.4	18.3	3.6	739.1	736.4	735.9	78	44	84	N 1	S 1	N 1	0	1	10	1.5	●sch. 17–n zeitw.
14	14.6	22.8	18.2	18.5	3.6	735.1	733.7	731.5	82	56	70	S 0	S 1	N 1	10	5	3	4.0	● n (14./15.)
15	16.0	23.6	18.6	19.4	4.4	731.2	730.0	730.4	78	56	64	NNE 1	S 1	N 1	10	0	3	27.9	● 23½–n, ⛆ n (15./16.)
16	11.6	12.8	12.2	12.2	−2.9	733.0	732.7	731.9	87	88	92	N 1	W 1	N 1	10●	10●	10	18.9	● n–18 m.U.
17	12.2	16.2	15.6	14.7	−0.6	729.8	729.3	**728.3**	94	68	64	N 1	NNW 1	N 1	10●	10	3	5.0	● n–11½ m.U.
18	13.0	21.6	13.8	16.1	0.7	730.7	732.0	735.8	82	48	96	NE 1	S 1	NW 1	0	7	9	**42.7**	● 16½–19½, ● ▲ ⛆ 17
19	15.0	21.8	16.4	17.7	2.2	738.3	738.6	739.9	74	53	68	N 1	S 1	N 1	10	0	0	.	
20	14.8	23.2	16.6	18.2	2.5	742.9	741.4	741.9	83	53	80	N 1	S 1	N 1	0	3	0	0.1	●°sch. 17½
21	15.8	25.4	19.2	20.1	4.3	744.0	743.2	743.6	79	52	64	N 0	S 1	N 1	0	2	2	.	
22	16.6	26.4	20.0	21.0	5.1	744.5	742.8	742.5	74	48	68	SW 1	S 1	NNE 1	0	0	0	.	
23	17.4	27.2	21.4	22.0	5.9	742.0	740.1	738.4	74	55	74	NE 0	S 1	NNE 1	0	0	1	.	
24	18.0	**27.6**	18.6	21.4	5.2	737.6	735.5	734.7	78	56	64	NNE 0	SSE 1	N 1	0	0	1	.	
25	18.2	24.0	19.8	20.7	4.4	737.5	736.0	735.2	82	61	79	NW 1	S 1	NNE 1	10	3	10	0.7	
26	18.6	24.2	15.6	19.5	3.0	736.3	735.1	735.1	76	61	76	SE 1	SSE 1	N 1	10	7	8	0.5	● fr., 17½–18
27	15.4	24.4	18.6	19.5	2.9	735.8	735.4	736.6	73	58	63	N 1	S 1	N 1	5	10	0	.	
28	15.8	21.2	17.2	18.1	1.4	741.1	740.3	740.5	68	58	78	W 0	S 1	NNE 1	6	1	10	.	
29	14.4	23.6	16.6	18.2	1.3	739.6	738.1	738.8	76	58	74	NE 1	S 1	N 1	0	0	0	.	
30	17.2	23.8	16.6	19.2	2.2	739.6	738.8	739.2	76	54	88	SE 0	S 1	NNE 1	6	5	2	19.2	● 18¾–20, ⛆ 19
31	14.8	17.4	15.4	15.9	−1.2	739.6	740.7	741.1	93	74	94	W 0	W 0	NNE 0	10●	10	10	4.7	● ⛆ n, ● 6½–8, 14–17,
																		Summe	[abds., m.U.
Mittel	14.4	21.5	13.5	16.5	—	738.1	737.4	737.6	81	59	70				6.0	4.6	4.5	177.3	

$\lambda = 7^{\circ}\,35'$, $\beta = 47^{\circ}\,33'$.
$Hb = 318^{m}$, $G = 0.13\ ^{m}/_{m}$.

Basel.

Mai 1934.
Beobachter: *Astronom.-Meteorol. Anstalt.*

1	13.8	19.9	15.0	16.2	—	730.1	730.2	732.2	77	51	69	SSW 0	SW 1	W 1	4	10	9	.	⛆ 21
2	12.7	20.1	14.4	15.7	—	732.0	730.2	728.9	81	57	77	E 1	WNW 1	W 1	10	10	2	.	
3	10.9	16.6	13.2	13.6	—	727.0	725.7	725.6	94	71	83	NW 1	WNW 2	SSW 2	10	10	3	.	
4	12.2	15.3	11.5	13.0	—	726.3	726.9	731.5	87	67	80	WSW 1	W 1	SW 1	10	10	10	2.6	● 10¾–24¼ zeitw.
5	11.1	18.4	11.8	13.8	—	733.9	733.4	734.5	91	59	93	ENE 1	SE 1	SW 0	9	9	0	.	
6	12.7	17.3	12.4	14.1	—	736.4	735.7	735.3	87	70	93	ESE 0	NW 1	SSW 1	1	10	0	.	
7	13.8	21.1	9.1	14.4	—	736.4	736.5	742.6	85	55	92	SE 1	NW 2	WNW 1	9	6	10●	2.5	● 20½–23
8	9.8	16.2	9.4	11.8	—	**744.1**	743.7	743.5	87	52	74	SW 0	WNW 1	E 1	3	8	9	.	△ fr.
9	9.8	16.8	9.8	12.1	—	743.5	743.2	743.1	83	59	76	SSW 1	WNW 1	W 1	10	9	10	0.1	●° 5½
10	8.6	19.2	14.0	13.9	—	742.3	740.9	741.4	91	55	88	NW 1	ENE 1	SW 1	10	1	1	.	
11	12.2	24.3	19.4	18.6	—	741.9	740.0	738.5	93	52	56	SE 0	WNW 1	ESE 1	10	1	0	.	
12	16.4	27.2	16.6	20.1	—	738.0	736.1	735.6	72	37	73	S 0	NW 1	ENE 1	0	1	1	.	T abds.
13	15.1	**28.1**	16.9	20.0	—	734.9	733.3	732.3	82	42	70	E 1	SW 1	SSE 1	2	5	6	3.8	⛆ abds.
14	16.4	18.6	14.0	16.3	—	731.5	731.4	730.7	84	60	67	S 0	W 2	W 1	6	9	10	.	● 1¾–2¼ m.U., 5, ⛆ 1½–2
15	12.0	16.6	8.0	12.2	—	732.7	732.0	729.7	68	38	81	WNW 0	NNW 1	SW 1	4	1	0	.	
16	8.6	22.2	13.7	14.8	—	726.6	**723.5**	724.0	68	41	70	ESE 1	NW 1	SE 1	1	1	10	2.0	△ fr.
17	9.5	14.8	10.1	11.5	—	727.2	729.1	730.8	87	57	79	WSW 2	WNW 1	WNW 1	10●	10	10	0.6	● 2¼–9¼ m.U.
18	8.6	16.2	10.9	11.9	—	731.1	731.0	732.9	70	48	86	WNW 1	NNW 1	E 1	10	10	1	.	
19	11.5	23.2	12.2	15.6	—	735.6	736.0	737.6	77	38	75	ENE 1	W 1	S 1	1	2	1	.	
20	13.2	24.6	16.6	18.1	—	739.6	739.6	740.6	67	37	69	ESE 1	WSW 1	SW 1	9	5	10	.	⊕ p
21	16.4	22.2	15.6	18.1	—	743.0	742.5	742.9	69	46	69	S 0	WNW 1	S 1	4	2	1	.	
22	16.2	25.4	16.7	19.4	—	743.6	742.3	741.8	67	41	75	E 1	WNW 1	W 1	1	6	1	.	
23	16.2	24.4	16.5	19.0	—	741.2	739.2	738.7	75	46	75	E 1	NNW 1	SW 1	2	3	1	.	
24	15.6	23.6	14.0	17.7	—	738.3	736.5	736.4	67	37	70	WNW 1	WNW 1	SSW 1	2	9	8	.	Ψ abds.
25	13.0	22.8	15.4	17.1	—	735.6	733.2	732.4	62	34	58	W 0	ENE 1	SW 1	0	0	1	.	
26	12.3	20.6	13.4	15.4	—	735.1	734.8	737.1	63	40	49	WNW 1	WNW 1	WNW 1	4	7	9	.	
27	7.2	18.4	9.8	11.8	—	738.9	738.2	738.8	66	36	54	W 1	NNE 1	WSW 1	10	2	1	.	⊕ p
28	9.8	22.2	13.8	15.3	—	739.2	737.7	737.4	54	**29**	66	NNE 1	NW 1	W 1	0	0	0	.	
29	13.1	23.8	14.2	17.0	—	737.8	736.8	736.3	64	37	64	NE 1	NW 1	SW 1	0	0	1	.	⊕ abds.
30	13.4	24.8	17.2	18.5	—	735.9	734.6	734.5	63	38	70	ESE 1	NNW 1	SW 1	9	9	9	.	⊕ p
31	15.0	19.3	16.5	16.9	—	734.8	734.7	734.7	68	62	72	E 1	NNE 1	E 1	10	9	9	0.2	● 10¾–11¼
																		Summe	
Mittel	12.5	20.8	13.6	15.6	—	736.0	735.1	735.6	76	48	73				5.5	5.6	4.6	11.8	

Mai 1934.
Beobachter: *Observatorium.*

Säntis.

$\lambda = 9^\circ 20'$, $\beta = 47^\circ 15'$.
$H_b = 2500.1^m$, $G = -0.16\,^m/_m$.

Tag	Lufttemperatur					Luftdruck			Relative Feuchtigkeit			Windrichtung und Stärke			Bewölkung			Niederschlag	Witterung
	7^{30}	13^{30}	21^{30}	Mittel	Abweich. vom Normalst.	7^{30}	13^{30}	21^{30}	7^{30}	13^{30}	21^{30}	7^{30}	13^{30}	21^{30}	7^{30}	13^{30}	21^{30}		
1	3.4	5.0	2.4	3.6	6.5	561.2	562.4	562.8	47	50	64	SSW 3	SSW 2	SSW 1	3	10	9	.	
2	3.4	4.8	2.2	3.5	6.2	561.7	561.9	560.6	54	62	70	SSE 2	SE 1	ESE 2	10	10	2	.	
3	2.6	6.6	0.0	3.1	5.7	557.0	557.2	556.7	61	67	100	NE 2	SSW 1	N 1	10	10	8	4.6	▲sch., $14^3/_4$, △✳ 17–19*)
4	−0.4	−1.3	−1.0	−0.9	1.6	556.4	557.0	559.8	100	100	100	NE 0	S 3	SW 2	10≡*	10≡	10≡	3.3	✳ n–$13^1/_4$ m.U. ≡ n–15*)
5	−0.4	4.6	−0.4	1.3	3.6	561.6	562.1	563.6	87	68	100	E 0	SSW 1	NNE 0	1	10≡	10	0.8	△sch. $16^1/_2$–$18^3/_4$, ≡ 10–21
6	−1.0	1.0	1.8	0.6	2.8	564.1	564.5	565.3	100	100	63	N 1	NNE 1	SE 1	10≡*	10≡	2	.	✳ 7–8, ≡ n–18
7	2.0	4.0	−0.4	1.9	4.0	565.1	565.8	566.9	59	90	100	SW 3	SW 3	W 3	10	10≡	10≡*	14.2	△sch. 19, ✳ 19-n, ≡ 9-n
8	**−5.8**	−1.0	−2.8	−3.2	−1.2	567.3	568.0	568.7	100	100	**17**	WNW 1	SSE 1	E 1	10≡*	8	4	0.4	✳ n–11, ≡ n–13
9	0.0	5.4	0.9	2.1	3.9	568.1	568.9	569.1	**17**	61	90	SW 3	S 1	S 2	10	10≡	10	0.3	● ✳ $16^1/_4$–$18^1/_4$ m.U. *)
10	3.2	6.6	4.4	4.7	6.4	569.2	570.0	571.0	41	34	100	SE 3	S 3	N 0	1	1	10≡	.	≡ 20–n
11	5.7	8.0	5.4	6.4	8.0	571.0	570.9	569.9	24	50	33	ENE 1	ESE 0	NE 1	1	2	3	.	≡ 15–19 m.U.
12	5.6	8.8	4.6	6.3	7.7	567.9	568.0	567.3	21	40	62	SW 1	WSW 2	E 0	1	6	5	0.2	≡ 16–17
13	3.8	3.8	2.8	3.5	4.8	565.7	565.2	564.2	96	55	87	SW 1	SW 2	SW 2	10≡	10	6	11.4	● n, $15^1/_4$–$18^1/_2$ zeitw., *)
14	1.8	3.4	1.0	2.1	3.3	562.3	561.6	560.0	100	100	100	SW 3	SW 3	SW 3	10≡●	10≡	10≡	8.7	● 7–10 m.U., ●° $15^3/_4$–n, *)
15	−3.6	−0.2	−3.2	−2.3	−1.2	558.9	559.8	558.8	100	100	81	W 1	SSW 1	S 1	10≡*	10≡	1	0.3	✳ n–$8^1/_2$, ≡ n–$14^1/_4$
16	1.0	6.6	1.4	3.0	3.9	557.1	556.9	556.7	70	57	100	S 2	S 2	SSW 2	6	9	10≡	.	≡ 21–n
17	0.0	0.2	−3.0	−0.9	−0.1	**556.2**	556.9	558.1	100	80	100	ESE 1	S 0	NE 1	10≡	10≡*	10≡	2.4	✳ $8^3/_4$–$14^3/_4$ m.U., ●° 17–n,
18	−1.0	3.8	−1.0	0.6	1.3	558.1	559.4	561.8	82	73	83	E 1	S 2	WSW 2	1	1	2	.	[≡ n–n
19	1.5	4.8	1.0	2.4	3.0	563.7	565.7	567.2	92	60	54	SSW 1	SW 2	WSW 2	10≡	8	2	.	≡ n–11, 15–19 m.U.
20	2.0	6.6	1.8	3.5	3.9	568.3	569.1	569.8	67	56	100	SW 2	S 1	W 1	10≡	10	10≡	1.4	△sch. $21^1/_2$, ≡ 6–$7^3/_4$, 20–n
21	2.3	7.2	1.8	3.8	4.1	570.2	571.2	571.7	98	65	70	SW 1	SSW 1	WSW 2	10≡	10	3	.	● n, ≡ n–18 zeitw.
22	4.1	**9.6**	3.5	5.7	5.8	571.6	**572.1**	571.7	34	54	100	WSW 1	S 1	W 2	6	4	0	.	Ψ abds.
23	4.8	9.4	4.0	6.1	6.1	569.8	569.4	568.3	37	64	100	SW 1	SW 1	SW 2	1	9	10≡	.	≡ $9^3/_4$–n m.U., ⊕ p
24	1.8	4.6	1.8	2.7	2.6	566.6	566.2	565.7	95	77	100	WNW 1	SW 2	SW 2	10≡	10≡	10≡	.	≡ n–n m.U.
25	3.0	7.4	3.0	4.5	4.3	564.2	564.1	563.6	68	67	33	SW 2	SSW 2	WSW 1	1	10	1	.	≡ $15^1/_4$–$17^1/_2$
26	2.4	5.3	−0.1	2.5	2.2	563.7	564.2	564.3	91	70	100	WSW 3	SW 3	W 2	10≡	10≡	10≡	0.5	● △sch. $15^1/_2$, $16^1/_4$, ≡ n–$9^1/_2$,
27	−2.2	1.0	−3.8	−1.7	−2.2	563.4	564.3	565.3	100	78	90	W 1	SSW 2	NNW 2	10≡	9	1	.	≡ n–$9^3/_4$ [12–n
28	−0.8	4.5	0.6	1.4	0.8	565.2	566.2	566.3	20	58	73	N 1	SW 1	W 2	1	2	0	.	
29	1.6	5.8	3.2	3.5	2.8	565.7	566.6	566.3	41	58	37	SW 2	SSW 1	SW 1	1	10	1	.	
30	5.4	7.2	3.4	5.3	4.5	565.5	566.2	565.9	26	54	66	WSW 1	SW 1	WSW 1	6	9	4	.	⊕ a, p
31	4.0	4.4	3.0	3.8	2.9	565.4	565.8	565.7	68	100	90	SSE 0	SSW 1	SW 2	10	10≡●	10	**15.8** Summe	● $12^3/_4$–19 m.U., ≡ 12–17*)
Mittel	1.6	4.8	1.2	2.5	—	564.3	564.8	564.9	68	69	79				6.8	8.3	5.9	64.3	

*) **3.** ≡ 14–19, ⊼ p zeitw. **4.** ≡ $17^1/_4$–n **9.** ≡ 13–$19^1/_2$ **13.** ✳ △sch. 12–$13^1/_2$ zeitw., ≡ n–10 **14.** ≡ n–n **31.** ⊕ a

Mai 1934.
Beobachter: Frl. *F. Lombardi.*

St. Gotthard (Hospiz).

$\lambda = 8^\circ 34'$, $\beta = 46^\circ 33'$,
$H_b = 2102.9^m$, $G = -0.14\,^m/_m$.

1	4.2	5.0	2.4	3.9	4.4	590.3	591.1	590.6	60	42	61	SE 1	SE 2	SE 1	8	10●	10	22.0	● $10^1/_4$–$18^3/_4$, n
2	3.6	5.2	4.0	4.3	4.6	590.2	590.2	589.0	63	58	89	SE 1	SE 1	SE 1	10	10≡	4	4.8	●° zeitw., ≡ 11–15
3	1.4	8.2	2.4	4.0	4.2	585.9	584.7	585.0	85	50	61	E 0	SE 1	SE 1	10	10	10	4.2	
4	0.4	4.2	1.0	1.9	2.0	**584.6**	586.4	589.4	74	58	78	N 0	N 0	S 0	10*	10≡	10≡	11.2	✳ n–$9^3/_4$, ≡ 10–n
5	**0.0**	9.0	1.4	3.5	3.5	590.4	589.9	591.8	76	50	66	S 0	SE 0	N 1	8	5	10≡	.	≡ 18–n
6	1.2	4.0	4.0	3.1	3.0	592.7	592.9	593.5	80	58	51	N 1	N 1	N 0	10≡	10	0	0.7	● $10^1/_4$–12, ≡ n–9
7	4.0	6.4	2.1	4.2	4.0	593.7	594.9	596.8	54	51	73	NE 0	NE 1	NE 1	5	4	10	7.0	
8	2.2	2.5	1.5	2.1	1.7	596.0	596.2	599.4	61	58	65	N 1	N 1	N 0	10≡	2	10	.	≡ n–$8^1/_2$
9	3.5	4.5	4.0	4.0	3.5	598.7	598.1	598.4	51	48	52	N 0	N 0	S 1	10	10	10●	7.2	● $10^1/_2$–$12^3/_4$, $20^1/_4$–$23^1/_2$
10	3.2	6.3	5.2	4.9	4.3	598.3	598.9	599.7	55	49	54	S 2	S 2	S 1	10	10	10●	2.0	● $19^1/_4$–22
11	5.0	9.9	5.1	6.7	6.0	599.5	599.5	598.5	35	58	51	SE 0	SE 1	SE 1	2	0	0	.	
12	5.2	9.9	5.0	6.7	5.8	597.2	596.9	595.8	49	41	46	SE 0	SE 0	S 1	4	2	0	.	
13	5.3	9.2	4.4	6.3	5.3	594.5	593.7	592.5	50	42	46	N 1	N 0	N 0	2	2	0	.	
14	6.0	**12.1**	4.1	7.4	6.3	591.4	590.5	588.9	44	38	77	N 0	N 0	N 1	10	10	10≡	7.0	≡ 17–n
15	3.0	4.0	1.5	2.8	1.6	587.7	588.5	587.5	81	58	48	N 2	N 1	N 0	10≈	4	10≡	7.0	≡ n–n m.U.
16	1.0	3.2	1.2	1.8	0.5	586.6	585.1	585.7	57	42	54	S 1	S 1	S 1	10●	10●	10●	10.0	● n–n zeitw.
17	2.1	3.0	1.1	2.1	0.7	**584.6**	585.7	586.2	53	59	63	S 1	S 1	S 1	10●	10●	10●	6.5	●° n–n zeitw.
18	2.0	7.3	1.6	3.6	2.1	587.0	587.9	590.1	56	55	60	N 1	N 1	N 1	10	10	10●	3.1	●° abds. zeitw.
19	2.0	9.2	4.0	5.1	3.4	592.2	593.9	595.0	78	40	59	N 1	N 1	N 1	4	2	5	.	
20	5.2	10.2	5.4	6.9	5.1	596.8	597.7	597.9	66	37	73	N 1	N 0	N 2	0	0	0	.	
21	2.8	9.8	5.0	5.9	4.0	598.8	599.7	**600.7**	68	41	86	N 1	N 1	N 2	0	4	10≡	.	≡ 20–n
22	4.0	10.1	6.0	6.7	4.7	600.2	599.6	600.1	69	40	77	N 1	N 1	N 1	0	0	0	.	
23	7.6	11.4	6.0	8.3	6.2	598.3	597.7	597.1	57	36	89	N 1	N 0	N 1	0	0	10≡	.	≡ $18^1/_2$–n
24	4.3	10.6	4.2	6.4	4.2	595.2	594.4	594.7	73	40	75	N 1	N 0	N 2	2	0	0	.	
25	5.0	11.4	6.6	7.7	5.3	593.3	592.6	592.4	53	46	40	N 1	N 0	N 0	0	3	0	.	
26	7.2	9.0	4.0	6.7	4.2	593.4	593.0	591.6	43	43	72	N 0	N 0	N 2	0	10●	10≡	0.5	● ⊼ $13^1/_2$–14, ≡ 19–n
27	1.2	3.4	0.4	1.7	−0.9	591.9	593.2	594.3	65	64	58	N 1	N 1	N 2	10≡	6≡	10≡	.	≡ n–n
28	0.6	7.2	5.0	4.3	1.6	594.1	593.9	594.5	49	33	42	N 1	N 1	N 1	0	0	0	.	
29	5.0	8.0	4.2	5.7	2.9	594.4	594.0	594.9	45	**30**	47	N 1	N 1	N 1	0	0	0	.	
30	4.4	10.3	3.2	6.0	3.1	594.6	593.5	594.8	46	45	61	NE 0	N 0	NW 1	8	10	10●	**25.0**	● ⊼ $20^1/_2$–n
31	3.8	5.0	4.2	4.3	1.2	594.2	594.9	595.4	49	51	63	E 0	E 0	SE 1	10≡	10≡	10≡	5.2 Summe	●° zeitw., ≡ n–n
Mittel	3.4	7.4	3.6	4.8	—	593.1	593.2	593.6	59	47	62				5.9	5.6	6.4	123.4	

$\lambda = 7^{\circ}\,26'$, $\beta = 46^{\circ}\,57'$,
$Hb = 572.2^{m}$, $G = 0.05$ ‰.

Bern.

Juni 1934.
Beobachter: *Tellur. Observatorium.*

Tag	Lufttemperatur					Luftdruck			Relative Feuchtigkeit			Windrichtung und Stärke			Bewölkung			Niederschlag	Witterung
	7^{30}	13^{30}	21^{30}	Mittel	Abweich. vom Normalst.	7^{30}	13^{30}	21^{30}	7^{30}	13^{30}	21^{30}	7^{30}	13^{30}	21^{30}	7^{30}	13^{30}	21^{30}		
1	14.2	17.2	16.8	16.1	1.9	713.8	714.6	713.7	90	84	78	W 1	SE 1	SE 0	10	7	8	4.9	● $10^{3}/_{4}$–$11^{3}/_{4}$, $17^{1}/_{2}$, $23^{1}/_{4}$–24
2	13.8	18.7	14.1	15.5	1.2	715.5	715.2	715.2	90	63	90	W 0	SSW 1	SSW 0	10	8	10●	4.3	● $0^{3}/_{4}$-$3^{1}/_{2}$, $14^{1}/_{4}$-$15^{1}/_{2}$, $19^{3}/_{4}$-22 m.U.
3	13.4	12.0	13.5	13.0	−1.4	711.9	712.1	711.5	90	88	82	E 0	SSW 0	S 0	10	10	10	6.5	● 11, $11^{1}/_{2}$–$13^{1}/_{4}$
4	12.4	18.8	16.4	15.9	1.3	709.5	707.3	705.5	89	52	67	NE 0	NE 0	NE 0	10	4	9	0.2	● $0^{1}/_{4}$
5	12.5	13.4	9.8	11.9	−2.8	704.0	**703.7**	706.7	89	89	88	NE 1	NE 1	S 0	10	10	5	0.9	● 4–$4^{1}/_{2}$, $8^{1}/_{4}$, $19^{1}/_{2}$–$20^{1}/_{4}$
6	**9.0**	17.0	12.0	12.7	−2.1	706.8	706.4	709.7	92	49	74	NE 0	NW 1	W 1	10	7	10	0.1	● $18^{1}/_{4}$
7	11.7	17.3	13.6	14.2	−0.7	711.7	712.9	715.7	84	41	73	SE 0	W 1	ESE 0	0	6	10	.	
8	11.8	20.6	16.2	16.2	1.2	716.4	715.3	715.4	83	37	47	SE 0	N 1	NE 0	0	0	0	.	
9	12.6	21.7	16.0	16.8	1.7	716.3	715.1	714.9	74	37	55	NE 0	N 1	NE 0	0	1	5	.	
10	12.7	21.5	16.2	16.8	1.6	713.8	712.3	711.5	80	32	47	NE 0	NE 1	NE 0	0	0	0	.	
11	12.5	22.6	17.9	17.7	2.4	711.0	709.8	709.2	77	30	49	SE 0	SW 1	W 1	0	8	9	1.6	● $23^{1}/_{4}$–24, K$_{\alpha}$ $23^{3}/_{4}$–24
12	12.7	16.3	11.8	13.8	−1.7	709.6	710.4	712.4	88	58	88	SE 1	E 0	SE 0	3	8	2	1.4	●° 7, ● $13^{1}/_{2}$–$15^{1}/_{4}$ m.U.,
13	11.0	21.7	16.1	16.3	0.7	712.8	712.7	713.2	80	29	59	SE 1	NW 1	SW 0	0	1	0	.	[K$_{\alpha}$ 7, 12, $14^{3}/_{4}$
14	12.7	22.2	18.6	17.8	2.1	713.7	713.2	713.2	75	34	63	SE 0	N 0	N 0	1	9	9	.	
15	15.0	17.9	15.6	16.2	0.4	713.8	714.9	715.3	85	72	80	N 0	E 1	NE 0	10	10	5	9.3	K$_{\alpha}$ ● $10^{1}/_{2}$–11
16	12.6	20.4	17.3	16.8	0.9	715.3	714.8	715.0	90	39	50	NE 1	ENE 2	ENE 1	1	0	0	.	
17	14.0	25.5	20.0	19.8	3.8	716.8	716.2	716.3	80	28	50	SE 0	NE 1	E 0	0	0	0	.	
18	15.8	**28.0**	22.4	22.1	6.0	**717.6**	716.3	715.7	77	27	53	SE 0	W 1	W 0	0	0	0	.	
19	18.2	27.7	15.7	20.5	4.3	715.0	712.0	711.9	73	41	92	SE 0	WSW 1	SW 0	0	8	10	10.0	● $12^{1}/_{4}$–$21^{1}/_{2}$, $15^{1}/_{4}$–$21^{1}/_{2}$
20	15.2	12.5	11.0	12.9	−3.4	708.6	708.5	710.9	86	89	90	W 1	SW 0	W 1	10	10●	10●	42.7	● n-n m.U.
21	12.0	16.4	14.8	14.4	−2.0	712.7	712.9	713.0	86	53	70	SW 0	SW 0	SW 0	8	8	10	.	●° 0–$0^{1}/_{4}$, ● $0^{3}/_{4}$–$1^{3}/_{4}$ m.U.
22	15.0	21.6	17.8	18.1	1.6	713.6	713.3	714.3	66	45	60	SW 1	W 2	W 0	9	1	0	.	
23	16.5	25.2	21.4	21.0	4.5	713.9	712.4	712.2	81	47	62	SE 0	N 0	SW 0	0	1	9	.	
24	17.8	24.6	17.2	19.9	3.3	712.6	711.7	712.7	80	57	92	WSW 0	NE 0	SE 0	1	8	10	21.1	K$_{\alpha}$ ● $18^{3}/_{4}$, ● $19^{3}/_{4}$, K$_{\alpha}$ ● 20–$21^{1}/_{4}$
25	16.5	21.5	17.4	18.5	1.8	713.1	713.0	713.4	90	65	86	SE 0	W 0	SE 1	8	6	9	18.7	● 1–9, $18^{3}/_{4}$–n m.U., K$_{\alpha}$ 1, $23^{3}/_{4}$
26	13.5	19.0	15.2	15.9	−0.9	715.4	715.8	717.2	89	63	78	W 1	W 1	W 0	10●	5	0	0.5	● n–$7^{1}/_{2}$ m.U., $11^{1}/_{2}$–$11^{3}/_{4}$
27	13.8	22.0	17.2	17.7	0.8	716.7	715.1	713.1	81	49	68	SE 1	NE 1	NE 1	0	0	2	.	
28	14.8	23.5	12.9	17.1	0.1	711.1	708.5	710.7	80	40	90	SE 0	W 1	NE 1	0	4	10●	**51.2**	▲ $15^{3}/_{4}$, ● $15^{3}/_{4}$-n, K$_{\alpha}$ $15^{3}/_{4}$-$17^{1}/_{4}$
29	10.3	11.3	11.1	10.9	−6.1	708.8	707.6	708.1	90	89	91	SE 1	SE 1	SE 1	10	10	10●	8.7	● n–n zeitw.
30	11.5	20.7	14.6	15.6	−1.5	708.1	708.1	711.6	93	69	88	SE 1	NE 1	SE 0	10	7	10	6.6	● n–7, 16, $20^{1}/_{2}$–$21^{1}/_{4}$ m.U.
Mittel	13.5	20.0	15.7	16.4	—	712.7	712.1	712.6	84	53	72				4.7	5.2	6.1	Summe 188.7	

$\lambda = 6^{\circ}\,57'$, $\beta = 47^{\circ}\,0'$,
$Hb = 487.3^{m}$, $G = 0.06$ ‰.

Neuchâtel.

Juni 1934.
Beobachter: *Observatorium.*

1	13.8	22.8	18.0	18.2	3.3	721.5	721.6	721.4	99	56	75	W 1	SE 1	W 0	10●	6	10	11.3	● n–$8^{1}/_{2}$, K$_{\alpha}$ ● 22–$22^{1}/_{2}$ m.U.
2	13.9	22.8	15.8	17.5	2.5	723.3	722.7	722.3	96	60	85	NE 0	S 1	NE 0	10	4	9	2.0	K$_{\alpha}$ ●tr. $18^{1}/_{2}$-n
3	13.9	13.4	13.0	13.4	−1.7	719.7	719.9	718.9	96	84	94	E 0	SW 2	SW 1	10	9	10	6.0	● a, $16^{1}/_{4}$–17 m.U.
4	13.6	21.4	16.2	17.1	1.9	717.0	713.8	712.8	91	63	75	SE 0	SE 1	S 0	10	6	8	.	
5	14.2	15.2	11.6	13.7	−1.6	711.3	**711.0**	714.0	89	69	89	E 1	NW 2	N 0	9	9	9	.	●tr. 17
6	**10.1**	17.4	12.8	13.4	−2.1	714.2	713.9	716.7	90	62	64	SE 0	SW 1	NW 3	10	8	9	.	
7	12.8	17.5	14.9	15.1	−0.5	719.4	720.8	723.0	76	50	56	E 1	SW 2	NW 1	1	8	8	0.3	●°sch. $16^{3}/_{4}$
8	12.0	24.2	15.8	17.3	1.6	724.1	723.0	722.6	81	39	57	E 0	SE 0	E 0	0	1	0	.	
9	13.3	22.5	17.6	17.8	2.0	724.0	722.6	722.2	72	45	42	SE 0	E 1	E 0	0	5	3	.	
10	15.7	25.5	18.8	20.0	4.1	721.1	719.6	718.6	64	33	42	E 1	E 2	N 1	0	1	0	.	
11	13.8	23.2	18.8	18.6	2.6	718.6	717.1	716.1	70	38	46	E 0	SW 0	NE 0	0	9	10	0.4	●sch. $21^{3}/_{4}$
12	14.6	18.6	12.1	15.1	−1.1	717.0	717.4	719.9	80	53	74	E 1	SW 0	NW 0	5	8	0	0.1	●sch. 17, T 7
13	11.8	22.3	16.4	16.8	0.5	720.4	720.2	720.5	84	45	56	E 0	SW 0	NE 0	0	4	1	.	
14	14.5	23.8	20.4	19.6	3.2	721.1	720.7	720.5	75	40	49	SE 0	S 0	NW 2	0	8	6	.	
15	18.0	22.0	16.8	18.9	2.4	721.0	722.0	722.6	68	60	64	E 0	SE 1	NE 2	7	9	8	0.5	●tr. 11–12, ● $13^{3}/_{4}$–14
16	14.7	25.5	19.0	19.7	3.1	722.9	722.0	722.5	78	36	40	NE 3	E 3	NE 2	1	0	0	.	
17	14.6	27.6	21.4	21.2	4.5	724.2	723.5	723.5	76	38	46	E 0	S 0	N 0	0	0	0	.	
18	16.5	**30.7**	24.9	24.0	7.2	**724.9**	723.6	722.8	77	34	**27**	E 0	SE 1	NW 2	0	0	0	.	
19	17.9	27.7	15.5	20.4	3.5	722.4	718.9	719.1	72	41	93	E 0	SW 2	W 1	2	8●	10	14.9	●sch. $11^{1}/_{2}$, 12, $13^{1}/_{2}$, ● K$_{\alpha}$ $14^{1}/_{2}$-
20	14.9	14.0	11.1	13.3	−3.7	716.2	715.7	718.3	88	91	89	SW 1	SW 1	NW 1	10	10●	8	22.4	● n–n m.U. [abds.
21	13.2	16.5	15.8	15.2	−1.9	720.2	720.3	720.5	71	57	59	SW 1	SW 1	SW 1	4	7	10	0.2	
22	15.0	23.0	18.9	19.0	1.8	721.0	721.1	721.2	70	57	61	SW 1	SW 2	NW 0	10	3	0	.	
23	15.9	26.3	21.6	21.3	4.0	721.2	719.9	719.5	83	48	62	E 0	S 1	W 2	1	2	7	.	●tr. 21–n zeitw., K$_{\alpha}$ 21
24	19.2	29.0	20.4	22.9	5.5	719.9	718.8	719.8	83	41	71	SE 0	S 0	NE 1	1	4	10●	9.7	● $21^{1}/_{2}$–n
25	16.5	24.9	19.1	20.2	2.7	720.9	720.5	720.5	100	58	81	NE 0	S 0	NE 0	10●	2	10●	**25.8**	● n–8, $21^{1}/_{2}$–n, T 23
26	14.6	22.7	17.0	18.1	0.5	722.7	722.9	724.3	95	43	58	W 0	SW 2	NW 2	10	2	5	.	
27	15.0	24.9	18.8	19.6	1.9	724.1	722.5	720.4	83	49	61	E 0	E 1	N 0	0	1	2	.	
28	16.1	25.8	12.7	18.2	0.4	718.5	715.8	717.8	81	52	78	E 0	SW 1	W 1	0	4	10●	15.2	● 16-n, T abds., △ fr.
29	11.3	13.8	13.4	12.8	−5.1	716.2	714.7	715.3	97	89	100	W 0	E 0	N 0	10●	10	10●	5.4	● n-n m.U.
30	14.7	22.6	17.4	18.2	0.3	715.3	715.5	719.1	99	68	76	E 0	NE 2	NE 1	7	7	10	3.8	●sch. $11^{3}/_{4}$, ● $16^{1}/_{2}$–n, T $17^{1}/_{4}$
Mittel	14.5	22.2	16.9	17.9	—	720.1	719.4	719.9	83	53	66				4.6	5.2	6.1	Summe 117.5	

Juni 1934.
Beobachter: Frl. *H. Nager.*

Altdorf.

$\lambda = 8^{\circ}\,39'$, $\beta = 46^{\circ}\,53'$,
$H_b = 456.3^{m}$, $G = 0.05$ ‰.

Tag	Lufttemperatur					Luftdruck			Relative Feuchtigkeit			Windrichtung und Stärke			Bewölkung			Niederschlag	Witterung
	7^{30}	13^{30}	21^{30}	Mittel	Abweich. vom Normalst.	7^{30}	13^{30}	21^{30}	7^{30}	13^{30}	21^{30}	7^{30}	13^{30}	21^{30}	7^{30}	13^{30}	21^{30}		
1	14.7	19.8	14.8	16.4	1.6	723.4	724.1	723.9	88	47	78	W 0	NW 1-2	SW 0	6	8	2	.	
2	16.6	17.9	14.3	16.3	1.4	725.4	725.2	724.9	67	64	96	E 0	NW 1	NW 0	10	10	10	4.4	● 14–17¾
3	14.9	16.6	12.9	14.8	−0.2	722.2	721.5	722.0	85	66	94	SW 0	NW 0	NW 0	7	10	10●	5.1	● p–n zeitw.
4	12.4	20.1	16.5	16.3	1.2	719.1	716.2	715.1	90	44	72	NW 0	NW 0-1	NW 0	2	4	10	9.3	
5	14.3	13.6	10.1	12.7	−2.5	713.9	**713.1**	717.1	94	86	91	SW 0	NW 0	NW 0	10	10●	10●	22.8	● p–n
6	**9.7**	11.9	12.3	11.3	−4.0	716.4	715.7	720.1	93	52	94	NE 0	NW 0	NW 0	2	8	10	6.5	● ⛈ 2
7	11.6	15.6	11.9	13.0	−2.4	721.8	723.7	726.7	96	62	96	W 0	SE 0	NW 0	10	10●	10	1.9	● II
8	10.9	20.7	15.4	15.7	0.2	722.0	725.0	725.6	82	**32**	62	S 0	NW 1-2	SE 0	0	3	4	.	
9	13.0	20.2	15.1	16.1	0.5	726.4	724.9	725.1	74	41	72	S 0	NW 0-1	NW 0	4	6	6	.	
10	12.8	21.3	15.3	16.5	0.8	724.1	721.7	721.6	69	37	62	NE 0	NW 1	E 0	5	4	0	.	
11	12.7	22.3	14.5	16.5	0.7	721.0	718.8	719.5	63	33	60	SE 0	NW 1	NW 0	2	6	10●	24.9	● abds.–n, ⛈ 11
12	12.7	16.0	11.9	13.5	−2.4	719.6	720.5	723.0	72	53	93	SE 0	SE 0-1	W 0	5	10●	10	9.6	● seit $13^{3}/_{4}$. ⊤ $13^{3}/_{4}$
13	11.9	19.6	15.7	15.7	−0.3	722.8	722.3	723.3	78	45	81	S 0	N 1	NW 0	4	7	8	.	
14	15.3	16.9	16.3	16.2	0.1	723.3	723.0	723.5	76	36	68	NW 0	NW 0	NW 0	9	5	9	7.5	
15	14.2	15.6	13.7	14.5	−1.7	724.2	725.5	725.9	97	76	94	N 0	E 0	SE 0	10●	10	3●	23.7	● zeitw.
16	12.6	21.6	16.6	16.9	0.6	725.7	725.0	725.4	88	47	67	SE 0	NW 0-1	SE 0	0	3	0	.	
17	13.7	21.7	18.8	18.1	1.7	726.6	726.0	726.6	87	49	63	W 0	NW 0	E 0	1	0	0	.	
18	17.3	26.1	20.2	21.2	4.8	**727.3**	725.5	725.4	57	35	57	W 0	NW 0-1	SE 0	0	0	6	.	
19	18.9	25.9	17.7	20.8	4.3	724.7	720.8	720.7	69	36	83	NW 0	W 0	SE 0	2	7	8	5.2	● $14^{1}/_{2}$, 16, 17
20	16.7	14.9	12.7	14.8	−1.8	717.9	718.1	719.8	93	76	87	S 0	W 0	SW 0	10●	10●	10	18.3	● seit I, II
21	11.6	15.4	13.4	13.5	−3.2	722.5	722.8	723.5	89	54	86	E 0	NW 0	SE 0	10	10	9	0.4	● p zeitw.
22	14.0	22.1	17.4	17.8	1.0	723.3	722.5	724.3	74	42	70	S 0	NW 0	SE 0	9	5	7	.	
23	15.2	23.7	20.3	19.7	2.9	723.8	721.8	722.4	75	50	40	S 0	S 0	SE 0-1	0	4	3	.	
24	18.3	**27.2**	22.8	**22.8**	5.9	722.1	720.3	721.4	76	49	36	NW 0	NW 0-1	SE 0-1	7	4	7	.	
25	18.0	24.5	16.8	19.8	2.8	723.6	721.3	724.2	79	53	95	NW 1	NW 1	NW 0	4	4	10	**30.5**	● $14^{1}/_{2}$, a
26	15.6	18.7	15.0	16.4	−0.6	725.0	725.7	727.2	94	68	93	E 0-1	SW 0	SW 0	10●	10●	10	5.6	● n–n zeitw.
27	15.2	21.7	16.7	17.9	0.8	726.9	724.1	723.5	85	88	70	NE 0	NW 0-1	SE 0	4	5	0	.	
28	15.5	24.4	15.7	18.5	1.3	720.9	717.0	720.2	75	40	87	E 0	NW 1	NW 0-1	0	6	10●	29.0	● $16^{1}/_{2}$–n, ⊤ p
29	13.6	16.1	14.8	14.8	−2.4	718.5	717.5	718.0	84	60	43	SE 0	NW 0	NW 0	10●	10	10●	3.2	● n–n zeitw.
30	14.1	15.7	15.2	15.0	−2.3	717.9	718.3	720.9	92	89	94	W 0	S 0	S 0	10●	10●	10●	8.6	● n–n zeitw.
Mittel	14.3	19.6	15.5	16.5	—	722.4	721.6	722.7	81	54	76				5.4	6.6	7.1	Summe 216.5	

Juni 1934.
Beobachter: *Observatorium.*

Genf.

$\lambda = 6^{\circ}\,9'$, $\beta = 46^{\circ}\,12'$,
$H_b = 405.0^{m}$, $G = 0.02$ ‰.

1	15.7	20.1	15.0	16.9	1.1	728.8	728.1	730.0	92	73	89	SW 0	NNE 1	SE 0	10	2	10	13.3	⛈ $18^{1}/_{2}$, n, ●° n
2	15.8	21.8	17.2	18.3	2.5	730.5	729.6	729.1	82	65	80	NNE 1	SE 0	SE 0	3	2	9	2.1	●° p, n
3	14.4	16.4	15.3	15.4	−0.2	727.2	727.5	726.1	93	80	78	NE 0	NW 0	SW 1	10	9	1	7.1	●° p, ⛈ $9^{1}/_{2}$
4	13.6	18.7	16.0	16.1	0.4	724.2	722.2	720.2	85	69	77	NNE 1	NNE 1	NE 1	9	9	9	2.9	●° 18, n
5	15.3	18.9	13.3	15.8	−0.6	718.5	**717.7**	720.7	94	62	77	NE 0	NNE 1	NE 0	9	9	9	.	
6	12.1	19.4	14.4	15.3	−0.9	721.7	721.6	725.3	84	55	63	SSE 0	SW 1	NNE 0	0	6	9	.	
7	13.6	19.2	15.7	16.2	0.0	726.8	727.9	730.0	75	55	63	NW 0	SW 0	E 0	4	2	3	.	
8	12.3	20.8	18.0	17.0	1.1	731.2	730.1	729.6	82	60	60	NE 1	NNE 1	NE 0	0	0	0	.	
9	14.7	21.6	18.2	18.2	1.9	731.0	729.7	728.9	75	55	71	NNW 0	NNE 1	NNE 1	0	1	0	.	
10	15.8	22.0	17.4	18.4	1.8	728.0	726.0	725.6	74	50	57	NE 0	NNE 2	NNE 1	0	0	0	.	
11	14.8	22.5	19.6	19.0	2.6	725.8	724.3	723.8	75	50	63	E 0	NNE 1	SE 0	0	9	0	.	●° $12^{1}/_{4}$
12	15.2	20.4	15.5	17.0	0.0	724.3	724.1	726.8	85	60	74	SSE 0	NNE 1	NE 1	1	8	3	0.5	●° $12^{1}/_{4}$, $16^{3}/_{4}$
13	13.0	21.8	19.5	18.1	1.7	727.8	727.0	727.6	85	52	50	SSW 0	NNE 1	NNE 1	0	0	0	.	
14	15.1	22.5	20.4	19.3	2.8	728.3	727.7	728.0	75	50	53	SSE 0	NNE 1	NE 0	0	2	0	.	
15	15.4	22.8	18.6	18.9	1.9	728.7	728.0	728.5	84	63	61	E 0	NNE 2	NNE 2	2	4	0		●° 14
16	15.8	21.7	19.6	19.0	2.2	729.2	728.7	729.1	85	68	53	NNE 1	NNE 2	NE 0	0	0	0	.	
17	16.2	23.7	22.5	20.8	4.1	731.7	730.6	730.7	75	51	49	E 0	NNE 1	NNE 0	0	0	0	.	
18	18.6	29.5	23.7	23.9	6.7	**732.4**	730.7	730.8	75	**34**	54	SE 0	SW 1	SW 0	0	0	0	.	
19	20.8	**30.0**	16.6	22.5	3.7	729.7	726.5	727.0	60	40	94	SW 0	S 1	SE 0	2	5	10	8.5	●° $14^{1}/_{4}$, ⛈ p, n
20	17.2	18.6	12.5	16.1	−2.2	724.5	723.3	725.8	80	67	82	SW 1	SSW 1	NNW 0	9	10	9	4.6	●° seit $14^{3}/_{4}$
21	13.4	18.4	18.6	16.8	−0.2	727.9	727.5	728.0	82	56	63	NW 0	NNE 1	SE 1	7	2	9	.	
22	17.0	24.4	20.4	20.6	3.0	729.2	728.6	728.5	64	47	62	SW 1	SW 2	NW 0	10	1	1	.	
23	16.6	23.5	21.4	20.5	3.1	728.3	726.7	726.7	80	53	55	SE 0	NNE 2	SSW 1	0	0	0	.	
24	20.2	26.0	22.6	22.9	5.1	727.3	726.3	726.9	71	55	69	SE 0	SSW 1	SSW 2	2	5	9	0.4	
25	18.2	22.0	20.2	20.1	2.3	728.2	727.3	727.8	80	66	80	NE 0	NNE 1	SW 1	9	8	10	6.0	●° fr., $9^{1}/_{2}$, ● n, ⛈ $21^{1}/_{2}$, n
26	15.6	21.9	17.8	18.4	0.4	730.1	731.2	731.9	93	62	64	W 0	NW 1	NE 1	10	3	1	.	
27	15.4	22.2	19.4	19.0	1.1	731.5	728.9	727.4	78	55	57	NE 1	NE 2	NNE 1	0	3	0	.	
28	17.8	24.3	14.4	18.8	−0.3	726.0	723.5	727.1	74	57	89	NW 0	NW 2	E 0	0	9	10	10.8	●° $14^{3}/_{4}$, n, ⊤ 13
29	**11.0**	12.4	14.4	12.6	−5.0	723.9	722.2	722.3	93	95	84	E 0	NE 0	NE 0	10	10	10	**15.5**	●° n (29./30.)
30	12.2	19.0	18.4	16.5	−1.2	722.8	722.8	725.0	98	75	75	E 0	NE 1	NNE 2	10	3	9	5.0	● a, p zeitw., ⊤ $16^{1}/_{2}$
Mittel	15.4	21.6	17.9	18.3	—	727.5	726.6	727.2	81	59	68				3.9	4.1	4.4	Summe 76.7	

$\lambda = 8^{\circ}\,33'$, $\beta = 47^{\circ}\,23'$.
$H_b = 493.2^{m}$, $G = 0.08\,{}^{m}/_{m}$.

Zürich.

Juni 1934.
Beobachter: *Meteorol. Zentralanstalt.*

Tag	Lufttemperatur					Luftdruck			Relative Feuchtigkeit			Windrichtung und Stärke			Bewölkung			Niederschlag	Witterung
	7^{30}	13^{30}	21^{30}	Mittel	abweich. vom Normalw.	7^{30}	13^{30}	21^{30}	7^{30}	13^{30}	21^{30}	7^{30}	13^{30}	21^{30}	7^{30}	13^{30}	21^{30}		
1	14.8	20.6	16.0	17.1	2.2	720.4	721.3	720.7	90	51	67	NNW 0	WNW 1	ESE 1	9	9	3	0.0	●tr. 7½
2	16.6	19.2	14.0	16.6	1.6	722.5	722.1	721.4	68	57	100	W 0	WNW 0	WNW 0	10	10	8	14.2	K$_a$ ● 17¾–18
3	14.5	18.6	14.2	15.8	0.7	718.6	717.8	717.9	87	55	73	SSE 0	WSW 2	WNW 1	9	10	10	5.1	● 14⅝–16¼, 23½–1¾
4	13.2	19.4	15.5	16.0	0.8	716.2	713.9	712.2	87	48	79	N 2	N 2	NE 1	10	5	4	0.0	
5	13.4	12.4	**10.2**	12.0	3.3	710.8	**710.6**	713.5	77	90	100	NNW 0	N 2	NNE 0	10	10	10	11.7	● 10¼–13¼, 14–17
6	10.9	18.5	10.9	13.4	2.1	713.3	713.0	716.7	92	44	100	N 0	WNW 1	SSW 0	7	6	10	6.4	● 17–13½ m.U.
7	11.0	18.9	12.8	14.2	1.4	718.8	720.0	722.6	84	43	76	SE 1	S 1	SE 1	4	5	10	0.3	●° 14–14⅝, 17
8	11.4	22.4	15.1	16.3	0.6	723.6	722.6	722.0	82	35	53	ESE 0	ESE 1	NE 0	1	2	2	.	
9	13.5	22.0	15.0	16.8	1.0	723.4	722.2	721.7	67	33	59	WNW 1	NNE 2	ENE 0	1	6	3	.	
10	13.2	23.4	15.0	17.2	1.3	720.8	719.4	718.4	64	30	56	NW 1	ESE 2	ENE 2	1	2	0	.	
11	13.4	24.1	15.4	17.6	1.6	717.7	716.1	716.1	72	31	56	SE 1	WNW 2	NNE 1	0	9	10	4.5	● 22½–24, ⊕ p
12	12.3	18.6	13.6	14.8	1.3	716.6	717.3	719.2	83	38	72	SE 0	NW 3	SSE 1	4	8	10	.	⊕ p
13	12.1	23.3	15.5	17.0	0.8	719.8	719.3	719.8	78	32	62	SSE 0	N 2	NNW 0	0	4	1	.	
14	14.6	22.9	18.4	18.6	2.3	720.3	719.7	719.6	69	35	57	NNW 0	S 2	SE 1	9	9	9	6.6	
15	14.0	18.7	12.2	15.0	−1.4	720.8	722.0	722.8	99	60	100	ESE 0	SSE 2	ESE 1	10	8	1	8.2	● 3–11¼ m.U., 18¼–19
16	13.1	22.2	15.4	16.9	0.4	723.0	722.4	722.4	84	37	60	NNE 2	ENE 2	ENE 2	6	1	0	.	
17	13.3	26.2	17.4	19.0	2.4	723.5	723.0	723.1	66	38	52	NNW 1	SSW 1	E 1	2	1	0	.	
18	15.8	**29.8**	20.4	22.0	5.3	**724.1**	722.8	722.0	72	**29**	62	E 0	SSE 1	NNW 0	0	1	1	.	
19	18.4	27.2	15.5	20.4	3.6	721.1	718.4	717.5	75	38	100	SSE 1	WNW 2	E 1	3	10	10	13.1	K$_a$ ● 15¾–20¾ m.U.
20	17.0	15.1	11.5	14.5	−2.4	714.4	714.6	716.7	65	85	95	SSW 3	SSW 2	WNW 3	10	10●	10	22.1	● 1¾, 9¼–23¾
21	11.8	19.1	14.1	15.0	−2.0	719.4	719.5	719.5	83	46	76	WNW 1	SSW 2	SE 1	10	5	7	0.1	● 5½–5⅝
22	15.7	22.2	16.9	18.3	1.2	719.9	719.5	720.7	57	43	75	SSW 2	WSW 3	NNW 0	10	4	0	.	
23	16.2	26.3	20.6	21.0	3.8	720.9	718.9	718.5	76	44	66	SE 0	NNE 2	SSE 1	1	1	5	.	
24	19.3	29.5	22.5	23.8	5.6	719.0	718.0	718.8	73	38	61	S 0	SSW 1	WNW 1	6	5	10	0.8	● 22½–23½
25	18.8	24.4	16.7	20.0	2.7	719.6	719.5	720.6	81	50	97	SE 1	WNW 1	SSW 1	8	8	10	19.0	●° 14⅝–15, 19¼–22¼
26	15.4	19.2	14.8	16.5	−0.9	721.5	722.1	723.9	99	70	82	SSE 2	SSE 1	WSW 0	10	8	5	5.9	● 2–15¾ m.U., K$_a$ 14½– [15¼, ⌿ a zeitw.
27	16.4	22.6	17.5	18.8	1.3	723.8	722.0	720.0	73	46	72	SSE 0	SSE 1	NNW 1	7	3	1	.	
28	15.6	25.6	13.8	18.3	0.6	717.6	715.0	717.0	77	38	100	ESE 0	N 1	WNW 1	1	3	10●	**28.0**	● 17¾–n, K$_a$ 17½–18, 18½
29	11.8	14.1	13.0	13.0	−4.6	715.3	714.3	714.6	98	87	99	NW 1	NNW 2	N 1	10●	10	10●	11.6	●^{2} n–9½; ●° 10¾–16¾ stw.,*)
30	16.7	22.8	15.7	18.4	0.7	714.7	715.2	717.9	82	52	96	N 2	NNE 2	NW 1	8	6	6	5.3	● 5–5¼, K$_a$ ● 14½–15¼, [18⅝–19¾
																		Summe	
Mittel	14.5	21.6	15.3	17.1	—	719.4	718.7	719.3	79	47	77				5.9	6.0	5.9	162.9	

*) **29.** ● 21–1¼

$\lambda = 8^{\circ}\,30'$, $\beta = 47^{\circ}\,3'$.
$H_b = 1787.3^{m}$, $G = 0.11\,{}^{m}/_{m}$.

Rigi-Kulm.

Juni 1934.
Beobachter: *J. Steiner.*

1	10.2	8.0	9.8	9.3	3.5	617.3	618.4	618.4	59	80	60	NW 1	NW 1	NW 1	7	10	2	0.2	●° a zeitw.
2	9.2	9.2	8.2	8.9	3.0	618.7	618.9	618.6	64	76	63	WNW 1	SSE 1	SE 1	10	10≡	9	1.3	●' p zeitw., ≡ seit 10 zeitw.
3	10.0	6.0	4.5	6.8	0.8	615.7	614.7	614.6	58	100	100	W 0	W 2	W 1	10	10≡	10●	3.1	●sch. zeitw., ≡ seit 10 ztw.
4	5.9	10.4	8.0	8.1	2.0	612.5	611.9	610.6	82	66	78	ENE 1	SSW 1	WNW 1	3	5	7	0.3	
5	6.4	6.0	**1.4**	4.6	−1.7	608.2	**607.4**	610.3	95	85	100	WNW 1	SE 1	W 1	10≡	10≡	10●	29.1	● ≡ a–n zeitw.
6	3.0	6.1	4.0	4.4	−2.0	610.3	610.2	612.1	67	83	90	WNW 2	NW 1	NNW 2	3	10≡	10●	13.4	● ≡ p
7	3.1	7.4	4.0	4.8	−1.7	614.0	616.0	618.3	100	84	74	WNW 1	NNE 1	N 1	10	10	10	1.5	●° zeitw.
8	6.2	8.0	7.3	7.2	0.6	618.5	619.1	619.2	64	62	45	SSE 1	NE 1	NE 1	0	0	1	.	
9	7.2	9.3	7.4	8.0	1.3	619.3	619.2	618.5	56	66	59	ENE 1	ENE 1	ESE 1	1	3	5	.	
10	8.3	9.7	7.2	8.4	1.5	616.8	616.2	615.8	58	60	54	E 1	E 0	ESE 1	0	0	0	.	
11	7.3	12.2	5.0	8.2	1.2	614.5	614.3	613.6	57	46	86	ESE 1	SW 1	SW 3	0	5	10●	10.3	●^{2} abds.
12	4.4	6.4	5.4	5.4	−1.7	612.9	613.7	615.5	95	82	75	NNW 1	SW 1	E 1	10≡	10●	10	8.7	△ K$_a$ a
13	6.0	8.3	7.5	7.3	0.1	615.6	616.6	617.6	75	73	56	ENE 1	NE 1	NW 1	0	5	1	.	
14	8.0	13.0	9.5	10.2	2.9	617.3	617.6	618.1	57	51	62	NW 1	ENE 1	WSW 1	10	7	9	6.1	
15	6.0	7.2	6.3	6.5	−0.9	616.8	618.3	618.8	98	68	78	W 1	E 1	E 2	10●	10	5	14.6	● n–12
16	4.4	9.5	9.1	7.7	0.1	618.1	619.0	620.6	58	76	72	NE 1	SE 1	W 1	0	5	0	.	
17	10.5	12.7	13.3	12.2	4.5	620.2	621.2	621.7	60	36	**15**	W 1	NW 1	NW 1	1	0	0	.	
18	13.8	16.0	14.7	14.8	7.0	**622.0**	**622.0**	621.7	35	40	47	NE 0	NE 1	W 1	0	0	3	.	
19	13.8	**17.8**	10.4	14.0	6.1	620.3	618.5	615.7	46	47	60	W 1	WSW 1	W 2	2	10	10	9.0	● seit 17½
20	6.8	4.4	3.4	4.9	−3.1	612.4	611.9	612.4	97	100	100	NW 2	NW 2	W 3	10	10●	10●	28.1	● 12–n. ✳ 19
21	3.8	4.1	5.2	4.4	−3.7	614.6	615.6	616.3	100	90	74	W 1	NW 1	W 1	10≡	10≡	3	0.3	
22	6.6	11.2	9.1	9.0	0.8	616.4	617.6	618.7	87	66	78	W 1	SSE 1	SW 1	10	7	2	.	
23	11.2	15.1	12.8	13.0	4.7	618.4	618.3	618.5	52	62	58	S 1	SE 1	SW 1	0	1	3	.	
24	13.1	16.9	13.8	14.6	6.2	618.0	618.0	617.9	53	69	51	SSE 2	NW 1	SW 1	7	3	10●	8.4	● 21–n, K$_a$ seit 21
25	12.4	12.6	10.2	11.7	3.2	618.1	618.1	618.4	69	100	70	SE 0	SW 1	NW 0	4	10≡	7	30.9	● 14⅝–20, ≡ seit 11, K$_a$ 14⅝
26	6.3	6.1	6.8	6.4	−2.1	618.2	618.8	620.5	80	96	95	WNW 1	W 3	W 1	10	10≡	10≡	3.9	●sch. zeitw.
27	9.5	9.6	9.7	9.6	1.0	619.8	619.5	618.2	69	72	68	SE 1	NE 1	E 1	5	3	1	.	
28	11.5	13.1	6.1	10.2	1.5	615.6	614.5	613.9	60	60	82	E 0	W 1	SW 1	0	2	10●	**64.5**	● 16½–n, K$_a$ 17–18
29	3.9	5.6	6.9	5.5	−3.3	611.3	610.7	611.9	100	100	100	NW 1	E 2	E 1	10●	10≡	10≡	7.8	●sch. a, p zeitw.
30	8.4	9.0	7.9	8.4	−0.5	611.6	613.1	615.4	100	100	94	NE 2	NE 3	ENE 3	10●	10≡	4	13.0	●sch. a–20 zeitw.
																		Summe	
Mittel	7.9	9.7	7.8	8.5	—	616.1	616.3	616.7	72	74	71				5.4	6.5	6.1	254.5	

Juni 1934.
Beobachter: *G. Krättli.*

Bevers.

$\lambda = 9^\circ 53'$, $\beta = 46^\circ 33'$,
$H_b = \text{ca. } 1710^m$, $G = -0.12\ ^m/_m$.

Tag	Lufttemperatur 7h30	13h30	21h30	Mittel	Abweich. vom Normalw.	Luftdruck 7h30	13h30	21h30	Relative Feuchtigkeit 7h30	13h30	21h30	Windrichtung und Stärke 7h30	13h30	21h30	Bewölkung 7h30	13h30	21h30	Niederschlag	Witterung
1	9.4	13.8	8.0	10.4	2.3	624.5	624.3	625.4	73	56	84	NW 1	SSW 2	NW 1	9	9	2	.	
2	10.5	9.4	6.0	8.6	0.4	625.3	625.5	624.7	65	83	93	SE 1	SSE 2	W 1	9	10●	7	3.0	● 11¾–18¼ zeitw.
3	8.4	14.2	5.9	9.5	1.2	622.0	619.8	619.9	59	52	88	SSE 1	SSE 1	SW 1	2	9	10	1.7	● 14–n zeitw., ✳° 23¼
4	11.8	15.2	7.9	11.6	3.2	618.5	617.1	616.1	49	46	82	SSW 1	WSW 2	W 1	1	6	10	0.7	
5	6.7	10.4	5.1	7.4	−1.2	614.3	**612.2**	614.5	90	67	74	NE 2	NNW 2	NW 1	10●	10	10●	3.2	●° n–13¼ m.U., ● p–n ztw.
6	7.2	13.1	5.8	8.7	0.0	616.1	616.0	618.1	48	50	86	S 1	SSW 4	W 0	1	8	10●	**23.8**	●tr. 17, 17½, ● 18¾–n
7	4.8	11.3	**4.2**	6.8	−2.0	620.0	620.8	624.2	74	58	89	NE 2	W 3	WNW 1	9	9	9	7.9	● 15–19¾ m.U., ● ✳ 16¼–
8	6.6	13.4	4.9	8.3	−0.6	623.2	624.4	625.0	64	45	79	E 1	S 2	SW 0	6	1	5	.	[16⅜, ⊼ 15¼–15½
9	9.6	13.2	6.1	9.6	0.6	624.8	623.7	624.6	49	51	86	S 1	NE 2	NW 0	1	9	5	0.1	●° 15–17¾, 18¼, ⌣ fr.
10	10.2	12.7	6.7	9.9	0.8	622.9	621.7	622.7	48	39	72	NE 1	N 1	NE 2	3	7	9	0.0	●° 16
11	9.5	14.8	7.2	10.5	1.2	620.6	619.2	619.0	48	38	75	SSE 0	W 3	W 2	1	8	4	7.1	●° 17½, 19¾–20¼
12	8.0	10.4	6.8	8.4	−1.0	618.2	618.6	620.1	55	49	64	NE 3	WNW 4	WNW 2	3	9	10	0.0	● 13½, ●° 16, 17
13	9.8	13.4	9.8	11.0	1.5	621.0	621.6	622.4	50	48	63	NE 2	WNW 3	WNW 1	6	8	9	0.0	
14	7.0	13.4	10.0	10.1	0.5	623.1	622.7	623.2	73	46	60	SE 0	SW 0	NE 1	9	9	10	0.8	
15	7.6	10.9	7.4	8.6	−1.1	622.5	623.0	624.1	83	63	80	NE 2	NW 2	NE 2	10●	10●	10	2.7	● a–13
16	7.2	15.4	6.7	9.8	0.0	624.3	623.7	625.9	62	**35**	78	NE 3	NE 3	NW 0	1	1	0	.	
17	12.8	18.3	9.3	13.5	3.6	626.3	625.9	627.1	47	39	79	S 0	SW 1	SE 0	4	1	0	.	
18	14.0	**19.8**	9.6	14.5	4.5	**627.7**	626.6	627.0	46	36	74	S 1	WNW 1	W 1	0	0	1	.	
19	16.2	19.6	10.0	15.3	5.2	626.4	623.8	622.7	45	37	89	W 1	W 1	W 1	2	5	10●	5.8	● ⊼ 19¾–20¼, ● 21½–n
20	10.1	11.7	6.0	9.3	−0.9	618.4	616.8	617.3	84	72	82	SE 1	N 1	N 2	10●	9	9	7.1	● 7¼–8, 13–21 zeitw.
21	4.9	10.7	4.3	6.6	−3.7	619.3	620.9	622.8	77	51	78	W 1	SW 1	W 1	9	9	1	0.0	● 6¼–7½, mtgs.
22	11.7	15.7	7.8	11.7	1.4	622.9	623.2	624.7	44	46	77	SE 0	WSW 2	W 0	9	6	1	.	
23	14.3	19.1	11.6	15.0	4.6	625.5	624.6	625.4	49	46	82	SE 0	SSE 2	SW 0	1	1	8	.	
24	15.7	17.7	12.7	15.4	4.9	625.2	624.8	625.0	47	51	81	S 0	SSE 1	SE 0	1	6	9	.	
25	18.1	19.7	13.3	17.0	6.4	624.7	624.4	624.9	48	49	77	SE 0	SSE 1	W 0	2	7	9	0.5	
26	11.3	12.3	8.1	10.6	−0.1	624.0	624.5	625.6	85	69	88	W 2	N 0	W 0	10●	9	9	10.7	● 7–11, 14½–20 zeitw.
27	12.7	14.7	7.3	11.6	0.8	625.6	624.9	624.0	52	51	79	SE 0	SW 2	W 0	4	8	1	.	
28	12.2	19.1	7.7	13.0	2.2	621.7	619.1	619.1	49	41	90	S 0	SE 0	N 2	1	3	10	7.1	● ⊀ 19½–n zeitw.
29	8.7	6.9	7.3	7.6	−3.3	616.3	617.7	618.2	81	81	88	N 2	NNE 3	SE 0	9	10	10	10.5	● 13½–14, 14½–15, ●° abds.
30	9.9	11.5	10.9	10.8	−0.2	617.3	618.4	619.3	84	76	71	N 1	N 0	N 3	9	10●	9	0.8	●° 9½–11, 12½–13½
																		Summe	
Mittel	10.2	14.1	7.8	10.7	—	622.2	621.7	622.4	61	52	80				6.9	6.9	6.7	93.5	

Juni 1934.
Beobachter: *Kapuzinerkloster.*

Sitten.

$\lambda = 7^\circ 21'$, $\beta = 46^\circ 14'$,
$H_b = 548.6^m$, $G = 0.00\ ^m/_m$.

1	16.4	19.8	18.8	18.3	2.1	716.0	716.4	715.8	67	51	50	SW 1	SW 2	SW 2	8	6	8	2.2	● 10¼
2	15.0	22.6	15.6	17.7	1.4	718.0	716.8	717.1	85	49	71	SW 1	SW 1	SW 1	7	5	7	0.4	● n, 19
3	15.0	24.0	15.0	18.0	1.6	714.4	714.1	713.4	80	65	64	SW 1	SW 1	SW 1	10	8	8	0.4	
4	16.0	22.6	17.0	18.5	2.0	711.8	708.4	707.8	60	41	72	SW 1	SW 2	SW 1	2	5	10●	0.7	● 20½–n
5	16.6	16.0	12.0	14.9	−1.7	705.9	**704.3**	707.8	76	75	85	W 1	SW 1	W 1	8	10●	6	3.4	● 12½–p
6	**11.8**	21.0	14.2	15.7	−1.0	708.3	707.4	710.9	68	38	70	N 1	SW 2	SW 1	10	5	10	.	
7	15.2	18.8	15.0	16.3	−0.5	713.7	715.1	717.4	56	43	49	SW 1	SW 2	SW 1	5	8	10	.	
8	13.0	22.8	18.8	18.2	1.3	719.0	716.1	716.6	61	**31**	37	NE 1	SW 2	SW 1	0	2	0	.	
9	16.6	25.0	17.8	19.8	2.8	717.4	715.1	715.8	60	32	41	SW 1	SW 2	SW 1	1	1	3	.	
10	15.0	25.0	18.2	19.4	2.3	715.5	712.2	712.6	59	33	41	SW 1	SW 2	SW 1	3	3	0	.	
11	15.4	24.8	19.6	19.9	2.7	713.3	710.7	710.9	56	34	36	SW 1	SW 2	SW 2	3	5	6	5.6	
12	14.0	20.2	**11.8**	15.3	−2.0	712.4	711.9	714.3	67	44	82	SW 1	SW 2	SW 1	9	7	1	6.1	● ⊼ 2–2½, 14¼
13	12.4	23.0	17.4	17.6	0.2	715.5	713.7	714.7	73	36	44	NE 1	SW 2	SW 1	1	1	1	.	
14	13.6	25.0	18.4	19.0	1.5	716.2	714.5	715.2	64	**31**	42	W 1	SW 1	N 1	3	5	4	.	
15	17.6	17.6	16.2	17.1	−0.5	715.2	716.4	715.5	57	69	55	N 0	N 1	N 1	8	10	1	0.1	● 13
16	15.0	25.4	20.6	20.3	2.6	716.9	714.5	716.1	65	34	43	N 1	SW 2	SW 1	0	0	1	.	
17	17.0	26.6	20.6	21.4	3.6	719.0	717.0	718.1	59	38	54	SW 1	SW 2	SW 1	1	1	0	.	
18	18.6	**29.4**	23.4	23.8	5.9	**720.2**	717.3	717.8	58	33	34	SW 1	SW 2	SW 1	0	0	3	.	
19	19.8	28.8	18.0	22.2	4.2	718.3	714.0	716.1	57	37	82	SW 1	SW 1	SW 1	2	7	10●	9.8	● 19–n
20	17.2	19.0	13.8	16.7	−1.4	711.6	710.2	713.1	80	59	70	SW 1	SW 2	SW 3	10	10	9	5.4	● n, p
21	13.0	21.2	16.8	17.0	−1.2	714.8	714.3	715.0	72	37	41	SW 1	SW 1	SW 1	7	5	8	.	
22	16.0	24.0	20.0	20.0	1.7	716.6	715.0	715.6	62	43	44	NE 1	SW 1	SW 2	10	1	0	.	
23	17.2	27.6	21.8	22.2	3.9	716.7	713.5	714.4	59	39	46	SW 1	SW 2	SW 1	1	0	6	.	
24	20.0	27.6	20.6	22.7	4.3	715.4	713.1	714.8	56	33	58	SW 1	N 1	SW 0	3	5	9	.	
25	19.0	21.8	18.0	19.6	1.1	715.4	713.9	716.3	69	60	90	SW 1	SW 2	SW 2	8	10●	10●	21.5	●sch. a–n, ● n, ⊼ 17
26	17.6	21.0	17.8	18.8	0.2	717.5	716.3	718.2	72	45	74	SW 0	SW 3	SW 1	7	4	1	.	
27	16.2	24.4	19.0	19.9	1.3	719.1	715.6	714.1	59	37	52	SW 1	SW 1	SW 1	1	3	0	.	
28	18.8	**22.8**	16.8	19.5	0.8	713.5	710.1	712.1	61	45	72	SW 0	W 1	SW 1	1	8	10●	**32.8**	● abds.–n
29	12.2	13.0	13.0	12.7	−6.1	710.7	710.0	710.8	72	65	75	SW 1	N 2	N 1	10●	8	8	4.2	● n–13, 20
30	12.4	18.2	15.4	15.3	−3.5	710.7	710.5	712.2	80	68	88	N 1	N 1	N 1	7	8	8	.	
																		Summe	
Mittel	15.8	22.6	17.4	18.6	—	715.0	713.3	714.3	66	45	59				4.9	5.0	5.3	92.6	

$\lambda = 8^\circ 57'$, $\beta = 46^\circ 0'$.
$Hb = 276.2^m$, $G = 0.03\ ^m/_m$.

Lugano.

Juni 1934.
Beobachter: *G. Vicari.*

Tag	Lufttemperatur					Luftdruck			Relative Feuchtigkeit			Windrichtung und Stärke			Bewölkung			Niederschlag	Witterung
	7^{30}	13^{30}	21^{30}	Mittel	Abweich. vom Normalt.	7^{30}	13^{30}	21^{30}	7^{30}	13^{30}	21^{30}	7^{30}	13^{30}	21^{30}	7^{30}	13^{30}	21^{30}		
1	15.6	18.4	15.2	16.4	−0.9	741.7	742.0	742.2	88	72	80	N 1	S 1	N 1	10	10	1	11.6	● 9–12 m.U.
2	15.8	17.4	13.2	15.5	−1.9	741.9	741.8	740.4	78	88	91	N 1	W 0	N 1	10	10●	2	11.8	● 8½–16½ m.U.
3	15.2	14.6	13.4	14.4	−3.1	738.0	735.6	732.9	74	84	93	N 1	N 1	N 1	8	10●	10	14.4	●° fr., ● 13–17½ m.U., abds.
4	13.0	23.0	17.0	17.7	0.1	733.4	732.1	730.5	84	54	70	N 1	S 1	N 0	0	8	10	1.9	[K 13–13½
5	15.2	16.0	13.6	14.9	−2.9	729.1	**727.1**	728.3	93	88	86	NNE 0	S 1	N 1	10●	10●	0	4.5	● n–14½
6	14.2	22.0	13.2	16.5	−1.4	731.0	731.9	733.9	72	63	93	SE 0	S 1	N 1	5	7	10	23.6	K ● 17½–21
7	13.8	17.0	14.4	15.1	−2.9	735.6	736.9	737.9	82	74	65	NNE 1	ENE 1	N 1	0	10●	0	13.1	● K n, ● 12⅝–13½,
8	**12.8**	23.6	16.0	17.5	−0.6	740.6	739.8	739.6	72	54	62	N 1	ESE 1	N 1	0	0	0	.	[K ● 13½–16
9	15.4	22.8	14.8	17.7	−0.6	741.1	738.9	739.2	76	58	79	NE 0	S 1	N 1	0	4	0	4.9	K ●sch. 17½–19 m.U.
10	16.2	23.4	17.8	19.1	0.7	739.1	736.9	736.5	76	59	60	S 1	S 1	N 1	0	3	0	.	
11	15.6	24.2	16.2	18.7	0.2	735.6	733.7	733.3	76	56	73	NE 1	S 1	N 1	0	4	1	0.8	●sch. 19¼–19⅝
12	17.4	24.6	18.0	20.0	1.4	732.2	732.1	734.6	46	39	39	NNE 2	ESE 1	NNE 2	10	3	0	.	
13	15.6	23.0	17.0	18.5	−0.3	736.8	736.5	736.6	70	57	63	SE 0	SSE 1	NNW 1	0	0	0	.	
14	14.4	25.8	18.8	19.7	0.8	737.8	736.1	736.8	72	58	46	SW 0	SSE 1	NNE 1	0	4	9	.	
15	17.8	21.6	20.4	19.9	0.9	736.1	736.8	737.8	59	40	37	SW 1	N 2	NNE 2	10	10	2	.	
16	15.0	24.2	19.4	19.5	0.4	738.7	738.9	741.4	58	45	61	N 1	S 1	N 1	0	1	5	.	
17	16.8	24.4	18.0	19.7	0.5	743.5	742.4	742.6	68	45	60	E 0	S 1	N 1	10	0	0	.	
18	16.6	26.2	20.2	21.0	1.7	**743.6**	742.1	741.6	86	66	71	E 0	S 1	N 1	0	0	2	.	
19	18.6	28.0	22.0	22.9	3.5	740.3	737.5	735.3	78	62	79	NE 1	SSE 1	N 1	0	5	10	0.9	● 21–22, K 21
20	18.0	23.4	20.8	20.7	1.1	731.6	728.8	730.2	82	63	45	N 1	S 1	N 2	10	4	8	.	
21	19.8	25.6	20.0	21.8	2.1	732.3	733.9	735.9	40	34	**30**	NNE 2	NNE 3	NNE 2	0	0	7	.	
22	16.2	25.2	18.2	19.9	0.1	738.6	738.6	739.2	48	40	53	NNE 1	S 1	N 1	2	0	0	.	
23	16.4	26.8	19.6	20.9	1.0	740.5	739.8	740.3	61	44	57	NE 0	S 1	NNE 1	0	0	1	.	
24	19.0	28.6	20.6	22.7	2.7	740.2	738.6	739.1	63	42	57	NE 0	S 1	N 1	0	0	4	.	
25	20.6	28.0	22.2	23.6	3.5	739.2	738.6	738.5	63	44	53	NE 0	S 1	N 1	1	3	10	1.8	
26	17.2	27.0	21.0	21.7	1.5	739.4	737.7	738.4	84	52	48	NNW 1	SSE 1	N 1	10●	2	0	1.5	● fr.–8 zeitw.
27	20.2	28.4	21.8	23.5	3.2	739.0	737.3	736.3	48	38	43	N 1	SSE 1	N 1	0	0	0	.	
28	18.6	**28.8**	16.6	21.3	0.9	735.4	732.3	733.0	61	41	94	E 0	S 1	NNE 1	0	2	10●	**28.7**	● 19–n m.U., K 19
29	15.2	21.6	13.8	16.9	−3.5	730.1	730.5	732.7	83	56	93	SW 1	N 1	N 1	10●	10	10●	17.3	● n–10½, 16½–23½
30	14.8	18.4	15.0	16.1	−4.4	731.9	733.8	733.0	86	68	85	W 1	SE 1	NNE 1	10	10	2	0.4	●° p m.U.
																		Summe	
Mittel	16.4	23.4	17.6	19.1	—	737.1	736.3	736.3	71	56	65				3.9	4.3	3.5	137.2	

$\lambda = 7^\circ 35'$, $\beta = 47^\circ 33'$.
$Hb = 318^m$, $G = 0.13\ ^m/_m$.

Basel.

Juni 1934.
Beobachter: *Astronom.-Meteorol. Anstalt.*

1	15.2	20.1	17.4	17.6	—	735.2	736.2	735.7	80	66	79	ESE 1	ENE 1	E 1	9	6	8	9.3	● 8¼–11 m.U., T 8¼
2	15.0	23.4	15.5	18.0	—	738.1	737.2	736.8	93	53	89	S 0	ESE 1	E 1	10●	8	9	14.0	● 8–8¼ m.U., K ● 14–15¼, ● 22⅝–
3	13.4	19.0	14.8	15.7	—	734.6	733.7	733.4	91	59	85	S 1	WNW 1	WNW 1	9	9	9	0.5	● 10½–10⅝, 22⅜–23½ [23¼
4	14.0	21.4	15.8	17.1	—	732.2	729.8	728.0	95	53	78	WNW 1	NW 1	W 1	10	6	2	.	
5	11.2	10.8	10.1	10.7	—	727.2	**727.0**	729.1	84	97	98	WNW 1	W 1	SSE 0	10	10	9	5.7	● 13–19 m.U.
6	**9.1**	19.2	12.2	13.5	—	728.9	728.4	732.4	95	63	71	SE 1	S 1	WSW 1	10	9	9	.	
7	12.0	20.8	14.6	15.8	—	734.5	735.5	738.0	74	42	68	ENE 1	WSW 1	SSW 1	0	8	9	.	
8	13.5	21.8	15.0	16.8	—	739.2	738.1	738.0	73	32	61	E 1	NE 1	WSW 1	0	1	0	.	
9	14.5	23.8	15.8	18.0	—	738.9	738.0	737.5	69	34	60	E 0	WNW 1	W 1	0	4	2	.	
10	15.4	23.8	17.6	18.9	—	737.0	735.2	734.0	61	37	60	SSW 0	E 1	W 0	0	4	5	.	
11	15.2	25.2	16.2	18.9	—	733.4	731.9	732.4	65	35	71	E 1	W 1	SW 1	0	10	10●	4.5	K ● 21¼–22⅝, ⊕ a, p
12	14.4	18.5	13.8	15.6	—	732.3	732.9	734.4	90	55	86	SSW 1	E 2	E 1	6	7	0	2.6	● 15⅜–17½, T p zeitw.
13	12.8	23.2	13.8	16.6	—	735.3	734.9	735.1	76	37	86	E 1	N 1	SSW 1	0	2	0	.	
14	16.4	24.8	16.7	19.3	—	735.5	734.6	735.0	65	33	79	ENE 1	NNW 1	SW 1	1	6	3	0.6	
15	15.7	22.0	15.4	17.7	—	736.0	736.9	737.7	94	63	91	NNE 0	S 0	E 1	10	9	1	0.9	● 2½–3⅝, 14½–16¼ m.U.,
16	12.5	24.2	15.8	17.5	—	738.6	737.6	737.8	98	42	60	E 1	NW 1	ENE 1	0	1	0	.	[T p zeitw.
17	16.2	29.0	17.7	21.0	—	738.8	738.2	738.1	69	34	63	ESE 0	ENE 1	NE 0	0	0	0	.	
18	17.6	**31.3**	19.2	22.7	—	738.8	737.8	737.1	55	**31**	59	ENE 1	NW 1	S 1	0	1	1	.	
19	19.3	23.4	18.6	20.4	—	735.9	733.2	732.2	54	72	80	ENE 1	SE 1	SSW 1	6	8	10	0.4	● 11¼–21½ stw., T a, p stw.
20	16.6	16.1	12.0	14.9	—	729.8	729.8	732.6	68	82	91	WSW 1	SW 1	WSW 1	10	10●	9	12.3	● 7⅝–9⅝, 13¼–18, 19½–20¼
21	12.8	21.4	14.8	16.3	—	735.1	734.6	734.9	87	56	86	SW 1	SSW 1	S 1	9	9	8	.	● 2⅜–3¼, ⊕ p
22	15.4	22.4	16.7	18.2	—	734.9	735.2	735.7	78	50	84	S 0	W 2	SW 1	10	8	0	.	
23	18.0	28.8	21.4	22.7	—	735.8	734.2	733.5	71	46	73	E 1	SSE 1	ESE 1	1	1	8	0.9	⊕ p
24	19.0	29.6	19.2	22.6	—	734.3	733.2	734.1	85	40	89	ESE 1	NE 1	SSE 1	5	6	10	8.0	K ● 18⅜–19⅝, ● 23⅝, T p stw.
25	18.1	25.6	18.8	20.8	—	734.5	734.5	735.2	92	56	87	ESE 1	W 1	WSW 1	10	2	10●	21.6	● n–9¼, 19–n stw., K 22⅝–23½
26	15.6	21.7	16.8	18.0	—	737.1	737.8	**739.4**	93	54	77	WSW 1	WNW 2	W 1	9	8	9	0.1	● n–9⅝ zeitw.
27	17.8	26.1	17.8	20.6	—	739.2	737.5	735.6	74	46	84	ENE 1	SW 1	WSW 1	1	1	2	.	
28	18.0	28.2	13.2	19.8	—	733.1	730.0	732.9	72	43	97	SE 1	S 1	W 1	2	2	10●	**44.9**	K ● 15–16¾, ● 17⅛–n
29	12.8	14.7	14.8	14.1	—	731.0	730.1	730.5	95	90	94	W 1	NW 1	W 1	10	10●	10	0.8	● 0–5, 8–9, 12½, 13½
30	17.0	22.5	16.7	18.7	—	730.5	730.7	733.2	91	64	95	WNW 1	NE 1	S 1	10	8	10●	8.8	● 0¼–1¼, 16¼–n zeitw.
																		Summe	
Mittel	15.1	22.8	15.9	17.9	—	734.9	734.2	734.7	80	52	79				5.3	5.8	6.0	135.9	

Juni 1934.
Beobachter: *Observatorium.*

Säntis.

$\lambda = 9^\circ 20'$, $\beta = 47^\circ 15'$.
$H_b = 2500.1^m$, $G = -0.16\,‰$.

Tag	Lufttemperatur					Luftdruck			Relative Feuchtigkeit			Windrichtung und Stärke			Bewölkung			Niederschlag	Witterung
	7^{30}	13^{30}	21^{30}	Mittel	Abweich. vom Normalst.	7^{30}	13^{30}	21^{30}	7^{30}	13^{30}	21^{30}	7^{30}	13^{30}	21^{30}	7^{30}	13^{30}	21^{30}		
1	4.6	4.4	3.8	4.3	3.3	566.3	567.0	567.3	78	100	67	SSW 1	SW 1	SW 2	10	10≡	2	0.9	△sch. $11^3/_4$, ●° $12^1/_2$–$14^3/_4$, *)
2	4.2	6.8	2.1	4.4	3.3	567.4	567.6	567.0	71	91	85	ESE 2	SW 1	NW 1	10	10≡	9	4.0	● $16^1/_2$–$18^1/_4$, ≡ $9^3/_4$–20
3	5.4	3.3	0.0	2.9	1.6	564.4	563.3	562.5	37	80	100	NNW 0	N 1	WSW 1	9	10	10≡*	40.1	●△ 15–$17^1/_2$, ✳ $17^1/_2$–n, *)
4	2.4	6.0	2.1	3.5	2.1	561.0	561.1	559.5	54	76	100	ENE 0	SSW 1	WSW 2	1	10≡	10≡	.	≡ $8^1/_2$–$19^3/_4$, 21–n
5	1.8	0.0	−2.6	−0.3	−1.8	557.2	**558.0**	557.1	97	95	100	SW 1	NNE 1	N 1	10≡	10≡*	10≡	17.1	△ $9^1/_2$–10, ✳ 10–$19^3/_4$, *)
6	−1.6	3.0	−1.4	0.0	−1.6	557.6	558.7	560.6	96	98	100	SW 2	S 2	NNW 1	1	10≡	10≡*	9.7	△ 18–$18^3/_4$, ✳ 19–n, *)
7	**−3.0**	−0.4	−1.6	−1.7	−3.4	561.6	563.7	566.2	95	100	100	SW 2	WSW 1	WNW 0	10	10≡	10≡	.	≡ $9^1/_4$–n m.U.
8	−0.8	5.1	1.2	1.8	0.0	566.5	567.3	567.3	35	75	48	N 1	S 1	NW 1	1	10	1	.	≡ $9^1/_2$–15 m.U.
9	3.2	6.2	−0.2	3.1	1.2	567.4	567.3	566.7	54	69	97	N 0	WSW 0	NE 1	2	9	6	.	≡ 9–16 m.U.
10	2.4	2.7	0.6	1.9	−0.1	565.3	565.2	564.5	53	80	91	NE 0	NNE 0	NE 1	1	9	1	.	
11	3.0	4.3	0.2	2.5	0.4	562.9	563.1	561.8	47	64	100	NNE 0	WSW 1	N 2	1	10	10≡●	7.5	● 21–n, ≡ $20^1/_2$–n
12	0.0	−0.8	−1.2	−0.7	−2.9	561.0	561.9	563.3	88	100	100	W 1	NNE 1	NNE 2	10≡	10≡*	10≡	7.2	✳ △ ▲sch. a, p zeitw., *)
13	0.4	3.0	1.4	1.6	−0.7	563.8	564.9	565.8	69	80	79	NNE 1	N 0	NW 1	1	10	1	.	≡ $8^1/_2$–17 m.U.
14	1.8	4.8	3.0	3.2	0.8	565.6	566.2	566.5	80	61	98	WNW 1	WSW 1	WSW 2	9	10	10	8.1	
15	0.8	1.4	0.6	0.9	−1.6	565.2	566.1	567.0	100	100	100	N 2	N 2	NNE 2	10≡*	10≡	10≡	7.4	● ✳ n–$13^1/_4$, $15^1/_2$–17, ≡ n–n
16	1.0	4.0	4.8	3.3	0.8	556.7	567.8	568.6	28	65	47	NE 3	ESE 1	E 1	1	1	0	.	≡ $15^1/_2$–17 m.U.
17	7.1	8.0	7.2	7.4	4.8	568.8	570.3	570.7	1	75	17	NE 1	WSW 1	WSW 2	2	3	0	.	≡ $15^1/_2$–17
18	7.7	11.1	8.0	8.9	6.2	570.8	**571.3**	570.7	21	34	56	NE 1	WSW 1	WSW 1	0	1	1	.	
19	8.6	13.0	3.8	8.5	5.7	569.2	568.2	564.8	50	48	93	WSW 2	S 1	WSW 3	2	10	10	21.0	● △ K 15–$15^1/_2$, *)
20	2.4	0.0	−1.6	0.3	−2.6	560.4	559.9	560.0	100	100	100	WSW 4	WSW 3	WSW 2	10≡	10≡*	10≡	**48.8**	● n–$12^1/_2$, p, ✳ $12^1/_2$–n m.U.*)
21	−2.2	−1.4	−1.6	−1.7	−4.7	561.8	563.1	564.1	100	100	92	W 2	NW 2	WSW 2	10≡	10≡	4	6.4	✳ $10^1/_4$–$11^3/_4$, ≡ n–17
22	−0.5	3.6	4.0	2.4	−0.7	564.2	566.0	566.9	98	63	100	SSW 3	SW 3	SW 4	10	7	10≡	.	≡ 11–12, 15–n
23	8.1	11.9	7.8	9.3	6.1	567.8	568.3	568.0	22	45	75	SSW 2	ESE 1	SSW 2	1	1	9	.	≡ 17–19 m.U.
24	10.1	12.0	8.4	10.2	6.9	567.6	567.8	567.5	26	47	65	E 0	SE 1	S 1	6	6	10	.	
25	10.8	**13.6**	5.0	9.8	6.4	567.4	567.7	567.6	29	63	76	S 1	SSE 1	S 2	7	10	10	32.0	● 15–$17^1/_4$, $21^1/_4$–n, ≡ $11^1/_2$–$17^1/_2$
26	1.3	3.5	1.6	2.1	−1.4	566.8	567.1	567.9	100	100	100	WSW 3	SW 3	W 2	10≡●	10≡	10≡	20.9	● n–n m.U., ≡ n–n
27	1.0	5.2	3.8	3.3	−0.3	567.9	567.9	567.0	100	87	70	WNW 1	S 0	WNW 0	10≡	10≡	1	.	≡ n–19 m.U.
28	7.0	8.4	2.4	5.9	2.2	564.6	563.9	562.2	31	90	100	NNW 1	SSE 1	WSW 1	2	10≡	10≡●	34.0	● $18^3/_4$–n, ≡ 12–n
29	0.2	1.8	3.8	1.9	−1.8	559.9	560.3	561.1	100	100	100	NE 0	ESE 2	NE 2	10≡*	10	10≡	2.1	✳ $8^1/_2$–$10^3/_4$, ●° $19^1/_2$–n, ≡ n–n m.U.
30	4.0	4.3	4.2	4.2	0.4	561.2	562.5	564.1	100	100	100	N 2	NNE 2	NNE 3	10≡	10≡	10≡●	1.2	●° n–17 m.U., ● $18^3/_4$–n m.U., [≡ n–n
Mittel	3.0	5.0	2.3	3.4	—	564.6	565.0	565.1	65	80	85				5.9	8.6	7.2	Summe 268.4	

*) **1.** ≡ $11^3/_4$–16 **3.** ≡ 10–n, K $15^1/_4$ **5.** ≡ n–n, K 10 **6.** ≡ $11^1/_4$–n **12.** ≡ n–n m.U., K $10^1/_2$–14 **19.** ●sch. $17^1/_2$–$18^3/_4$ zeitw., ≡ $16^1/_2$–20 **20.** ≡ n–n

Juni 1934.
Beobachter: Frl. *F. Lombardi.*

St. Gotthard (Hospiz).

$\lambda = 8^\circ 34'$, $\beta = 46^\circ 33'$,
$H_b = 2102.9^m$, $G = -0.14\,‰$.

1	4.8	6.4	4.4	5.2	2.0	594.8	595.6	596.5	53	60	63	SE 0	SE 1	SE 0	10≡	10≡	10≡	2.0	●° zeitw., ≡ n–n
2	5.0	6.0	6.1	5.7	2.4	596.1	595.9	595.6	54	55	60	SE 1	SE 1	SE 0	10	10≡	0	.	≡ 10–14
3	6.0	6.0	2.2	4.7	1.3	592.8	591.4	590.3	54	60	71	SE 0	SE 0	N 2	5	10●	10≡	4.8	● $10^1/_2$–$11^1/_4$, 13–$14^1/_2$,
4	3.2	11.0	5.4	6.5	3.0	589.7	588.5	588.3	60	45	68	N 2	N 1	S 1	0	2	10	3.2	● $17^1/_2$–21 [≡ 18–n
5	4.0	2.2	0.0	2.1	−1.6	585.6	**585.5**	585.7	65	60	66	SE 1	NE 1	N 2	S 1	10≡	10≡	2.5	≡ 9–n
6	−1.0	4.8	2.0	1.9	−1.9	586.8	586.7	588.9	54	50	81	N 1	NE 1	SE 1	0	10	10≡	4.6	≡ 20–n
7	0.0	3.2	1.2	1.5	−2.4	590.5	592.1	594.0	71	60	70	E 1	N 2	NE 1	8≡	10	10	.	K fr.
8	1.0	8.8	4.0	4.6	0.6	595.0	595.8	596.2	52	33	68	N 1	N 1	N 1	0	0	0	.	
9	4.6	8.2	4.0	5.6	1.5	595.6	595.5	594.8	65	49	66	N 1	N 1	N 1	0	5	10●	0.6	● $19^1/_4$–$19^3/_4$
10	4.2	7.2	5.0	5.5	1.3	593.7	593.9	592.7	60	34	36	N 1	N 1	N 1	0	5	0	.	
11	3.2	8.3	5.4	5.6	1.2	591.4	590.9	590.2	58	40	65	N 1	N 1	N 2	0	10	10●≡	14.2	● K $18^1/_2$–n, ≡ 20–n
12	1.3	1.2	−1.0	0.5	−4.0	588.9	590.6	592.0	87	35	85	N 1	N 2	N 2	6	10	6	5.3	✳ $11^3/_4$–$12^3/_4$, ● 16–$17^1/_2$
13	1.0	6.3	4.0	3.8	−0.8	592.3	593.0	593.4	73	48	35	N 1	N 1	N 1	1	1	6	.	
14	4.4	7.2	5.0	5.5	0.8	594.2	595.5	594.8	60	45	64	N 1	N 1	N 1	6	6	8	1.6	
15	4.3	3.1	2.0	3.1	−1.7	594.3	594.3	595.2	85	78	75	NE 1	NE 1	N 2	10≡	10●≡	10≡	14.6	● $12^1/_4$–$14^1/_4$, 15–17, ≡ n–n
16	4.2	5.2	5.0	4.8	−0.1	595.3	595.2	595.2	55	48	60	N 1	N 1	N 0	0	0	0	.	
17	6.4	11.6	7.8	8.6	3.6	596.0	598.3	598.4	55	39	48	S 0	N 1	N 1	4	0	0	.	
18	8.3	12.1	8.0	9.5	4.4	**598.8**	598.3	598.5	50	**30**	41	N 1	N 1	N 1	0	0	0	.	
19	10.1	**15.0**	9.2	11.4	6.2	597.9	596.2	595.5	45	**30**	47	N 1	N 0	N 0	0	5	10●	7.6	● $20^3/_4$–n
20	8.5	6.5	0.0	5.0	−0.3	594.8	589.9	589.4	51	73	55	N 1	N 1	N 2	10	10●	10≡	13.4	≡ 18–n
21	**−3.0**	2.5	0.0	−0.2	−5.2	590.4	592.0	592.8	74	60	68	N 3	N 3	N 1	10≡	10	10	0.8	≡ n–9
22	8.3	11.2	7.9	9.1	3.6	594.7	594.8	595.3	51	39	62	N 1	NE 0	N 1	4	0	0	.	
23	11.4	14.6	8.4	11.5	5.8	596.3	596.5	595.6	53	45	48	N 0	S 0	S 1	0	3	2	.	
24	10.6	13.4	10.0	11.3	5.5	596.3	596.2	596.3	53	46	61	S 0	S 1	SE 1	5	8	7	0.5	
25	11.2	12.8	7.7	10.6	4.6	596.0	596.4	596.5	50	33	60	SE 0	SE 1	SE 1	4	8	10●≡	28.0	● K $18^1/_2$–n, ≡ 16–n
26	6.1	8.2	4.8	6.4	0.3	595.8	595.9	596.1	75	58	57	N 1	N 2	N 2	7	3	4	.	
27	4.2	9.0	8.4	7.2	1.0	596.5	596.1	595.4	76	48	47	N 2	N 2	N 1	3	1	6	.	
28	10.2	12.4	4.3	9.0	2.7	593.7	591.9	590.6	45	**90**	41	N 0	N 0	N 1	0	5	10	**45.6**	● $17^3/_4$–$18^1/_2$, $21^3/_4$–n
29	1.0	2.4	3.0	2.1	−4.3	588.0	588.1	588.2	75	73	78	N 2	N 1	NW 2	10≡	10	10	12.2	✳ $8^1/_4$–$10^3/_4$, ● $14^1/_4$–$15^1/_4$, ≡
30	5.0	6.8	5.0	5.6	−0.9	588.7	589.8	590.8	72	79	80	NW 1	N 2	N 3	10≡	10●≡	10≡	13.2	● $9^3/_4$–n m.U., ≡ n–n [n–10
Mittel	5.0	7.8	4.6	5.8	—	593.4	593.4	593.4	61	49	61				4.4	6.1	6.6	Summe 174.6	

$\lambda = 7^{\circ}\,26'$, $\beta = 46^{\circ}\,57'$,
$Hb = 572.2^{m}$, $G = 0.05$ ‰.

Bern.

Juli 1934.
Beobachter: *Tellur. Observatorium.*

Tag	Lufttemperatur					Luftdruck			Relative Feuchtigkeit			Windrichtung und Stärke						Bewölkung			Niederschlag	Witterung
	7^{30}	13^{30}	21^{30}	Mittel	Abweich. vom Normalst.	7^{30}	13^{30}	21^{30}	7^{30}	13^{30}	21^{30}	7^{30}		13^{30}		21^{30}		7^{30}	13^{30}	21^{30}		
1	14.9	23.2	18.9	19.0	1.8	712.8	712.9	714.5	89	55	75	SE	1	NE	2	E	0	0	2	0	.	
2	16.2	24.0	20.0	20.1	2.8	715.8	715.2	715.6	83	47	64	NE	1	NNE	1	NE	1	0	0	0	.	
3	16.2	24.0	18.0	19.4	2.1	715.9	715.0	715.2	80	48	63	NE	0	NE	1	NE	1	0	5	2	.	
4	13.7	19.5	16.6	16.6	−0.8	714.6	713.4	713.0	69	55	59	ENE	1	NE	2	NE	1	0	0	10	.	
5	12.0	20.8	17.8	16.9	−0.6	711.9	711.8	712.3	83	57	65	NE	1	N	1	NE	0	0	0	0	.	
6	15.9	24.6	20.3	20.3	2.8	713.7	713.3	714.6	88	55	55	NE	0	NE	1	NE	1	0	0	0	.	△ fr.
7	16.9	25.9	20.8	21.2	3.6	716.0	715.9	715.8	81	44	57	NE	0	NNE	1	NE	0	0	0	1	.	
8	16.5	25.2	19.9	20.5	2.8	716.0	715.7	715.5	77	35	53	NE	0	NE	2	NE	0	0	0	0	.	
9	16.2	26.2	21.3	21.2	3.5	715.5	714.6	713.6	80	43	61	NE	0	NE	1	NE	1	0	0	0	.	
10	16.7	27.9	21.4	22.0	4.2	713.9	712.6	712.2	80	44	78	SE	0	NE	1	SW	0	0	7	5	.	
11	19.8	29.2	21.0	23.3	5.5	711.7	710.5	710.0	74	44	67	SE	1	SW	1	SE	1	3	5	1	0.8	● $15^{3}/_{4}$, K $15^{1}/_{2}$–$15^{3}/_{4}$
12	17.7	24.1	18.4	20.1	2.2	709.4	709.1	708.3	80	60	78	SW	0	WSW	2	W	0	10	6	10	5.0	● $11^{0}/_{4}$, K ●2 17–$17^{1}/_{4}$, ● 23–$23^{1}/_{2}$
13	18.0	21.2	17.0	18.7	0.8	708.7	709.5	711.3	86	50	88	SW	1	W	2	SW	0	10	8	10	6.3	● $15^{1}/_{4}$–$15^{1}/_{2}$, 18, $22^{1}/_{2}$–$24^{3}/_{4}$
14	15.6	16.8	14.8	15.7	−2.2	711.4	711.5	712.9	92	88	92	S	1	SE	1	E	1	8	9	10	**21.0**	● $9^{1}/_{2}$–n zeitw., K 14
15	13.0	15.3	14.0	14.1	−3.8	713.6	714.7	716.4	93	81	79	SE	1	SW	1	SSE	1	10	9	10	0.3	● n–$5^{1}/_{4}$, $11^{3}/_{4}$–$12^{1}/_{4}$
16	13.8	20.0	17.0	16.9	−1.1	717.1	716.7	716.6	89	55	70	SE	1	ENE	1	N	0	1	8	0	.	
17	14.0	23.1	18.9	18.7	0.7	716.5	714.8	714.1	89	53	65	NE	0	NE	1	NE	0	0	0	0	.	△ fr.
18	15.9	26.2	20.8	21.0	3.0	713.4	711.6	710.8	51	53	67	S	0	SW	0	SW	1	0	8	0	.	
19	16.8	25.4	20.4	20.9	2.9	711.8	710.6	710.6	80	37	71	SE	1	NW	1	NE	0	0	1	2	.	
20	17.4	26.0	22.8	22.1	4.1	709.3	707.3	**706.2**	80	46	68	E	1	NE	1	SE	1	0	0	10	4.7	K $23^{1}/_{4}$–n
21	16.2	22.7	16.8	18.6	0.6	708.5	707.1	709.7	95	66	85	E	1	NE	1	WSW	2	9	10	10●	8.5	K ● n–$9^{1}/_{4}$ zeitw., $14^{1}/_{4}$–$16^{1}/_{4}$
22	15.4	23.4	14.8	17.9	−0.1	708.8	707.3	709.1	84	49	95	SE	1	NE	1	S	1	10	6	5	10.1	K ● $15^{1}/_{2}$–$17^{1}/_{4}$ [● $21^{1}/_{4}$–$22^{1}/_{2}$
23	14.3	15.4	16.4	15.4	−2.6	710.5	712.3	713.9	90	82	83	W	1	WSW	2	W	1	5	10	10●	0.7	● 4–6, $11^{1}/_{2}$–13, $21^{3}/_{4}$–24 m.U.
24	15.3	20.7	14.9	17.0	−1.0	714.0	713.2	713.9	91	59	93	S	1	W	1	S	1	5	8	10	9.0	● $0^{1}/_{2}$–1, 17–$17^{1}/_{2}$, $22^{1}/_{2}$–n
25	14.8	15.1	12.4	14.1	−3.9	713.1	714.1	717.7	83	80	86	W	1	W	1	E	0	10	9	6	15.4	● n–$1^{1}/_{2}$, 9–$15^{1}/_{2}$ m.U.
26	**10.8**	20.8	17.5	16.4	−1.6	**718.4**	717.5	716.9	87	84	75	SE	0	N	1	SW	1	2	3	4	.	
27	17.6	18.1	17.7	17.8	−0.2	715.1	714.6	714.8	74	88	72	W	1	SW	1	SW	1	10	10●	4	0.6	● 13–$13^{1}/_{4}$
28	14.4	22.1	16.7	17.7	−0.2	714.6	713.6	714.1	84	43	68	SW	0	W	1	W	0	6	2	1	.	
29	14.3	24.3	19.8	19.5	1.6	714.3	713.1	712.7	76	39	74	SE	0	W	1	W	1	1	1	1	.	
30	16.4	25.7	19.6	20.6	2.7	713.0	711.8	710.6	78	44	68	S	0	NE	1	NE	0	0	1	0	.	
31	16.7	24.2	16.4	19.1	1.3	709.5	709.5	711.9	82	56	96	W	0	S	1	S	1	8	10	10●	5.8	● $15^{1}/_{2}$–$18^{1}/_{4}$, $19^{1}/_{2}$–$21^{3}/_{4}$
																					Summe	
Mittel	15.6	22.6	18.2	18.8	—	713.2	712.6	713.1	82	56	73							3.5	4.5	4.3	88.2	

$\lambda = 6^{\circ}\,57'$, $\beta = 47^{\circ}\,0'$,
$Hb = 487.3^{m}$, $G = 0.06$ ‰.

Neuchâtel.

Juli 1934.
Beobachter: *Observatorium.*

1	17.7	27.2	19.8	21.6	3.6	720.2	720.4	721.9	82	58	73	E	1	E	1	NE	1	0	3	0	.	
2	17.8	27.3	20.1	21.7	3.6	723.4	722.6	722.9	78	48	58	E	1	E	1	N	1	0	0	0	.	△ fr.
3	18.2	26.6	18.3	21.0	2.8	723.4	722.3	722.5	76	51	69	E	1	SE	0	NE	0	0	6	3	.	
4	15.5	23.1	16.7	18.4	0.2	722.2	720.8	720.2	67	50	58	NE	2	E	2	NE	2	0	1	0	.	
5	14.7	24.1	19.9	19.6	1.3	719.3	719.3	719.9	61	48	44	E	3	E	2	NE	2	0	0	0	.	
6	15.5	27.7	22.2	21.8	3.4	721.3	720.9	721.7	77	50	49	E	0	SE	0	N	1	0	1	0	.	
7	17.8	29.6	23.5	23.6	5.2	723.5	723.0	722.8	70	40	40	E	0	E	1	NE	1	0	0	1	.	
8	19.5	29.3	22.8	23.9	5.4	723.5	722.9	722.5	61	32	38	E	1	NE	2	NE	2	0	0	1	.	
9	16.9	30.6	23.4	3.6	5.1	722.8	721.8	721.0	71	82	40	SE	0	NE	2	N	0	0	0	0	.	
10	17.7	28.8	19.5	22.0	3.4	721.3	719.9	719.3	78	44	86	E	0	S	1	NW	0	1	3	3	1.8	● $17^{1}/_{4}$–$18^{3}/_{4}$, T seit 17
11	19.7	30.7	21.2	23.9	5.3	718.9	717.6	717.0	87	39	69	SE	0	SW	1	N	0	4	7	1	1.7	●sch. T 13
12	18.8	25.3	20.7	21.6	3.0	715.9	716.3	715.8	73	56	78	W	2	SW	2	W	2	10●	2	8	3.3	● 7–8, ●tr. abds.
13	18.8	22.9	18.3	20.0	1.3	716.2	717.0	718.2	73	51	71	SW	1	W	2	NW	0	7	7	10	9.6	●tr. 14; ● $20^{3}/_{4}$, $21^{3}/_{4}$–n
14	15.9	19.0	15.4	16.8	−1.9	718.8	718.7	720.2	96	75	91	E	0	W	0	SW	1	10	8●	10●	12.6	●° n–n zeitw.; ●2 16, K p
15	14.9	17.2	15.4	15.8	−3.0	721.2	722.2	723.8	89	73	89	NW	0	NW	2	N	0	10	10	10	1.3	● a m.U.
16	15.1	24.4	18.4	19.3	0.5	724.5	724.1	724.0	86	49	69	E	0	E	1	N	2	0	2	0	.	
17	17.0	26.6	20.8	21.5	2.7	723.9	722.5	721.5	82	50	55	NE	1	E	1	N	1	0	0	0	.	
18	16.0	25.5	22.7	21.4	2.6	720.8	719.0	718.1	87	58	54	E	0	S	0	NW	1	0	7	0	.	
19	19.8	28.1	22.5	23.5	4.7	719.2	718.1	717.8	74	49	56	SE	0	S	1	NE	1	1	4	6	.	
20	17.7	29.4	22.7	23.3	4.5	716.7	714.6	**713.4**	84	45	60	E	0	SE	0	NW	0	0	0	10	9.7	K ● $22^{1}/_{2}$–n m.U.
21	17.1	22.7	17.6	19.1	0.2	715.9	714.4	716.6	100	74	91	NE	0	SW	0	W	0	8	10	10●	1.0	●sch. n, p–n
22	16.7	24.8	14.8	18.8	0.1	716.0	714.7	716.5	91	54	99	E	0	S	0	NW	0	8	8	1	**13.8**	●15–$15^{1}/_{2}$, ●2 ▲ K2 ⸗ 15
23	17.5	17.0	16.6	17.0	1.9	717.9	719.9	721.2	71	84	88	SW	2	SW	2	W	1	6	10	10	0.8	●°sch. zeitw.
24	17.3	20.3	15.8	17.8	1.0	721.3	720.7	721.4	89	67	81	SE	0	SW	1	W	1	7	6	10●	7.9	●sch. $10^{1}/_{2}$–n stw., T seit $16^{1}/_{2}$
25	15.3	17.1	13.3	15.2	−3.6	720.4	721.6	725.1	82	70	89	W	1	SW	2	W	1	10	8	2	7.9	● n–n m.U., T p zeitw.
26	**12.8**	20.7	19.2	17.5	−1.3	**726.1**	725.0	724.3	88	59	67	S	0	SW	1	W	1	8	7	4	0.2	≡ a–9
27	18.8	22.0	19.8	20.2	1.4	722.2	721.7	721.6	72	65	54	W	2	SW	2	NW	2	9	7	2	.	
28	17.4	24.7	16.8	19.6	0.8	722.0	721.1	721.4	68	47	65	SW	1	S	2	W	1	1	0	1	.	
29	16.9	27.1	21.1	21.7	2.9	721.6	720.4	720.1	73	45	60	SW	1	SW	1	SW	0	0	1	2	.	△ fr.
30	16.4	28.0	22.6	22.3	3.6	720.3	719.2	717.6	88	45	51	E	0	SE	0	NE	1	0	0	0	.	△ fr.
31	17.1	24.1	16.0	19.1	0.4	716.9	717.0	719.1	86	58	96	E	0	SW	0	NW	0	7	10	10●	4.6	●tr. $8^{1}/_{2}$, ● $14^{3}/_{4}$–n m.U.
																					Summe	
Mittel	17.0	24.9	19.3	20.4	—	720.6	720.0	720.3	79	54	67							3.5	4.1	3.7	75.7	

Juli 1934.
Beobachter: Frl. *H. Nager.*

Altdorf.

$\lambda = 8^{\circ}\,39'$, $\beta = 46^{\circ}\,53'$,
$H_b = 456.3^{m}$, $G = 0.05\ ^{m}/_{m}$.

Tag	Lufttemperatur					Luftdruck			Relative Feuchtigkeit			Windrichtung und Stärke			Bewölkung			Niederschlag	Witterung
	7^{30}	13^{30}	21^{30}	Mittel	Abweich. vom Normaln.	7^{30}	13^{30}	21^{30}	7^{30}	13^{30}	21^{30}	7^{30}	13^{30}	21^{30}	7^{30}	13^{30}	21^{30}		
1	16.4	20.3	17.8	18.2	0.8	722.7	723.0	724.4	93	66	84	NE 0	NW 0	E 0	6	7	3	.	
2	16.3	23.3	18.3	19.3	1.9	725.9	724.7	725.9	86	58	78	SE 0	NW 0	NE 0	2	3	0	.	
3	16.3	23.2	20.2	19.9	2.4	726.2	723.0	724.9	85	54	70	NE 0	NW 0-1	NW 0-1	3	7	8	.	
4	15.9	19.7	17.5	17.7	0.2	724.8	723.0	723.3	64	54	70	NW 0-1	NW 0-1	NW 0	10	7	10	.	
5	13.9	21.2	16.9	17.3	−0.3	722.0	721.9	722.7	81	52	86	NW 0	NW 0	NE 0	0	2	0	.	
6	15.7	15.0	18.9	16.5	−1.2	723.6	722.7	725.0	87	49	76	N 0	NW 0-1	SE 0	1	3	2	.	
7	16.9	24.7	19.2	20.3	2.6	726.0	724.3	725.9	80	50	65	E 0	NW 0	N 0	1	1	0	.	
8	17.4	25.7	20.0	21.0	3.2	726.0	725.1	725.9	80	42	64	E 0	NW 0-1	NE 0	0	1	0	.	
9	17.2	25.3	20.3	20.9	3.1	725.2	724.1	724.0	80	52	58	E 0	NW 0-1	NE 0	0	0	0	.	
10	17.7	26.7	21.0	21.8	3.9	723.7	721.8	722.9	71	43	59	E 0	NW 0	S 0	0	0	5	0.4	⛆ 20½–21
11	19.9	**28.7**	20.1	22.9	5.0	721.4	719.5	720.3	78	**40**	77	S 0-1	NW 0	E 0	7	7	8	5.2	● 6, ⛆ 16½
12	20.0	22.7	18.3	20.3	2.4	719.0	718.5	719.0	78	64	94	S 0	NW 0	SE 0	10	10	10●	19.0	● p–n m.U., ⊤ p
13	17.7	19.9	16.7	18.1	0.1	718.8	719.3	721.6	94	83	95	S 0	S 0-1	NW 0	10●	10●	10	8.5	● n–n m.U.
14	16.7	18.3	15.8	16.9	−1.1	721.7	721.4	723.5	90	72	96	NE 0	NW 0-1	NW 0	10	10●	10●	8.5	● n–n zeitw.
15	14.4	14.9	14.7	14.7	−3.3	723.8	724.7	726.9	93	82	83	N 0	NW 0	NW 0	10●	10●	10●	**38.1**	● n–n
16	14.1	20.3	16.7	17.0	−1.1	727.6	726.6	727.2	95	49	83	NW 0	NW 0-1	NW 0	10●	8	8	1.2	● a
17	14.4	22.0	18.3	18.2	0.1	727.0	724.7	724.4	84	54	82	W 0	NW 0	SE 0	0	2	3	.	
18	16.6	25.0	20.3	20.6	2.5	722.9	721.3	721.2	85	48	68	SE 0	NW 0-1	SE 0	0	7	2	.	
19	18.4	25.3	20.1	21.3	3.2	721.4	720.0	720.7	75	46	76	E 0	NW 0-1	SE 0	5	4	6	.	
20	17.7	25.2	23.1	22.0	3.9	719.4	**716.4**	716.7	83	55	59	SE 0	NW 0	SE 0-1	4	2	7	.	
21	20.3	23.7	18.9	21.0	2.8	718.8	716.9	718.3	73	46	67	N 0	SE 0-1	NW 0	8	8	10	1.2	● abds. zeitw.
22	17.3	23.8	17.3	19.5	1.3	718.5	721.8	719.0	79	47	82	NW 0	NW 0-1	SE 0	6	6	7	6.2	● ⊤ 17
23	16.1	18.5	15.4	16.7	−1.5	720.0	721.6	724.2	92	67	82	S 0	NW 0-1	NW 0	10	10●	10	3.3	● n, p zeitw.
24	15.5	22.1	15.7	17.8	−0.4	723.8	722.5	724.3	94	49	83	SE 0	NW 0	NW 0	9	9	10●	4.9	● p–n zeitw.
25	14.1	15.5	12.9	14.2	−4.0	722.8	724.0	**728.2**	95	73	88	NW 0	NW 0	NW 0	10	10●	10●	11.6	● p–n
26	**12.4**	21.2	15.3	16.3	−1.9	727.9	726.8	726.3	94	43	78	N 0	NW 0-1	SW 0	4	3	4	.	
27	16.3	22.5	20.0	19.6	1.4	724.6	723.7	724.0	88	64	52	NW 0	NW 1	NW 1	8	10	7	.	
28	18.3	22.8	16.0	19.0	0.8	724.2	722.7	724.3	77	45	85	NW 0	NW 0-1	SE 0	4	2	2	.	
29	15.2	24.3	18.3	19.3	1.2	724.0	723.0	723.1	83	44	75	S 0	N 1-2	E 0	0	1	0	.	
30	16.8	25.9	19.9	20.9	2.8	722.4	720.9	721.0	87	44	75	SW 0	NW 0-1	SE 0	0	3	0	.	
31	17.9	25.8	19.2	21.0	2.9	719.0	718.3	722.0	83	52	74	N 0	NW 0	NW 0	0	7	10●	2.3	● ⊤ 17
																		Summe	
Mittel	16.6	22.4	18.2	19.1	–	723.1	722.2	723.3	84	54	76				4.8	5.5	5.5	110.4	

Juli 1934.
Beobachter: *Observatorium.*

Genf.

$\lambda = 6^{\circ}\,9'$, $\beta = 46^{\circ}\,12'$,
$H_b = 405.0^{m}$, $G = 0.02\ ^{m}/_{m}$.

1	18.6	24.5	20.7	21.3	2.9	726.5	726.8	728.5	76	48	73	NNE 1	NNE 1	NNE 1	0	0	0	.	
2	18.5	24.8	22.0	21.8	2.6	730.4	729.2	729.6	78	62	64	NE 1	NNE 1	NNE 1	0	0	0	.	
3	18.6	25.4	21.0	21.7	3.2	730.2	729.0	728.8	75	57	68	E 0	NNE 1	NE 1	0	0	5	.	
4	16.4	21.8	18.3	18.8	0.3	728.7	727.1	726.4	66	49	60	NE 1	NNE 1	NNE 1	0	0	0	.	
5	15.2	20.6	20.1	18.6	0.6	726.6	726.5	726.7	73	59	72	NE 1	NNE 1	NE 1	0	0	0	.	
6	17.6	24.0	22.2	21.3	3.0	728.3	727.5	728.9	80	59	72	E 0	NNE 1	NE 1	0	0	0	.	
7	19.8	25.2	23.7	22.9	4.6	730.7	729.9	729.8	83	54	62	E 0	NNE 1	NE 1	0	0	0	.	
8	19.8	25.9	22.7	22.8	4.2	730.3	729.5	729.2	67	51	55	NE 1	NNE 1	NNE 1	0	0	0	.	
9	20.0	25.2	23.4	22.9	4.4	729.9	729.7	727.9	69	51	64	SE 0	NNE 1	NE 0	0	0	0	.	
10	20.2	27.5	23.6	23.8	5.1	728.2	726.8	726.8	76	48	73	E 0	NE 1	NE 1	1	8	1	.	
11	21.2	27.3	23.7	24.1	5.3	726.1	724.6	723.8	75	59	69	NE 1	NE 1	NNE 1	3	3	0	1.5	●° 9, ⛆ n (11./12.)
12	20.2	28.1	21.0	23.1	3.9	723.8	723.3	723.4	80	51	73	E 1	SW 1	SSW 1	10	1	3	7.0	● n–9, ⛆² ● 16, ◺ im N
13	20.6	24.2	20.3	21.7	2.6	724.1	724.9	725.9	73	59	64	SW 1	W 1	SW 1	8	8	9	0.2	●ᵛ a, n [abds.
14	17.6	24.0	18.8	20.1	1.0	726.4	725.9	727.4	86	53	57	SW 1	SW 1	SE 1	9	9	9	0.2	● a, n
15	16.4	17.9	17.0	17.1	−1.8	728.9	730.3	730.9	83	67	70	E 0	NE 1	NE 1	9	8	2		
16	15.9	22.6	20.0	19.5	0.8	731.2	730.8	730.7	81	53	69	NW 0	NNE 1	NNE 1	0	0	0	.	
17	17.4	24.6	21.2	21.1	2.3	730.9	729.1	728.6	78	56	75	SE 0	NNE 1	NNE 1	0	0	0	.	
18	18.8	24.3	24.5	22.5	4.2	727.7	725.8	725.5	75	67	61	SE 0	NNE 1	NE 1	0	6	2	.	
19	21.0	**28.4**	23.5	24.3	5.2	726.5	724.9	724.7	73	82	65	SE 0	SW 0	NE 0	0	1	1	.	
20	20.0	26.0	24.5	23.5	4.9	723.6	721.1	**720.1**	71	57	65	E 0	NNE 1	SW 1	0	0	9	0.2	●° ◺ im W n (20./21.)
21	19.0	21.6	16.6	19.1	−0.4	722.7	721.8	722.3	90	78	83	NE 0	NE 1	E 0	3	9	10	**28.0**	●° n (21./22.)
22	18.0	21.0	18.0	19.0	−0.2	723.0	721.8	724.1	77	71	78	NNE 0	SW 1	SW 1	5	10	0	13.7	⛆ ●⁸ 13½–14½
23	17.4	19.8	18.2	18.5	−0.5	726.1	728.0	728.9	76	70	78	SW 1	SW 0	SW 0	9	9	10	.	
24	17.5	24.4	18.8	20.2	1.0	728.9	727.9	728.6	84	57	70	SW 0	SSW 1	SE 0	6	2	10	2.3	●° 11½, ● 21½–n
25	17.4	13.8	13.8	15.0	−4.2	728.8	730.1	732.9	70	89	89	SSW 1	SSW 1	SE 0	9	9	0	4.9	● a zeitw., ⊤ 12½, ≡ᵍ n
26	**11.5**	20.4	20.0	17.3	−0.9	**733.7**	732.4	732.1	93	57	64	SE 0	NNE 1	SE 0	9	0	0	.	≡ a
27	18.2	25.8	19.0	21.0	1.6	730.1	729.5	729.6	80	56	60	SE 0	SW 1	SSW 0	9	2	0	.	
28	17.2	24.8	19.7	20.9	1.8	729.8	728.5	728.8	76	47	58	E 0	SSW 1	E 0	0	0	0	.	
29	17.2	23.8	21.6	20.9	2.2	729.0	727.7	726.9	72	55	62	ESE 0	NNE 1	E 0	0	0	0	.	
30	17.8	24.6	21.3	21.2	2.4	727.3	726.0	724.9	73	50	63	ESE 0	NNE 1	NNE 1	0	0	0	.	
31	17.4	26.4	17.7	20.5	1.0	724.1	724.2	726.7	80	**46**	88	SE 0	SW 1	SSE 0	9	10	9	1.7	●°sch. a, ● p–n m.U.
																		Summe	
Mittel	18.2	23.8	20.5	20.8	—	727.8	727.1	727.4	77	59	69				3.2	3.1	2.6	59.7	

$\lambda = 8^{\circ}\,33'$, $\beta = 47^{\circ}\,23'$.
$H_b = 493.2^{m}$, $G = 0.08\,{}^{m}/_{m}$.

Zürich.

Juli 1934.
Beobachter: *Meteorol. Zentralanstalt.*

Tag	Lufttemperatur					Luftdruck			Relative Feuchtigkeit			Windrichtung und Stärke			Bewölkung			Niederschlag	Witterung
	7^{30}	13^{30}	21^{30}	Mittel	abweich. vom Normalst.	7^{30}	13^{30}	21^{30}	7^{30}	13^{30}	21^{30}	7^{30}	13^{30}	21^{30}	7^{30}	13^{30}	21^{30}		
1	15.7	24.4	18.8	19.6	1.8	719.6	719.9	721.5	90	48	78	NNE 0	WNW 2	NNE 1	2	4	5	0.4	● 15⅜–16½
2	15.8	25.0	18.4	19.7	1.8	723.0	722.3	722.4	84	44	63	NW 2	NNE 2	ENE 0	0	1	1	0.0	
3	16.8	24.7	17.4	19.6	1.7	723.0	721.7	722.5	67	45	53	WSW 0	NW 1	NNE 2	2	9	10	.	
4	13.8	19.8	15.6	16.4	1.6	721.8	720.8	720.6	69	46	57	NNE 2	NNE 2	ENE 2	1	5	10	.	
5	**12.8**	23.6	17.4	17.9	0.1	719.2	719.0	719.3	71	41	54	NNE 2	ESE 2	ENE 2	1	0	0	.	
6	14.9	27.0	18.6	20.2	2.1	720.8	720.4	721.4	73	33	55	ENE 0	N 1	ENE 0	0	1	0	.	
7	16.3	28.5	19.0	21.3	3.2	723.1	722.7	722.7	66	37	54	N 0	N 1	ENE 2	0	1	2	.	
8	16.9	28.6	18.4	21.3	3.1	723.2	722.9	722.5	70	37	56	NNE 0	ENE 2	ENE 1	0	1	0	.	
9	16.7	29.0	19.8	21.8	3.6	722.2	721.5	720.6	72	**30**	59	NNE 0	ESE 2	NNE 0	0	1	0	.	
10	17.4	30.8	22.4	23.5	5.3	720.6	719.1	718.6	77	32	54	SE 0	ESE 2	NE 0	1	2	8	.	
11	20.2	**31.6**	22.2	24.7	6.4	717.8	716.4	716.3	77	33	73	SE 1	WSW 2	SSE 1	3	4	7	.	●°▲ 17
12	20.4	20.2	17.2	19.3	1.0	714.8	715.7	715.3	75	77	100	SE 1	W 3	ENE 1	10	10	10	**20.5**	●° 12½–13½, ⛆ ● 18¾, *)
13	17.9	22.6	16.8	19.1	0.8	715.3	716.1	717.5	85	54	78	S6W 1	WNW 2	SSE 1	8	8●	3	8.6	● 0½–4¼ m.U., 10½–n, *)
14	18.1	18.8	15.6	17.5	−0.9	718.0	718.0	719.8	69	80	93	S 1	S 1	SSE 1	8	10●	10	2.7	● 9¾, 12½–16¼, 18
15	15.0	16.8	14.2	15.4	−3.0	720.1	720.6	722.9	80	80	100	WNW 2	WSW 1	WSW 0	10	10●	10	14.4	● 13–18, ●° 19½–1¼
16	14.3	20.8	16.4	17.2	−1.2	723.8	723.9	723.8	99	54	85	NW 0	S 1	ENE 2	10	6	1	.	● 2¾, 4¾–6
17	15.5	25.2	18.0	19.6	1.2	723.5	722.2	721.0	84	41	66	NE 1	ENE 2	ENE 1	3	1	0	.	
18	16.0	27.7	21.0	21.6	3.2	719.9	718.1	717.2	84	42	80	ESE 0	WSW 2	SSE 1	0	5	1	.	
19	19.5	26.7	19.6	21.9	3.5	718.3	717.4	717.2	73	43	66	SE 0	NNW 3	SSE 0	7	4	5	.	
20	17.8	28.8	21.8	22.8	4.4	716.0	713.8	**713.1**	74	42	68	NNE 0	SSE 2	ESE 0	0	1	9	0.5	
21	19.0	25.8	16.2	20.3	1.9	716.0	713.9	715.1	78	56	100	WNW 1	N 2	SE 0	10	4	9	12.1	●sch. a ztw., ⛆ ●° 16¼–18½
22	16.5	26.2	15.4	19.4	1.0	715.2	714.1	725.6	88	43	100	S 0	NW 0	S 0	5	2	9	4.6	⛆ ● 17–20¼, 22⅜
23	16.1	15.6	17.4	16.4	−2.0	716.8	718.3	720.3	80	84	71	WNW 1	WSW 3	SW 1	8	10●	10	4.0	●sch. n ztw., ● 11½–15½ m.U.
24	16.5	20.4	14.6	17.2	−1.2	720.6	720.2	720.6	91	61	100	WNW 0	WNW 2	SE 1	10●	9	10	9.9	● n–abds. ztw., ⛆ ● 13½–14, *)
25	15.3	15.4	13.8	14.8	−3.5	719.6	720.6	723.9	76	72	81	SW 1	SSW 2	S 1	9	10●	10	10.3	● n–2½, 9¼–11¼, [●sch. 13½, 18⅜
26	13.4	22.4	19.5	18.4	0.1	**724.7**	723.8	722.8	82	41	61	SSE 1	SSW 2	WSW 0	1	3	8	.	
27	19.1	19.3	17.3	18.6	0.3	720.6	720.5	721.1	64	72	62	W 3	WSW 3	WNW 1	9	9	6	1.6	● 9¼–10¾
28	16.4	22.2	16.1	18.2	−0.1	721.1	720.2	720.6	70	50	68	WNW 0	NW 2	WSW 1	4	2	1	.	
29	16.7	26.1	18.7	20.5	2.3	720.4	719.8	719.4	62	42	77	WNW 0	WSW 2	NNW 0	1	2	1	.	
30	17.0	28.0	19.4	21.5	3.3	719.4	718.5	717.3	85	35	64	SE 0	NNW 1	E 0	1	1	0	.	
31	17.0	25.8	16.2	19.7	1.5	716.2	715.7	718.4	84	51	100	SE 0	WNW 2	N 0	1	9	10	8.6	● ⛆ 18–21½
																		Summe	
Mittel	16.6	24.1	17.8	19.5	—	719.8	719.3	719.7	77	50	73				4.0	4.7	5.4	98.2	

*) **12.** 20½–23 m.U. **13.** ⛆ ● 13½–14 **24.** ● 23–n

$\lambda = 8^{\circ}\,30'$, $\beta = 47^{\circ}\,3'$.
$H_b = 1787.3^{m}$, $G = 0.11\,{}^{m}/_{m}$.

Rigi-Kulm.

Juli 1934.
Beobachter: *J. Steiner.*

1	9.7	13.0	11.1	11.3	2.3	617.1	618.6	619.7	82	81	94	ENE 1	NE 1	W 1	1	2	10≡	.	●°sch. 21
2	11.2	13.1	12.0	12.1	3.0	619.7	620.5	621.2	67	85	73	E 1	E 1	NNW 0	0	1	0	.	
3	11.6	12.2	8.6	10.8	1.7	620.2	620.1	619.9	62	80	90	ENE 1	N 1	N 1	0	8	5	.	
4	9.4	9.2	7.6	8.7	−0.5	617.6	617.5	617.1	82	85	92	NNW 1	NE 1	SE 1	10≡	10≡	10	.	≡ 7–14¼
5	11.0	13.7	11.4	12.0	2.7	615.4	619.8	617.9	35	73	89	ESE 1	S 0	W 0	1	1	1	.	
6	11.7	14.1	13.6	13.1	3.7	618.4	619.3	620.2	78	54	**23**	WNW 1	W 0	W 1	0	0	0	.	
7	13.8	15.6	13.8	14.4	5.0	620.9	621.5	**621.8**	51	62	53	NW 0	N 1	NW 1	0	2	0	.	
8	13.0	14.1	13.0	13.4	3.9	620.9	621.6	621.3	45	67	65	E 1	NE 1	NE 0	0	1	0	.	
9	15.2	16.7	15.2	15.7	6.1	620.1	620.6	620.3	52	64	24	SE 0	SSW 1	W 0	0	1	0	.	
10	15.4	18.1	16.0	16.5	6.9	619.4	619.3	619.3	50	45	61	NW 0	NW 0	W 1	0	0	4	1.1	●° 21–n
11	15.7	**18.3**	16.0	16.7	7.0	618.0	617.7	617.3	56	59	55	NW 1	W 1	W 2	4	3	4	.	
12	16.2	10.1	11.0	12.4	2.7	615.4	614.6	614.1	56	100	75	W 1	W 2	W 2–3	10	10≡	10	10.5	●sch. 12½, ●³ 20–20¾, ≡ seit 13
13	8.9	10.0	8.0	9.0	−0.8	613.7	614.5	615.7	100	92	100	NNW 2	NW 1	W 2	10≡	10	10●	**35.6**	●sch. 12–n zeitw.
14	7.9	8.1	6.9	7.6	−2.2	615.5	615.9	617.1	95	71	85	NW 1	NW 1	W 1	10≡	10	10●	15.4	● n–n zeitw.
15	5.4	6.1	6.7	6.1	−3.7	616.3	617.3	618.4	98	100	100	W 1	W 1	W 1	10	10●	10●	35.3	● n–n m.U.
16	6.8	12.5	8.6	9.3	−0.6	619.7	620.4	621.0	100	66	92	W 1	ESE 0	ENE 1	10●	5	1	1.6	●° n–10, ≡ n–n, 18–n zeitw.
17	10.6	12.8	11.1	11.5	1.6	620.1	620.3	619.7	57	79	85	E 1	NE 1	SE 0	0	1	0	.	
18	13.0	15.4	15.0	14.5	4.6	918.3	618.0	617.9	58	59	49	W 1	W 2	W 2	0	3	1	.	
19	12.8	14.8	11.6	13.1	3.1	617.1	616.8	616.9	67	72	76	NW 0	NW 1	N 1	5	9	5	.	
20	13.5	17.0	15.4	15.3	5.3	615.0	614.3	614.6	62	67	54	SE 1	SE 0	S 1	0	1	5	7.7	
21	10.6	15.0	12.3	12.6	2.6	614.7	613.7	613.9	87	53	59	WNW 1	SE 3	S 2–3	10	5	9	6.7	● ⛆ 2, 16–16½, ●sch. 16½–18 ztw.
22	12.6	14.8	10.4	12.6	2.6	613.9	613.7	**613.6**	48	68	65	W 1	E 1	W 1	7	2	8	27.5	≡ seit 16⅜, ⛆ 17¼–17½
23	6.6	7.1	8.0	7.2	−2.8	614.1	615.2	617.3	100	100	85	WNW 2	W 2	W 2	10≡	10≡	10●	7.8	● ≡ n–n zeitw.
24	7.8	9.4	8.1	8.4	+1.6	618.0	617.9	618.1	100	89	88	NW 2	NW 1	W 2	10≡	10	10	23.6	● ≡ n–n zeitw.
25	5.4	**4.7**	**4.7**	4.9	−5.1	616.1	616.5	619.3	95	100	100	W 2	NW 1	W 2	10	10●	10●	13.6	● ≡ n–n zeitw.
26	5.0	9.8	9.4	8.1	−2.0	620.4	621.0	620.7	87	77	76	WNW 1	WNW 1	WNW 2	0	7	3	.	
27	10.0	10.0	8.3	9.4	−0.8	618.7	618.5	619.0	82	100	92	WNW 3	W 1	W 2	10	10≡	9	.	≡ p zeitw.
28	7.2	11.4	9.4	9.3	−0.8	618.0	618.1	618.4	96	74	78	WNW 2	W 1	W 2	7	3	2	.	
29	9.6	12.8	11.3	11.2	1.2	618.1	618.5	618.4	60	70	86	W 1	W 1	W 0	0	0	0	.	
30	12.1	14.8	14.2	13.7	3.7	618.0	618.1	617.8	68	64	71	W 0	E 1	SSE 1	1	1	0	.	
31	16.2	16.4	9.0	13.9	3.9	616.1	616.1	616.3	42	61	82	S 0	W 1	W 2	0	9	10	18.4	● 19–n zeitw.
																		Summe	
Mittel	10.8	12.6	10.9	11.4	—	617.6	617.9	618.2	72	75	75				4.4	5.0	5.1	209.8	

Juli 1934.
Beobachter: *G. Krättli.*

Bevers.

$\lambda = 9^\circ 53'$, $\beta = 46^\circ 33'$,
$H_b = \text{ca. } 1710^m$, $G = -0.12\ ^m/_{sec}$.

Tag	Lufttemperatur 7³⁰	13³⁰	21³⁰	Mittel	Abweich. vom Normalw.	Luftdruck 7³⁰	13³⁰	21³⁰	Relative Feuchtigkeit 7³⁰	13³⁰	21³⁰	Windrichtung und Stärke 7³⁰	13³⁰	21³⁰	Bewölkung 7³⁰	13³⁰	21³⁰	Niederschlag	Witterung
1	12.3	16.3	11.8	13.5	2.4	621.6	622.9	624.0	57	48	41	N 1	NNE 3	N 0	6	8	9	0.0	● 16¼–16½, abds. zeitw.
2	12.3	19.5	13.2	15.0	3.8	625.8	625.4	626.5	47	39	64	S 0	S 0	S 1	0	1	0	.	
3	14.9	19.9	12.8	15.9	4.7	625.5	624.5	624.8	47	39	59	SE 0	SSW 1	SW 0	1	9	9	.	
4	14.7	18.1	9.7	14.2	2.9	622.7	622.7	623.0	44	47	70	SE 0	W 1	W 0	1	6	0	.	
5	13.9	17.5	11.3	14.2	2.8	622.8	622.2	623.8	46	58	89	SE 0	SSE 2	S 0	1	1	1	.	
6	14.9	21.2	13.2	16.4	4.9	624.4	623.9	625.9	52	40	59	S 0	SSW 2	NW 0	1	2	1	.	
7	15.3	20.9	8.7	15.0	3.5	626.7	626.4	**627.6**	46	34	72	SE 0	SSW 2	W 0	0	0	0	.	
8	14.7	21.0	9.2	15.0	3.4	627.2	626.4	627.3	44	36	69	S 0	W 1	SW 0	0	1	0	.	
9	14.9	21.8	9.9	15.5	3.8	626.4	625.5	626.3	42	**81**	70	SE 0	WSW 2	SW 0	0	0	0	.	
10	13.6	**23.3**	15.7	17.5	5.8	625.9	624.3	625.6	45	32	62	S 0	W 1	W 1	0	1	4	.	
11	13.5	21.9	10.7	15.4	3.6	624.4	622.9	623.7	72	39	89	SE 0	SSW 3	SW 0	9	8	9	3.3	● 8¼–8½
12	16.8	17.7	9.9	14.8	3.0	622.8	621.1	621.2	53	56	89	SE 0	S 3	N 0	7	10●	6	6.8	● 13½–14
13	10.1	17.5	9.7	12.4	0.5	619.7	**618.7**	622.6	84	53	88	SE 0	SSW 3	SW 0	10	9	10	6.0	
14	12.5	18.3	9.0	13.3	1.4	622.4	621.9	622.4	68	48	88	W 0	S 0	N 0	9	6	10	19.8	● 15–16, 18–n zeitw.
15	**8.0**	10.5	8.7	8.4	−3.6	622.5	622.7	623.3	86	62	70	N 0	NW 0	W 0	10●	10	10●	2.6	● 7½–11¼, 13⅝, 18½–n zeitw.
16	8.3	15.3	8.1	10.6	−1.4	624.8	625.4	626.8	85	54	84	NNE 2	W 3	W 0	1	8	1	.	
17	8.7	19.2	9.1	12.3	0.3	626.5	624.8	625.3	74	39	72	NW 0	W 2	W 0	10	0	0	.	
18	15.5	20.7	11.7	16.0	3.9	624.4	623.1	623.6	44	36	72	NW 0	WSW 2	SW 0	0	2	2	.	
19	18.1	21.9	11.6	17.2	5.1	622.9	621.1	622.8	41	37	89	NE 0	SW 1	W 1	1	3	4	0.6	
20	12.5	19.3	12.3	14.7	2.6	622.2	621.5	622.3	73	52	85	SE 0	SE 2	SW 0	10	7	2	6.0	
21	11.5	19.3	10.5	13.8	1.7	622.0	620.5	622.2	88	51	86	SE 0	S 0	W 0	10	8	10●	6.0	● n–n zeitw.
22	15.6	18.1	9.7	14.5	2.4	620.9	621.6	621.4	61	58	89	W 0	SSW 3	SE 0	3	5	10●	**20.6**	● 16¾–n m.U.
23	10.9	16.5	9.7	12.4	0.3	620.3	620.9	623.3	58	51	84	N 2	SSW 2	N 1	3	9	9	0.1	● 10⅜–11¼, abds.
24	13.7	16.9	9.9	13.5	1.4	623.6	622.6	623.8	51	54	87	W 0	WSW 2	NW 0	2	8	9	10.2	● 17½–18½
25	13.1	12.7	6.7	10.8	−1.3	621.8	621.6	624.4	49	56	84	W 0	W 2	NW 0	1	10●	9	1.2	● 13¼–abds. zeitw.
26	8.1	14.9	8.3	10.4	−1.7	626.0	625.7	626.4	72	51	73	N 1	SSW 1	N 0	9	1	1	.	
27	14.3	18.1	11.1	14.5	2.5	624.5	623.7	624.2	57	48	64	W 0	WSW 2	SW 0	6	8	4	.	
28	14.2	17.5	9.7	13.8	1.8	623.9	623.3	623.8	48	37	70	W 0	W 2	W 0	8	1	2	.	
29	17.3	19.5	10.3	15.7	3.7	624.4	623.4	624.2	50	39	80	SE 0	WSW 2	W 1	0	2	1	.	
30	15.4	20.2	13.5	16.4	4.5	624.2	623.3	624.2	48	42	77	W 0	WSW 2	W 1	0	2	4	.	
31	19.1	14.3	13.4	15.6	3.7	623.4	623.9	622.1	54	66	76	SE 0	S 1	N 1	1	10●	10●	2.8	●° 13½–p, ● 19⅛–n zeitw.
																		Summe	
Mittel	13.4	18.4	10.6	14.1	—	623.8	623.1	624.2	58	46	76				3.9	5.0	4.7	86.0	

Juli 1934.
Beobachter: *Kapuzinerkloster.*

Sitten.

$\lambda = 7^\circ 21'$, $\beta = 46^\circ 14'$,
$H_b = 548.6^m$, $G = 0.00\ ^m/_{sec}$.

1	16.2	25.4	20.2	20.6	1.7	714.8	713.6	715.1	68	43	55	N 1	N 1	N 1	3	3	2	.	
2	18.2	26.2	21.0	21.8	2.8	718.1	716.0	716.5	64	44	56	N 1	SW 1	SW 1	1	1	0	.	
3	19.2	26.8	21.4	22.5	3.5	717.7	714.9	715.5	67	47	50	SW 1	SW 1	SW 0	1	1	2	.	
4	19.0	24.2	19.2	20.8	1.7	715.8	712.5	713.0	75	53	55	SW 1	SW 2	SW 1	0	1	0	.	
5	17.6	24.0	21.2	20.9	1.8	713.8	712.4	713.5	73	54	56	SW 1	SW 2	SW 2	0	4	0	.	
6	19.0	27.4	22.0	22.8	3.7	715.0	714.1	715.5	70	47	55	SW 1	SW 1	SW 3	0	1	0	.	
7	20.0	28.0	24.0	24.0	4.8	718.3	716.4	716.7	61	49	45	SW 1	SW 1	SW 1	0	1	0	.	
8	19.6	28.0	23.8	23.8	4.6	718.2	715.9	716.3	65	46	46	SW 1	SW 1	SW 1	0	1	0	.	
9	20.0	28.2	22.8	23.7	4.4	717.4	715.1	715.3	62	47	48	SW 1	SW 2	SW 1	0	1	0	.	
10	20.4	29.2	23.4	24.3	5.0	716.5	713.8	714.9	62	40	50	SW 1	SW 1	SW 1	0	5	4	.	
11	20.4	28.0	25.0	24.5	5.1	714.6	712.2	712.1	65	45	49	SW 1	SW 1	SW 1	5	9	2	1.5	
12	20.8	23.2	20.4	21.5	2.1	711.9	711.5	711.1	70	61	66	N 1	SW 1	SW 1	10	8	10	1.5	● 5
13	19.6	23.2	18.2	20.3	0.9	711.8	712.0	713.4	76	57	65	SW 1	SW 1	SW 2	8	8	9	3.0	● n, 11
14	17.6	22.4	18.8	19.6	0.1	713.8	712.1	713.7	65	46	55	SW 1	SW 3	SW 2	7	10	8	1.2	
15	17.4	17.6	16.6	17.2	−2.3	715.9	716.7	718.5	66	64	69	SW 1	SW 2	SW 1	10	10	10	0.5	
16	15.8	24.2	20.0	20.0	0.5	718.7	717.5	716.9	73	53	58	SW 1	SW 1	SW 1	4	3	0	.	
17	17.4	25.4	20.6	21.1	1.5	718.7	715.8	715.7	69	46	55	SW 1	SW 2	SW 1	1	1	0	.	
18	17.4	26.6	21.4	21.8	2.2	716.1	713.2	713.4	73	38	46	SW 1	SW 2	SW 2	0	7	3	.	
19	18.4	27.0	22.2	22.5	2.9	714.5	711.3	712.0	63	47	42	SW 1	SW 2	SW 1	2	2	1	.	
20	18.6	**30.6**	24.2	24.5	4.9	712.1	708.5	709.6	64	**29**	43	SW 0	SW 1	NE 0	0	1	4	.	
21	21.2	23.2	18.6	21.0	1.3	710.8	709.4	712.4	66	53	77	SW 1	N 0	SW 2	5	10●	10●	**9.3**	● ⛈ 13½
22	18.0	25.4	17.8	20.4	0.7	712.2	**708.4**	711.8	70	42	72	SW 1	SW 3	SW 1	7	10	4	3.0	● n, ● ⛈ 14¾
23	15.8	19.4	16.4	17.2	−2.5	713.0	714.5	716.2	90	61	76	SW 1	W 1	W 1	7	10	9	0.2	● n
24	15.6	24.8	18.4	19.6	−0.1	716.2	714.3	715.2	83	41	65	NW 1	SW 3	SW 3	4	8	9	5.2	
25	17.0	14.8	14.4	15.4	−4.3	715.1	717.2	719.3	71	63	75	SW 2	NW 2	W 1	10	10	10	7.0	
26	**14.2**	22.2	16.8	17.7	−2.0	**721.1**	718.6	718.9	66	42	57	NE 2	SW 1	SW 2	0	1	0	.	
27	17.0	22.0	19.6	19.5	−0.1	718.4	715.9	716.4	63	56	55	SW 1	SW 0	W 2	7	8	4	.	
28	17.0	24.4	19.8	20.4	0.8	716.9	714.6	715.5	63	44	44	SW 1	W 2	W 1	3	1	1	.	
29	15.6	25.0	19.4	20.0	0.4	717.3	714.3	714.7	66	40	48	W 1	W 2	SW 1	0	2	0	.	
30	18.2	27.2	21.0	22.1	2.6	715.7	713.1	713.0	63	38	52	SW 1	SW 2	SW 2	0	1	0	.	
31	19.8	22.2	16.4	19.5	0.0	712.9	711.7	714.9	59	57	95	SW 1	SW 2	SW 1	2	10●	10●	7.9	● 13½–n m.U.
																		Summe	
Mittel	18.1	24.7	20.2	21.0	—	715.6	713.8	714.7	68	48	57				3.1	4.8	3.6	40.3	

$\lambda = 8^{\circ}\,57'$, $\beta = 46^{\circ}\,0'$.
$Hb = 276.2^{m}$, $G = 0.03\ ^{m}/_{m}$.

Lugano.

Juli 1934.
Beobachter: *G. Vicari.*

Tag	Lufttemperatur					Luftdruck			Relative Feuchtigkeit			Windrichtung und Stärke			Bewölkung			Niederschlag	Witterung
	7^{30}	13^{30}	21^{30}	Mittel	Abweich. vom Normalt.	7^{30}	13^{30}	21^{30}	7^{30}	13^{30}	21^{30}	7^{30}	13^{30}	21^{30}	7^{30}	13^{30}	21^{30}		
1	**14.0**	**31.0**	22.2	22.4	1.8	733.5	734.3	736.1	92	38	50	NW 1	NNE 2	NNE 1	9	7	0	.	
2	19.0	29.6	21.8	23.5	2.8	737.2	736.6	737.6	58	43	58	NE 1	S 1	N 1	0	0	0	.	
3	18.0	28.6	22.6	23.1	2.3	738.5	736.8	735.8	64	51	61	N 1	S 1	SE 1	0	4	7	.	
4	17.8	28.8	23.4	23.3	2.4	735.5	733.2	734.9	76	57	70	N 1	S 1	N 1	0	0	10	1.9	●° n (4./5) zeitw.
5	18.4	23.6	20.0	20.7	−0.2	738.6	738.3	737.9	76	52	73	N 1	S 1	N 1	10	10	4	.	
6	19.4	26.6	21.2	22.4	1.4	738.5	738.2	738.5	79	65	76	NNE 1	S 1	N 1	4	5	0	.	
7	19.4	28.8	23.4	23.9	2.8	739.7	738.9	738.8	86	52	66	N 1	SSE 1	N 1	0	2	0	.	
8	19.4	30.0	25.2	24.9	3.8	**740.0**	739.1	739.2	84	68	68	N 1	S 1	N 1	0	0	5	0.8	●° n (8./9)
9	22.8	30.0	24.8	25.9	4.7	**740.0**	738.3	737.4	85	54	62	S 0	S 1	N 1	10	3	0	.	
10	22.2	30.6	25.6	26.1	4.8	738.6	737.0	737.2	83	53	46	NNE 1	SSE 1	N 1	0	4	10	.	
11	21.4	28.6	21.4	23.8	2.5	736.3	734.9	734.5	63	51	63	N 0	E 1	N 1	4	7	0	.	
12	22.2	29.2	18.6	23.3	1.9	734.2	732.3	732.0	73	54	90	SW 1	SE 1	N 1	5	7	2	1.4	● $17^{3}/_{4}$–$18^{1}/_{4}$, ⚿ $17^{3}/_{4}$
13	20.6	23.6	20.6	21.6	0.2	732.6	**731.5**	734.3	78	78	70	S 1	S 1	N 1	8	10●	2	1.4	● $13^{1}/_{2}$–$14^{1}/_{8}$, ⚿ $13^{1}/_{2}$
14	17.0	27.4	20.2	21.5	0.1	734.7	734.9	735.8	74	61	88	N 1	S 1	NNW 2	0	6	10●	18.8	● 21–n, ⚿ 21, n
15	15.0	18.4	16.6	16.7	−4.8	736.3	735.9	737.2	93	68	82	N 1	S 1	N 1	10●	10	0	0.7	● n–8 m.U.
16	16.0	28.4	20.2	21.5	0.0	737.8	737.9	738.5	88	38	54	S 1	E 1	W 1	7	0	0	.	
17	18.0	29.2	22.6	23.3	1.8	739.5	738.2	737.7	53	41	53	N 1	S 1	N 1	0	0	0	.	
18	18.4	28.6	23.0	23.3	1.8	737.6	735.5	734.7	78	57	74	N 1	S 1	N 1	0	5	0	.	
19	19.4	30.4	23.2	24.3	2.8	735.3	733.5	733.7	87	64	83	N 1	S 1	N 0	0	0	7	**70.6**	
20	18.6	27.8	21.0	22.5	1.0	736.0	734.8	734.6	92	58	74	W 1	W 1	N 1	9	6	3	72.2	● ▲ 3–5 m.U., ⚿ 3
21	17.4	26.6	16.0	20.0	−1.5	735.2	733.9	734.9	93	46	91	W 1	NNE 1	N 1	10	3	10●	9.8	● $4^{1}/_{2}$–6, 18–n ztw., ⚿ 4, 18
22	17.4	26.8	16.4	20.2	−1.3	735.3	734.1	735.0	92	51	95	N 0	S 1	N 1	8	5	2	38.8	●sch. n, 6–7, ⚿ ● 16–$17^{1}/_{8}$,
23	17.4	24.8	19.8	20.7	−0.8	734.1	733.8	735.8	83	57	48	N 1	S 1	N 1	0	5	0	.	[● 19–21 zeitw.
24	17.2	28.2	20.8	22.1	0.6	736.9	736.2	735.7	70	44	68	N 1	SSE 1	N 1	0	0	10	0.4	●sch. $22^{1}/_{4}$
25	18.4	23.4	20.6	20.8	−0.7	735.4	734.2	736.5	80	56	45	N 0	SW 0	NE 2	0	9	0	.	
26	21.4	30.4	19.2	23.7	2.2	738.7	738.1	738.0	36	**27**	53	N 3	NNE 1	N 1	0	0	0	.	
27	16.6	26.8	20.4	21.3	−0.1	737.8	736.4	736.0	72	54	63	NE 0	S 0	N 1	0	9	0	.	
28	19.4	28.8	21.8	23.3	1.9	736.5	735.8	735.9	67	41	53	W 1	SE 1	N 1	10	3	0	.	
29	16.0	29.0	20.8	21.9	0.5	737.6	736.7	736.9	74	47	71	N 1	S 1	N 1	0	0	0	.	
30	19.0	29.4	23.6	24.0	2.6	737.7	737.1	736.0	78	51	61	N 0	S 1	N 1	0	1	0	.	
31	20.4	26.6	18.0	21.7	0.4	736.7	736.2	737.2	76	56	90	N 0	SW 1	N 1	3	7	10●	28.4	● 9–$9^{1}/_{2}$, $19^{1}/_{2}$–n, ⚿ 9, 19
																		Summe	
Mittel	18.6	27.7	21.1	22.5	—	736.8	735.9	736.3	77	53	68				3.4	4.1	3.0	254.2	

$\lambda = 7^{\circ}\,35'$, $\beta = 47^{\circ}\,33'$.
$Hb = 318^{m}$, $G = 0.13\ ^{m}/_{m}$.

Basel.

Juli 1934.
Beobachter: *Astronom.-Meteorol. Anstalt.*

1	18.7	25.9	19.7	21.4	—	735.2	735.4	736.7	84	59	71	SSW 1	WNW 1	WNW 1	1	5	1	.	●° $4^{3}/_{4}$–$5^{3}/_{4}$
2	15.2	24.8	19.3	19.8	—	738.9	738.1	738.0	86	54	79	WSW 1	NW 1	W 1	10	1	1	.	
3	17.4	24.6	16.2	19.4	—	738.7	737.8	738.3	80	51	67	W 1	WNW 1	WNW 1	1	10	8	.	
4	14.3	20.5	14.4	16.4	—	738.1	736.9	736.1	86	52	83	W 1	NNE 1	ESE 1	0	3	6	.	
5	**12.5**	23.5	17.4	17.8	—	735.3	734.6	734.7	79	49	78	W 1	W 1	W 1	1	0	0	.	△ fr.
6	15.9	27.2	17.7	20.3	—	736.2	735.6	736.6	74	39	73	E 1	WNW 1	SW 1	0	1	0	.	
7	17.3	28.4	18.9	21.5	—	738.5	738.0	738.1	67	39	86	E 1	ENE 1	NW 1	0	1	1	.	
8	18.4	29.1	20.0	22.5	—	738.7	737.9	737.6	67	37	66	E 0	ESE 1	E 1	0	0	0	.	
9	18.5	29.1	19.3	22.3	—	737.8	736.8	735.5	70	40	82	SW 1	N 1	SSW 1	0	0	0	.	△ fr.
10	18.2	30.4	21.7	23.4	—	735.8	733.9	733.2	69	**32**	88	ENE 1	E 1	SW 1	1	2	4	.	△ fr.
11	21.6	**32.5**	21.6	25.2	—	732.9	731.2	731.0	70	44	80	ENE 1	WSW 1	SSW 1	1	3	3	.	△ fr.
12	19.2	19.9	16.8	18.6	—	729.7	731.1	730.5	83	75	96	SE 0	NW 1	SE 1	10	10	10	7.5	● $20^{1}/_{4}$–$22^{1}/_{8}$ m.U., ⚿ $20^{1}/_{4}$–
13	18.6	21.2	17.0	18.9	—	730.5	731.7	732.7	77	64	90	W 1	WSW 2	SW 1	10	9	10	2.3	● $14^{1}/_{2}$ [$21^{1}/_{4}$
14	16.2	17.6	14.6	16.1	—	733.7	733.9	735.1	89	86	97	S 1	SE 1	ESE 1	10●	10●	6	8.0	● 6–$17^{3}/_{4}$ zeitw.
15	14.6	19.7	16.0	16.8	—	735.8	736.4	738.6	91	70	84	SW 1	WNW 1	SE 1	10	10	10	1.5	● $22^{1}/_{4}$–$22^{3}/_{4}$
16	16.2	24.3	17.7	19.4	—	739.6	739.4	739.1	81	47	82	E 0	W 1	ESE 1	1	3	0	.	
17	16.0	26.8	17.4	20.1	—	739.2	737.3	736.2	84	45	82	SE 1	ESE 1	SE 0	0	1	1	.	△ fr.
18	17.7	31.1	20.3	23.0	—	734.8	733.0	732.3	72	44	87	ESE 1	S 1	S 1	0	4	1	.	△ fr.
19	21.5	27.4	18.9	22.6	—	733.6	732.8	732.5	71	50	81	S 1	W 2	SW 1	3	6	2	.	△ fr.
20	18.8	28.8	22.8	23.5	—	731.4	728.7	**727.5**	77	37	68	S 0	E 1	ESE 1	1	1	9	3.0	△ fr.
21	16.9	27.4	15.7	20.0	—	729.8	738.7	730.1	93	54	93	E 1	ESE 1	ESE 1	9	4	5	13.5	● $0^{3}/_{4}$–$6^{3}/_{4}$ zeitw., ⚿ ● $15^{1}/_{4}$–
22	15.9	26.4	14.6	19.0	—	730.2	729.2	730.7	88	55	96	SE 1	N 1	S 1	9	1	9	**19.5**	⚿ ● $16^{1}/_{4}$–17 [$16^{1}/_{4}$
23	15.1	16.7	14.9	15.6	—	732.0	733.6	735.6	94	86	94	SW 1	W 1	SE 1	9	10●	7	3.5	● $8^{1}/_{4}$–$18^{3}/_{4}$ m.U.
24	15.3	17.4	15.6	16.1	—	736.0	736.1	736.2	97	91	91	E 1	SSE 1	S 0	10	10	10	6.9	● $4^{1}/_{2}$–$5^{3}/_{4}$, $12^{1}/_{4}$–n zeitw.,
25	14.6	17.2	12.8	14.9	—	735.3	736.1	739.2	89	70	96	WSW 1	WSW 2	S 1	10●	6	3	5.9	● n–$9^{1}/_{4}$ zeitw. [T p zeitw.
26	13.5	22.6	19.8	18.6	—	**740.2**	739.3	738.1	85	60	70	ENE 1	W 1	WSW 1	1	9	7	0.5	△ fr.
27	18.4	21.6	16.9	19.0	—	736.6	736.0	736.5	90	63	77	W 1	WNW 2	SW 1	10	6	5	.	
28	16.4	21.3	14.6	17.4	—	737.1	736.5	736.0	74	55	86	SE 1	WNW 2	SSW 1	8	2	2	.	
29	19.6	26.0	18.1	21.2	—	736.1	735.1	734.5	67	52	84	SSW 1	W 2	S 1	5	1	1	.	
30	18.1	29.4	19.4	22.3	—	735.0	733.7	732.2	77	44	82	E 1	NW 1	ENE 1	0	1	1	.	△ fr.
31	19.6	28.2	18.0	21.9	—	730.8	730.9	733.3	70	46	92	SE 1	W 1	SE 1	1	10	10●	2.3	● $15^{3}/_{4}$–n m.U., T p zeitw.,
																		Summe	[△ fr.
Mittel	17.1	24.7	17.7	19.8	—	735.3	734.7	734.9	80	55	83				4.3	4.5	4.3	74.4	

Juli 1934.
Beobachter: *Observatorium.*

Säntis.

$\lambda = 9^\circ 20'$, $\beta = 47^\circ 15'$.
$H_b = 2500.1^m$, $G = -0.16\,‰$.

Tag	Lufttemperatur					Luftdruck			Relative Feuchtigkeit			Windrichtung und Stärke			Bewölkung			Niederschlag	Witterung
	7^{30}	13^{30}	21^{30}	Mittel	Abweich. vom Normalyl.	7^{30}	13^{30}	21^{30}	7^{30}	13^{30}	21^{30}	7^{30}	13^{30}	21^{30}	7^{30}	13^{30}	21^{30}		
1	4.0	5.2	5.6	4.9	1.0	565.8	567.4	568.5	100	86	100	NNE 3	N 2	N 2	10≡	10	10≡●	5.4	● 20½-n, ≡ n-11, 16-n
2	7.2	10.0	7.5	8.2	4.2	568.8	569.9	570.1	4	79	15	N 1	E 0	WNW 1	0	9	0	.	
3	5.6	7.6	4.0	5.7	1.6	568.9	568.7	567.9	90	72	100	NW 1	SW 1	W 1	6	10	10≡	.	≡ 12½-n m.U.
4	2.0	7.2	4.6	4.6	0.5	565.6	565.8	565.8	100	62	18	WSW 2	S 1	W 1	10≡	10≡	2	.	≡ n-20½ m.U.
5	8.4	11.0	6.6	8.1	3.9	565.1	566.2	566.8	3	73	100	WSW 1	SW 2	SW 2	1	1	0	.	≡ 19½-21
6	6.2	9.2	7.0	7.5	3.2	567.1	568.2	569.4	95	85	16	SW 3	W 2	WSW 2	10≡	10≡	1	.	≡ 6-16 m.U.
7	8.8	11.4	8.6	9.6	5.2	569.9	570.8	570.8	18	70	18	WSW 1	SSE 1	W 2	1	8	1	.	
8	8.6	10.4	9.1	9.4	4.9	570.2	**571.0**	570.7	17	71	10	NNE 1	SSE 1	NNE 0	1	1	1	.	
9	11.4	11.8	9.0	10.7	6.2	569.7	570.3	569.8	7	50	22	NNW 0	SSE 1	WNW 0	0	1	0	.	
10	9.4	14.2	10.0	11.2	6.6	568.9	569.3	568.8	46	48	44	W 2	S 2	W 1	1	1	6	.	
11	9.8	11.8	9.0	10.2	5.5	567.5	567.4	566.5	89	63	90	WSW 2	W 3	W 2	8	10	10	0.2	●sch. 9¼, ≡ 17¼-19¾
12	10.2	7.2	5.4	7.6	2.8	565.3	563.7	563.3	54	100	100	WSW 2	WSW 3	WSW 4	10	10≡●	10≡●	42.3	● 13¼-14, 18½-n m.U., *)
13	4.2	3.4	3.2	3.6	-1.2	**562.4**	562.7	564.4	100	100	100	WSW 3	WSW 4	W 2	10≡●	10≡●	10≡	12.3	● n-9, 11¾, 15½, ≡ n-n
14	3.6	7.0	2.0	4.2	-0.7	564.3	564.8	565.2	100	93	100	WSW 2	S 1	WSW 2	10≡	10≡	10≡●	23.3	● 16¼-17⅝, 20½-n, *)
15	2.2	1.0	1.8	1.7	-3.2	564.2	565.2	566.8	100	100	100	WNW 1	WNW 1	N 1	10≡●	10≡●*	10≡●	**84.7**	● n-9½, ● * 9½-n, ≡ n-n
16	2.0	4.6	3.6	3.4	-1.6	567.6	568.8	569.5	100	100	85	NNE 1	NNE 0	NNE 1	10≡●	10≡	8	1.5	●° 6½-11, ● 11-9, ≡ n-19½
17	6.0	9.2	6.0	7.1	2.0	568.9	569.3	568.5	31	70	98	ENE 1	SSE 1	SW 2	1	6	0	.	≡ 14-17½ m.U.
18	6.4	11.2	8.2	8.6	3.5	567.2	567.7	567.3	54	57	92	WSW 3	SW 2	WSW 3	1	3	1	.	≡ 5-5½, 9-10 m.U.
19	9.4	12.6	6.4	9.5	4.3	566.3	566.1	566.2	52	64	74	SW 2	WSW 2	WNW 1	9	10≡	10	.	≡ 9½-18 m.U.
20	10.8	**14.8**	10.2	11.9	6.7	564.7	564.6	564.6	39	57	57	S 1	S 2	S 2	1	8	4	0.1	
21	8.0	10.2	7.8	8.7	3.4	564.6	564.1	563.9	83	45	49	ESE 1	S 3	SW 2	10●	10	10	.	●° 6⅝-7⅝, 17, ≡ 17½-19½
22	8.3	14.0	4.2	8.8	3.5	563.6	563.7	563.5	41	55	89	SSW 1	S 1	SW 2	4	10≡	8	11.2	● 15⅝-17¾ m.U., *)
23	2.4	3.4	3.6	3.1	-2.2	**562.4**	563.4	566.1	100	100	100	WSW 3	WSW 3	WSW 3	10≡	10≡	10≡	21.5	●° n-14 m.U., ● 14-n m.U., ≡ n-n
24	3.4	7.0	2.4	4.3	-1.1	566.4	566.5	566.1	100	79	100	WSW 2	S 1	WSW 2	10≡	10	10≡●	19.9	● n-9¼, 19½-n, ≡ n-n m.U.
25	0.6	**-0.2**	0.2	0.2	-5.2	564.3	564.1	566.8	100	100	100	WSW 3	WSW 3	W 3	10≡	10≡*	10≡●	22.2	●° a, ●* 10⅝-n m.U., ≡ n-n
26	0.2	4.2	4.2	2.9	-2.5	568.0	568.9	568.5	83	85	100	W 2	SSW 2	WSW 4	10≡	10≡	10≡	1.5	●° 20-n, ≡ n-n
27	5.2	6.0	4.0	5.1	-0.3	566.9	566.7	566.9	100	100	100	WSW 4	WSW 4	WSW 2	10≡	10≡	10≡	11.1	● 10½-n zeitw., ●° ≡ n-n
28	2.3	5.2	4.4	4.0	-1.4	565.8	566.6	566.5	100	60	100	SW 3	SW 3	WSW 3	10≡	3	10≡	.	≡ n-10⅝, 17-n
29	4.3	9.8	6.3	6.8	1.3	566.5	567.6	567.3	51	47	96	SW 4	SSW 2	WSW 2	1	3	1	.	
30	6.2	10.6	9.6	8.8	3.3	567.0	567.7	567.6	48	68	22	WSW 2	SE 1	WSW 2	1	6	0	.	
31	13.0	12.6	6.6	10.7	5.2	566.4	566.4	565.7	27	48	85	S 1	S 1	SW 1	1	10	10	6.0	K 17-19½, ⊕ a
																		Summe	
Mittel	6.1	8.5	5.8	6.8	—	566.5	566.9	567.1	66	74	73				6.0	7.7	6.2	263.2	

*) 12. ≡ 12⅝-n m.U. 14. ≡ n-n m.U. 22. ≡ 12⅝-19¼ m.U.

Juli 1934.
Beobachter: Frl. *F. Lombardi.*

St. Gotthard (Hospiz).

$\lambda = 8^\circ 34'$, $\beta = 46^\circ 33'$,
$H_b = 2102.9^m$, $G = -0.14\,‰$.

1	5.5	10.6	6.4	7.5	0.9	593.6	595.3	595.9	81	54	69	N 2	N 2	N 3	10≡	10	10≡	.	≡ a, 21-n
2	8.6	12.8	8.0	9.8	3.1	596.8	597.6	597.5	50	30	58	N 2	N 2	N 2	0	0	0	.	
3	8.4	13.1	7.6	9.7	2.9	596.9	596.6	596.2	60	81	87	N 1	N 1	N 2	0	2	10≡	.	≡ 20-n
4	6.2	7.0	6.0	6.4	-0.4	595.6	594.2	593.9	75	75	86	N 2	N 2	N 2	2	2	10≡	.	≡ 19½-n
5	6.3	12.6	8.0	9.0	2.1	593.9	594.6	594.9	74	38	71	NE 0	SE 0	SE 0	5	4	10	.	
6	8.2	14.4	9.0	10.5	3.5	595.6	596.0	596.5	65	40	48	N 1	NE 0	NE 0	0	0	10≡	.	≡ 21-n
7	10.0	15.8	11.0	12.3	5.2	598.0	598.4	598.6	54	28	70	N 1	N 1	N 1	0	0	0	.	
8	8.4	15.8	10.4	11.5	4.3	598.0	598.7	**599.0**	65	26	48	N 1	N 1	N 0	0	0	0	.	
9	10.0	13.8	11.2	11.7	4.4	598.3	598.8	597.8	53	65	80	N 0	N 0	N 1	0	0	0	.	
10	13.4	15.0	12.0	13.5	6.1	597.1	596.7	597.4	32	**21**	68	N 0	N 0	N 0	0	0	7	3.1	● K 17¾-18
11	12.0	13.8	13.4	13.1	5.6	595.8	595.8	594.6	54	53	53	N 0	N 0	N 0	2	0	1	6.5	● K 17-18
12	12.4	14.6	10.0	12.3	4.7	593.5	592.4	591.9	30	40	58	N 0	S 0	S 1	10	10	7	2.8	● K 11⅛-11½, 18¼-18⅝
13	8.4	9.2	7.0	8.2	0.6	591.1	591.7	592.6	59	60	86	N 1	N 0	N 1	5	10	10≡	3.1	≡ 18-n
14	5.4	12.2	5.4	7.7	0.0	592.8	592.9	593.2	79	41	86	N 2	S 1	N 1	5	10	10●≡	**26.0**	K ● 15½-n, ≡ 18½-n
15	2.8	4.2	3.8	3.6	-4.2	592.4	593.1	594.5	86	82	87	N 3	N 3	NW 3	10≡	10	10≡	2.6	●° zeitw., ≡ n-n m.U.
16	3.4	9.0	6.3	6.2	-1.7	595.7	597.4	597.8	85	52	86	NW 3	W 1	N 2	10≡	5	10≡	.	≡ n-9¼, 17-n
17	5.8	13.2	11.0	10.0	2.0	596.9	597.0	596.8	65	30	85	N 1	N 1	N 1	0	0	10≡	.	≡ 19-n
18	10.2	**16.6**	11.0	12.6	4.6	596.4	595.4	595.5	38	**21**	50	N 1	N 2	N 1	0	5	3	.	
19	11.2	13.2	11.4	11.9	3.8	594.0	593.8	593.8	49	60	85	N 1	N 1	N 2	0	6	6	.	
20	12.0	13.0	11.4	12.1	4.0	592.7	592.9	592.5	70	73	70	N 0	SE 1	S 1	4	8	10	2.5	● n (20./21.)
21	9.2	10.3	7.6	9.0	0.9	592.6	592.5	592.6	88	60	80	S 1	SE 1	SE 0	10≡	10●*	10≡	17.3	● 10¼-10⅝, 13¼-15¼, 17⅜-19¼,
22	7.6	12.0	7.2	8.9	0.7	591.6	591.7	591.9	73	68	85	NE 0	SE 1	SE 0	10	8	10≡	4.0	● n (22./23.), ≡ 16-n [≡ n-n
23	7.0	9.0	6.0	7.3	-0.9	**590.9**	592.0	593.1	52	50	80	NE 1	N 1	N 2	5	10	10≡	1.0	● 15¼-16½, ≡ 16-n
24	5.2	11.3	5.8	7.4	-0.8	593.9	593.7	593.5	62	43	88	N 1	N 1	N 2	2	5	10≡	3.0	≡ 18½-n
25	4.2	4.0	2.2	3.5	-4.8	593.1	592.9	594.6	75	80	88	N 2	N 2	N 3	8≡	10≡	10≡	9.0	● zeitw., ≡ n-n, K fr.
26	**2.0**	7.4	6.0	5.1	-3.2	595.1	597.1	596.9	83	45	75	N 2	N 2	N 1	6	0	1	.	
27	7.5	11.4	7.2	8.7	0.4	595.9	595.7	595.8	58	50	85	N 0	N 0	N 2	5	8	5	.	
28	5.0	12.2	6.4	7.9	-0.4	595.0	594.9	594.8	70	38	88	N 2	N 1	N 1	7	0	0	.	
29	6.2	13.0	10.0	9.7	1.4	594.8	596.2	595.8	58	30	51	N 1	N 1	N 1	0	0	0	.	
30	10.6	16.0	8.2	11.6	3.3	595.5	595.3	595.9	48	45	62	N 0	N 0	N 0	0	0	0	.	
31	13.0	13.2	10.0	12.1	3.8	594.7	594.9	593.9	70	87	88	SE 1	SE 1	SE 0	8	8	10≡	4.8	● 17¼-19¼, n, ≡ 20-n
																		Summe	
Mittel	7.9	11.9	8.3	9.4	—	594.8	595.0	595.2	63	51	74				4.0	4.5	6.5	85.7	

$\lambda = 7^{\circ}\,26'$, $\beta = 46^{\circ}\,57'$,
$H_b = 572.2^{m}$, $G = 0.05$ ‰.

Bern.

August 1934.
Beobachter: *Tellur. Observatorium.*

Tag	Lufttemperatur ·					Luftdruck			Relative Feuchtigkeit			Windrichtung und Stärke						Bewölkung			Niederschlag	Witterung
	7^{30}	13^{30}	21^{30}	Mittel	Abweich. vom Normalst.	7^{30}	13^{30}	21^{30}	7^{30}	13^{30}	21^{30}	7^{30}		13^{30}		21^{30}		7^{30}	13^{30}	21^{30}		
1	15.8	22.3	17.4	18.5	0.7	712.2	712.3	711.4	91	52	76	SW	1	SW	1	NE	0	10	4	0	.	● $5^{3}/_{4}$–$6^{1}/_{2}$
2	14.7	20.4	15.8	17.0	−0.8	709.4	709.1	709.3	85	62	97	S	0	W	1	W	0	10	10	10	**29.7**	● $15^{1}/_{4}$–19 m.U.
3	14.2	18.4	13.6	15.4	−2.3	707.4	706.6	706.1	98	75	98	W	1	NE	1	S	0	10●	10	9	26.8	● $0^{1}/_{2}$–1, 4–$11^{3}/_{4}$, 16–$20^{1}/_{4}$
4	12.9	13.2	12.0	12.7	−5.0	**705.8**	707.3	712.0	94	82	80	S	1	SW	2	WSW	1	10●	10●	10●	6.0	● 6–$22^{3}/_{4}$ zeitw.
5	11.8	19.4	14.7	15.3	−2.3	714.1	713.1	712.5	87	55	83	SE	1	NE	1	NE	0	8	8	1	.	● 0–$0^{3}/_{4}$
6	12.2	22.4	18.6	17.7	0.1	711.6	709.9	706.8	87	56	77	S	1	NE	1	NE	1	1	1	9	.	△ fr.
7	15.9	14.6	13.9	14.8	−2.7	706.2	707.7	708.3	86	92	95	SE	0	WSW	1	S	1	10	10●	10	12.6	● $12^{1}/_{4}$–$16^{3}/_{4}$
8	13.8	19.2	15.3	16.1	−1.4	709.4	710.0	711.2	95	59	92	S	1	W	0	SE	0	9	8	8	0.2	● 0–$3^{1}/_{2}$, $19^{1}/_{2}$–$19^{3}/_{4}$
9	13.7	21.0	17.3	17.3	−0.1	711.5	711.4	712.7	91	58	79	SW	0	NE	1	W	1	10	8	10	8.4	● 19, $23^{1}/_{2}$, △ fr.
10	15.3	21.1	18.3	18.2	0.9	714.1	713.8	713.3	96	53	78	SSE	1	NW	1	N	0	10	6	10	.	● 2–$4^{3}/_{4}$ m.U.
11	16.0	22.0	17.2	18.4	1.1	713.5	712.3	712.9	76	43	68	SW	0	W	1	W	1	4	2	8	1.6	△ fr.
12	13.4	17.1	14.3	14.9	−2.3	714.0	713.9	713.8	88	53	77	W	0	W	1	SW	0	10	10	8	.	● 0–$1^{3}/_{4}$, 9–$9^{1}/_{2}$
13	12.7	16.8	12.5	14.0	−3.1	712.1	711.0	710.7	82	52	70	S	0	WSW	1	W	0	8	9	10	0.8	● 15–$15^{1}/_{2}$
14	11.0	12.9	10.5	11.5	−5.6	710.3	710.6	712.0	90	84	90	W	1	SSW	1	W	1	10	10	10●	19.0	● 7–n zeitw.
15	10.6	16.9	11.9	13.1	−3.9	713.7	714.6	715.5	92	64	87	W	0	SE	0	SE	0	9	7	0	.	● n–1, 5–$5^{1}/_{2}$
16	**8.9**	19.6	15.6	14.7	−2.2	**716.1**	715.8	715.5	86	51	85	S	0	WSW	1	SE	0	0	0	0	.	△ fr.
17	12.2	23.8	16.5	17.5	0.7	**716.1**	715.9	715.5	74	35	84	S	1	N	1	W	1	0	1	0	.	
18	12.9	24.3	18.1	18.4	1.7	715.7	714.9	715.0	89	38	83	S	1	W	1	SW	0	0	1	0	.	
19	13.6	24.4	19.2	19.1	2.5	715.5	714.3	714.5	86	45	83	SE	1	W	1	SW	0	0	7	0	.	
20	15.0	25.4	20.2	20.2	3.7	714.5	712.8	713.1	81	**32**	81	S	1	W	1	W	1	2	4	9	.	
21	15.6	25.1	20.2	20.3	3.8	713.6	712.5	711.8	85	48	78	SW	1	E	1	E	0	1	2	10	.	
22	18.3	**26.2**	19.8	21.4	5.0	712.2	711.7	711.9	82	42	82	S	1	W	1	SE	1	10	5	1	.	
23	17.0	**26.2**	15.4	19.5	3.2	711.9	709.4	711.8	87	51	96	S	0	E	0	SE	1	0	2	10	12.8	● $18^{1}/_{2}$–$21^{1}/_{4}$, $22^{3}/_{4}$–$23^{1}/_{4}$, K$_{A}$ $18^{1}/_{2}$–
24	14.2	19.6	15.6	16.5	0.3	713.6	713.6	713.7	94	61	84	SW	0	NE	1	NE	0	2	8	1	.	● $0^{3}/_{4}$–$1^{1}/_{4}$ [20
25	12.8	21.0	13.9	15.9	−0.2	712.5	712.0	713.4	93	63	95	E	0	SE	1	W	1	3	7	10●	12.0	K$_{A}$ ● $20^{1}/_{4}$–22
26	13.6	14.4	15.4	14.5	−1.5	711.3	711.1	710.1	92	96	89	E	1	NE	1	NE	1	10	10	10	3.0	● 9–$10^{1}/_{2}$, $12^{3}/_{4}$–13
27	14.6	14.7	14.8	14.7	−1.2	709.0	709.7	711.0	80	86	90	NE	1	NE	1	NW	0	10	10	10	.	
28	14.6	20.6	15.6	16.9	1.1	710.5	709.5	708.5	92	65	89	SE	1	NE	1	SE	0	8	4	0	.	
29	13.8	14.1	10.0	12.6	−3.1	707.8	709.1	710.5	92	87	90	S	1	W	1	W	0	6	10●	0	5.9	● $13^{1}/_{4}$–$16^{3}/_{4}$, $18^{1}/_{4}$–$19^{1}/_{4}$
30	10.2	18.2	15.6	14.7	−0.8	711.3	711.0	710.1	97	44	55	S	0	WSW	1	SW	1	9	3	10	0.5	● $3^{3}/_{4}$–7
31	11.2	16.0	10.2	12.5	−2.9	710.2	709.1	709.1	85	51	83	W	1	W	1	SE	1	7	9	10	5.0	● $3^{1}/_{2}$–$6^{1}/_{4}$, $16^{3}/_{4}$–n m.U.
																					Summe	
Mittel	13.6	19.7	15.5	16.3	—	711.8	711.5	711.7	88	59	84							6.4	6.3	6.3	144.3	

$\lambda = 6^{\circ}\,57'$, $\beta = 47^{\circ}\,0'$,
$H_b = 487.3^{m}$, $G = 0.06$ ‰.

Neuchâtel.

August 1934.
Beobachter: *Observatorium.*

1	15.5	24.5	18.1	19.4	0.7	719.6	719.5	718.8	96	47	66	W	0	S	1	NE	1	10	2	0	0.3	● n–$8^{1}/_{2}$
2	15.6	19.8	16.4	17.3	−1.3	716.9	716.3	716.6	84	72	96	E	0	SW	1	W	1	10	10	9	17.5	● 12, $13^{1}/_{2}$–n
3	14.2	20.7	14.2	16.4	−2.2	714.6	713.8	713.6	99	68	100	W	0	SE	0	NW	0	10	9	10	**28.6**	● n–$9^{1}/_{2}$, $15^{3}/_{4}$–n, T p zeitw.
4	13.5	13.3	13.0	13.3	−5.3	**713.0**	715.1	719.6	84	90	84	SW	1	SW	1	W	2	9	10	10	2.7	● n–n m.U.
5	12.9	21.6	15.3	16.6	−1.9	721.6	720.7	719.9	86	60	73	W	0	SE	0	N	0	5	7	0	.	
6	13.3	23.6	21.2	19.4	0.9	718.9	717.2	714.3	91	61	58	E	0	SE	1	N	1	0	0	8	0.2	△ fr.
7	16.6	15.3	14.2	15.4	−3.0	713.7	715.2	715.9	87	97	99	N	0	W	1	NW	0	10	10	10	12.7	● $10^{1}/_{2}$–$16^{1}/_{2}$ m.U.
8	14.7	22.4	16.6	17.9	−0.5	717.2	717.5	718.6	95	59	78	NE	0	E	1	NW	0	9	5	1	.	
9	14.4	22.2	18.6	18.4	0.1	719.0	719.0	720.0	94	63	73	NE	0	SW	1	SW	2	8	6	10	1.8	● $22^{1}/_{4}$–n, △ fr.
10	16.7	23.7	18.8	19.7	1.5	721.5	721.3	720.7	81	58	62	W	1	S	1	NW	1	6	4	2	.	
11	16.9	23.5	18.7	19.7	1.5	720.9	719.8	720.3	68	56	64	SW	2	SW	2	W	2	0	2	4	0.6	
12	14.8	19.2	14.8	16.3	−1.8	721.6	721.3	721.3	76	51	64	SW	1	NW	2	W	1	9	5	0	.	●tr. $7^{1}/_{2}$–8
13	15.0	16.0	11.9	14.3	−3.7	719.4	718.5	718.2	64	62	86	SW	1	SW	2	NW	1	9	10	8	4.7	● $13^{1}/_{2}$, $17^{3}/_{4}$, n, T ●^{s} $18^{1}/_{4}$–$18^{3}/_{4}$
14	10.9	12.6	10.5	11.3	−6.7	717.7	718.1	729.5	86	86	97	W	1	W	1	W	1	10	10	9	14.7	● n–n
15	11.5	15.5	13.4	13.5	−4.4	721.3	722.2	722.9	96	80	78	W	1	NE	0	N	1	6	8	0	0.1	●tr. $13^{1}/_{4}$
16	11.5	21.4	16.4	16.4	−1.4	723.6	723.5	723.0	90	52	78	E	0	E	0	NE	0	0	0	0	.	≡ $7^{3}/_{4}$–9, △ fr.
17	12.7	24.7	17.8	18.4	0.6	**723.8**	723.4	722.8	94	51	70	E	0	SE	1	N	0	0	0	0	.	△ fr.
18	14.1	25.0	18.4	19.2	1.5	723.4	722.5	722.3	93	52	72	E	0	SE	1	NW	0	0	0	0	.	△ fr.
19	14.7	25.7	20.4	20.3	2.7	723.1	721.6	721.7	93	53	54	E	0	SE	1	NW	0	0	6	1	.	△ fr.
20	15.3	27.1	19.6	20.7	3.2	721.9	720.2	720.5	92	50	63	E	0	S	1	N	0	1	2	6	.	△ fr.
21	16.1	27.0	21.2	21.4	4.0	721.1	719.9	719.2	91	**46**	68	E	0	SE	0	NE	0	2	2	8	.	
22	19.0	27.5	18.5	21.7	4.4	719.5	719.0	719.1	86	50	85	E	0	NW	1	N	0	8	4	2	0.2	T ●sch. $13^{3}/_{4}$–$14^{1}/_{2}$
23	18.4	**27.7**	16.2	20.8	3.6	719.2	716.7	719.5	92	56	92	SE	0	SE	0	W	1	3	3	10	3.7	● ⸗ $17^{3}/_{4}$–19
24	15.4	24.5	17.7	19.2	2.1	721.2	721.2	721.1	85	55	72	SE	0	SE	1	NE	0	4	3	8	1.5	●sch. $21^{1}/_{2}$–$22^{1}/_{2}$
25	13.0	21.1	14.3	16.1	−0.9	720.1	719.5	720.2	98	63	93	NE	0	SW	0	E	1	2	6	9	5.4	● K$_{A}$ $19^{1}/_{2}$–$21^{1}/_{2}$, ≡ $8^{1}/_{2}$–$10^{1}/_{2}$ [m.Ü., △ fr.
26	13.3	16.0	18.1	15.8	−1.2	718.7	718.4	717.4	93	88	67	N	0	NE	0	NE	3	10	10	10	0.1	●tr. p
27	16.1	16.8	15.4	16.1	−0.8	716.5	717.4	718.7	73	81	89	NE	2	E	1	NE	0	10	10	10	.	
28	14.1	23.2	17.0	18.1	1.3	718.0	716.8	716.0	95	57	81	W	0	SE	1	NE	0	5	2	0	.	
29	15.5	14.1	**10.4**	13.3	−3.4	715.0	716.6	718.0	92	83	96	E	0	SW	2	NW	0	10	10	1	11.9	● $8^{1}/_{2}$–n m.U.
30	11.3	17.6	14.7	14.5	−2.0	718.9	718.6	717.4	94	57	76	W	1	SW	2	SW	0	9	7	10	9.2	● $13^{1}/_{2}$, 23–n
31	12.3	16.8	10.6	13.2	−3.2	717.5	716.6	716.8	79	63	92	SW	1	SW	1	N	0	8	9	10	11.6	● ^{n}sch. p, ● 20–n, T abds.
																					Summe	
Mittel	14.5	21.0	16.2	17.2	—	719.3	718.9	719.2	88	64	78							5.9	5.5	5.4	125.5	

August 1934.
Beobachter: Frl. *H. Nager.*

Altdorf.

$\lambda = 8^{\circ}\,39'$, $\beta = 46^{\circ}\,53'$,
$H_b = 456.3^{m}$, $G = 0.05\ ^{m}/_{m}$.

Tag	Lufttemperatur 7³⁰	13³⁰	21³⁰	Mittel	Abweich. vom Normalst.	Luftdruck 7³⁰	13³⁰	21³⁰	Relative Feuchtigkeit 7³⁰	13³⁰	21³⁰	Windrichtung und Stärke 7³⁰	13³⁰	21³⁰	Bewölkung 7³⁰	13³⁰	21³⁰	Niederschlag	Witterung
1	17.5	24.1	15.3	19.0	0.9	721.8	722.5	721.9	94	56	88	E 0	E 0	E 0	10●	8	0	1.5	● a
2	16.2	20.0	16.9	17.7	−0.4	719.1	718.0	719.5	72	47	95	SE 0	NW 0	NW 0	9	9	10	7.5	
3	16.5	19.3	16.0	17.3	−0.7	715.8	716.5	716.5	97	70	95	NE 0	NW 0	NW 0	10●	10	10	**55.3**	● n-a, 17. T 17
4	14.5	12.8	12.0	13.1	−4.9	**715.6**	717.3	721.6	95	44	94	NW 0	NW 0	NW 0	10●	10	10●	19.7	● n-n
5	12.5	18.7	13.9	15.0	−3.0	724.3	723.3	722.6	95	47	78	SE 0	NW 0	NW 0	10	8	2	.	
6	12.4	21.3	16.8	16.8	−1.1	721.6	719.7	717.5	94	47	87	S 0	NW 0	SE 0	0	1	0	.	
7	16.5	21.7	15.5	17.9	0.0	715.7	715.7	718.7	88	52	98	NW 0	E 0	NW 0	4	7	10	3.7	
8	15.2	21.6	16.0	17.6	−0.3	719.5	719.6	720.9	94	47	90	NW 0	NW 0	NW 0	10	6	7	.	
9	16.2	16.9	15.3	16.1	−1.7	721.1	721.8	722.8	88	83	47	E 0	NW 0	NW 0	10	10●	10	18.7	● n-n m.U.
10	15.0	21.8	16.6	17.8	0.0	724.5	723.6	723.4	97	49	87	NE 0	NW 0	NE 0	10	4	8	3.1	● a
11	16.8	20.8	17.2	18.3	0.6	723.0	722.6	723.0	89	51	83	NE 0	NW 0	NE 0	10	6	8	4.1	
12	14.8	16.0	13.9	14.9	−2.7	724.1	724.1	723.9	93	73	93	E 0	NWo-1	NE 0	10●	10●	2	2.1	● n-p m.U.
13	13.8	16.9	13.3	14.7	−2.9	722.0	720.0	719.9	90	50	94	NE 0	NWo-1	NW 0	10	10●	10●	5.3	● n-n zeitw.
14	12.9	15.2	12.2	13.4	−4.1	720.2	720.4	722.0	92	59	93	S 0	NW 0	NW 0	10●	8	10●	3.4	● n-n zeitw.
15	12.2	14.2	11.5	12.6	−4.8	723.7	725.1	**726.4**	90	68	90	NW 0	NW 0	SE 0	10●	10	0	2.2	● i
16	10.3	21.7	15.0	15.7	−1.7	726.2	726.1	**726.4**	88	51	80	SE 0	NW 0	SE 0	0	1	0	.	
17	17.7	22.5	16.5	18.9	1.6	726.3	725.2	725.8	90	42	82	SW 0	NW 0	SE 0	0	0	1	.	
18	14.3	24.2	16.4	18.3	1.1	725.9	724.4	725.4	93	**41**	90	E 0	NWo-1	SE 0	2	1	3	.	
19	14.6	24.1	17.9	18.9	1.7	725.7	723.6	724.7	94	47	89	E 0	SE 0-1	SE 0	0	4	7	.	
20	15.8	**25.4**	19.1	20.1	3.0	724.6	722.1	723.2	90	45	72	S 0	NWo-1	SE 0	3	5	5	.	
21	16.9	23.9	19.3	20.0	3.0	723.7	721.9	721.6	80	53	85	E 0	NW 0	W 0	0	2	7	.	
22	17.5	24.1	17.9	19.8	2.9	721.7	721.4	722.1	91	49	88	E 0	NW 0	W 0	10	10	8	0.7	
23	16.6	24.7	15.7	19.0	2.2	721.7	719.2	723.2	89	50	98	E 0	NW 0	NWo-1	4	2	10●	11.3	● n, abds.
24	16.7	23.2	17.2	19.0	2.2	723.6	723.3	723.7	90	53	86	SE 0	NW 1	NW 0	10	5	10	.	
25	15.6	18.7	14.9	16.4	−0.3	722.6	722.6	722.7	93	59	93	N 0	NW 0	SW 0	10	10●	10	8.5	● 13½-n m.U.
26	14.7	18.9	14.5	16.0	−0.6	721.4	720.6	719.9	96	60	94	E 0	NW 0	E 0	10●	10	9	3.7	● i
27	17.0	17.7	15.7	16.8	0.3	718.3	719.6	721.0	94	74	90	N 0	NW 0	E 0	10	10	10	7.4	
28	15.2	20.1	15.3	16.9	0.5	720.0	719.5	718.9	97	62	88	E 0	NW 0	E 0	10●	5	4	4.6	● a
29	13.8	18.4	12.4	14.9	−1.4	718.1	717.9	721.2	93	77	95	SE 0	NW 0	NW 0	7	10	10●	10.5	● mtgs., 14½-n
30	11.7	18.1	13.5	14.4	−1.8	721.4	720.9	720.1	94	47	90	SE 0	NW 0	NW 0	10	4	3	7.9	
31	12.7	14.8	**10.2**	12.6	−3.5	720.1	719.6	720.3	89	74	95	NW 0	SE 0	NW 0	10●	10●	10●	19.9	● n-n
																		Summe	
Mittel	15.0	20.1	15.3	16.8	—	721.7	721.2	722.0	91	56	88				7.4	6.6	6.6	201.1	

August 1934.
Beobachter: *Observatorium.*

Genf.

$\lambda = 6^{\circ}\,9'$, $\beta = 46^{\circ}\,12'$,
$H_b = 405.0^{m}$, $G = 0.02\ ^{m}/_{m}$.

1	18.5	24.8	21.2	21.5	2.7	727.0	726.6	725.5	84	**48**	63	SE 0	W 1	E 0	1	1	6	.	
2	17.8	19.2	17.2	18.1	−0.9	724.0	724.5	723.7	80	87	94	E 0	SW 1	E 0	10	10	10	27.6	● seit 12¾
3	16.0	19.6	14.5	16.7	−2.5	722.2	**720.0**	720.7	96	70	92	E 0	NE 1	SE 0	10	9	10	**34.8**	K, 14¾, ● bis 18
4	13.2	17.6	12.2	14.3	−4.9	721.4	723.5	728.2	90	68	82	SSW 1	SSW 1	NW 0	9	9	9	4.6	● n-n zeitw.
5	12.8	18.4	16.0	15.7	−2.8	727.9	727.9	726.9	90	65	74	NE 0	NNE 1	E 0	S	1	1	.	
6	13.8	21.6	19.4	18.3	−0.1	725.2	724.3	721.9	84	66	72	E 0	NNE 1	SSW 1	0	1	10	0.2	●° T n (6./7.)
7	17.6	19.4	17.3	18.1	−0.7	720.9	721.8	723.3	82	67	80	SSW 1	SSW 1	E 0	10	9	10	7.1	● n-p
8	15.4	20.8	17.9	18.0	−0.5	724.4	724.6	725.6	92	63	71	E 0	NNE 1	SE 0	9	2	0	.	● n-a
9	15.6	21.8	18.3	18.6	0.1	726.5	726.4	728.0	86	62	77	E 0	NNE 0	E 0	0	9	10	2.3	● n-n
10	17.8	23.6	18.7	20.0	1.3	729.0	728.2	728.3	84	60	64	E 0	NNE 1	S 0	10	1	0	.	
11	17.0	24.2	19.0	20.1	1.5	728.5	726.4	727.7	80	55	69	S 0	SW 1	SSW 1	0	0	9	2.5	● n (11./12.)
12	17.2	21.2	15.7	18.0	−0.8	729.2	728.9	728.7	74	49	72	SSW 1	SW 1	S 0	6	9	0	.	
13	12.6	19.0	13.2	14.9	−3.7	727.7	726.6	725.7	81	50	90	S 0	SW 1	SSE 0	9	9	10	11.8	T 17¾, ● 18
14	12.6	15.2	11.5	13.1	−5.5	725.7	726.4	727.6	87	77	84	ESE 1	SSW 1	SW 0	10	10	10	8.4	●° n (14./15.)
15	**11.3**	18.2	15.2	14.9	−3.1	728.9	729.2	729.6	96	66	81	E 0	NNE 1	E 0	1	4	0	.	●tr. 9
16	11.6	18.6	18.3	16.2	−1.3	**731.3**	730.6	730.3	87	66	77	E 0	NNE 1	NE 0	0	0	0	.	
17	13.5	22.9	18.3	18.2	0.5	731.1	730.6	730.2	89	61	73	E 0	NNE 1	NE 0	0	0	0	.	
18	14.2	23.0	18.9	18.7	0.6	730.7	729.8	729.5	85	54	50	SE 0	NNE 1	NNE 0	0	0	0	.	
19	15.6	27.4	21.4	21.5	3.6	730.6	728.7	729.4	84	50	70	S 0	SW 0	SSE 0	0	8	3	.	
20	16.4	23.2	20.4	20.0	2.4	729.2	727.6	727.7	79	62	70	S 0	NNE 1	NW 0	1	2	8	.	
21	16.7	24.7	22.6	21.3	4.0	728.2	726.7	726.4	82	56	75	E 0	NNE 1	SW 0	6	2	9	.	
22	18.8	**28.8**	21.5	23.0	5.1	727.3	726.0	726.0	86	54	79	E 0	SE 0	NE 0	8	4	2	.	
23	19.3	28.6	18.0	22.0	3.5	726.1	723.8	727.7	81	77	86	NNE 0	SSW 1	SSW 1	0	0	9	8.8	●tr. 18¾, ● n, T 16¾
24	15.8	21.2	18.5	18.5	1.1	728.4	728.1	728.1	84	61	68	SSE 0	NNE 1	NNE 1	0	1	0	.	
25	15.0	21.6	17.0	17.9	0.4	727.3	729.0	726.6	87	66	73	SE 0	NNE 1	NE 0	4	2	9	0.3	●° seit 17¾
26	14.8	19.0	18.9	17.6	0.7	726.8	724.4	723.6	90	72	80	NW 0	NNE 1	NNE 2	10	10	10	0.9	● n-a
27	17.3	19.0	17.6	18.0	0.8	723.1	723.9	725.8	76	73	82	NNE 1	NNE 1	NNE 1	9	3	10	.	
28	16.0	21.8	18.3	18.7	1.6	725.4	723.7	723.1	87	62	78	NE 0	NNE 1	E 0	9	1	1	.	
29	16.2	14.1	12.0	14.1	−3.3	722.6	724.7	726.8	89	87	86	E 0	SSW 1	E 0	10	10	2	7.8	● a, p
30	12.8	20.4	16.0	16.4	−0.5	725.6	725.9	724.0	83	54	69	S 1	SSW 1	SSW 1	2	3	10	1.6	● n-a
31	13.4	17.7	11.4	14.2	−3.3	725.3	723.9	724.1	77	58	85	SSW 1	SW 1	SE 0	6	9	10	0.3	● seit 20
																		Summe	
Mittel	15.4	21.2	17.3	17.9	—	726.7	726.2	726.5	85	63	76				5.1	4.5	5.7	119.0	

$\lambda = 8^\circ 33'$, $\beta = 47^\circ 23'$.
$H_b = 493.2^m$, $G = 0.08\ ^m/_m$.

Zürich.

August 1934.
Beobachter: *Meteorol. Zentralanstalt.*

Tag	Lufttemperatur					Luftdruck			Relative Feuchtigkeit			Windrichtung und Stärke			Bewölkung			Niederschlag	Witterung
	7^{30}	13^{30}	21^{30}	Mittel	Abweich. vom Normalst.	7^{30}	13^{30}	21^{30}	7^{30}	13^{30}	21^{30}	7^{30}	13^{30}	21^{30}	7^{30}	13^{30}	21^{30}		
1	17.1	19.8	15.8	17.6	−0.5	718.4	718.8	718.3	86	62	86	WNW 1	SSW 2	SSE 0	10	7	1	0.3	● 5¹/₄–7¹/₄, 10–10¹/₂, ●tr. 16¹/₄
2	15.8	23.5	17.0	18.8	0.7	716.1	715.1	715.9	81	49	91	ESE 0	WSW 1	WSW 1	9	8	10	15.3	●sch. 10–10⁵/₄, ● 15¹/₄–18¹/₄
3	15.0	18.7	14.8	16.2	−1.9	713.3	713.4	712.8	100	66	100	WNW 2	ESE 1	NW 1	10●	10	10	38.4	●² 5–10⁵/₄, 16¹/₂–21⁵/₄
4	13.8	12.8	12.4	13.0	−5.0	712.0	714.0	717.6	99	97	85	SSE 1	S 1	WSW 2	10●	10●	10●	18.2	● 4–22¹/₄
5	13.2	19.6	14.8	15.9	−2.1	721.2	720.3	719.4	80	45	86	WNW 0	E 0	NE 0	7	10	4	.	
6	11.4	24.7	18.9	18.3	0.3	718.5	716.8	714.6	92	42	59	ESE 0	NE 1	WNW 0	5	1	2	.	
7	15.5	21.2	13.4	16.7	−1.2	712.8	713.6	715.0	81	51	92	NW 0	WNW 3	S 1	5	7	10	0.5	●° 15⁵/₄–16⁵/₄
8	15.6	20.2	15.2	17.0	−0.9	716.2	716.7	717.8	90	56	100	SE 0	N 0	SSE 1	9	7	10	4.0	●° 2¹/₄–7¹/₂, 22⁵/₄–23¹/₄, *)
9	15.6	19.6	15.8	17.0	−0.8	717.9	718.0	719.1	96	81	100	SE 0	SE 2	SE 1	10	8	10●	27.6	●° 2–3⁵/₄, ⚿ ● 13–n zeitw.
10	15.6	21.8	16.8	18.1	0.3	720.8	720.6	720.3	97	52	78	SSE 1	W 1	NNW 1	10	5	10	.	⚿ ● n–3¹/₄, ●° 4–6
11	15.6	23.4	17.2	18.7	1.0	720.1	719.0	719.3	73	50	78	NW 1	SSW 2	WNW 1	9	4	10	2.3	
12	14.4	15.2	14.2	14.6	−3.0	720.7	721.0	720.5	83	63	90	SSE 1	WSW 2	SE 0	10	9	10	0.3	● 2–4, 8⁵/₄–9⁵/₄, ●tr. 14–15
13	14.4	18.4	12.6	15.1	−2.5	718.5	717.0	716.4	60	44	76	SSW 2	WSW 3	WNW 1	10	9	3	0.2	●sch. 14¹/₄, 17¹/₄
14	12.5	14.1	11.9	12.8	−4.7	716.7	717.1	718.2	79	72	87	WNW 0	SSE 1	SSW 2	8	7	10●	21.6	●° 9¹/₂, ⚿▲● 10⁵/₄–12¹/₄,*)
15	11.6	16.4	11.8	13.3	−4.1	720.2	721.4	722.8	96	68	97	WNW 1	SSE 2	E 1	10	9	0	4.0	● 0–1¹/₄, 3¹/₂–7¹/₄, 13⁵/₄–14¹/₂
16	9.1	22.4	14.8	15.4	−2.0	723.0	722.8	722.7	96	41	88	E 0	W 1	ESE 1	0	0	0	.	
17	12.2	25.8	16.2	18.1	0.8	723.1	722.5	722.1	97	39	82	ESE 1	WSW 1	NNW 0	0	1	0	.	
18	13.7	26.0	16.7	18.8	1.6	722.5	721.5	721.8	94	39	87	NNW 0	NW 1	WNW 0	1	1	0	0.0	
19	13.8	25.7	18.2	19.2	2.1	722.1	721.1	721.2	97	45	85	NW 0	W 0	NNW 0	0	5	2	.	
20	16.3	25.3	18.2	19.9	2.8	720.9	719.3	719.7	94	42	81	ESE 1	WNW 2	ESE 0	2	7	9	.	
21	16.3	27.2	19.4	21.0	4.0	720.5	719.0	718.5	88	38	78	NNW 0	NW 2	ESE 1	3	3	9	.	
22	18.4	26.2	19.5	21.4	4.5	718.7	718.2	718.3	81	49	90	NW 0	W 1	NNW 0	10	6	3	.	
23	17.6	28.4	16.0	20.7	3.9	718.4	716.1	719.0	89	42	100	ESE 1	SW 3	SE 2	3	2	10●	21.0	●² 19¹/₄–22¹/₂, ⚿ 19¹/₄–19⁵/₄
24	15.6	22.2	16.2	18.0	1.2	721.0	720.6	720.5	74	48	74	NW 1	NNE 2	ENE 1	10	4	6	.	
25	15.0	19.4	15.8	16.7	0.0	719.1	719.1	719.2	84	57	88	NW 1	SW 0	SE 0	10	9	10	1.3	
26	14.0	18.3	17.2	16.5	−0.1	718.4	717.7	717.0	100	74	62	NNW 1	NNE 3	NNE 0	10●	10	10	2.4	● 5⁵/₄–10¹/₂, ●°sch. 18¹/₂
27	15.6	14.3	14.5	14.8	−1.7	715.7	716.5	717.5	74	100	100	NNW 1	NNW 1	NNW 0	10	10	10	12.3	● 11⁵/₄–12¹/₂, 13¹/₂–24¹/₄
28	15.2	22.1	15.4	17.6	1.2	716.8	716.3	715.3	97	50	100	WNW 0	SSW 0	ESE 0	10	5	0	0.0	●² 24¹/₄–3, ●° 3–5¹/₂
29	14.2	16.4	11.4	14.0	−2.3	714.3	715.0	717.4	96	77	97	ESE 0	NNW 2	SSE 1	8	10	9	7.0	● 14¹/₄–21¹/₄ m.U.
30	10.6	19.3	13.5	14.5	−1.7	718.1	717.8	716.5	99	48	95	WNW 0	SSW 2	ESE 0	10●	4	10	1.6	● 4⁵/₄–10¹/₂, 22¹/₂–23¹/₂
31	11.7	11.6	11.0	11.4	−4.7	717.0	717.0	715.7	91	90	81	WNW 0	E 1	SSW 1	10●	10	10	1.2	●° 7¹/₂–10, 17⁵/₄, ● 13¹/₄–14¹/₄
Mittel	14.4	20.7	15.4	16.8	—	718.5	718.2	718.4	89	57	87				7.4	6.4	6.7	Summe 179.5	

*) 8. ●² 18¹/₂–20⁵/₄ m.U. 14. ● p–n zeitw., ⚿ n

$\lambda = 8^\circ 30'$, $\beta = 47^\circ 3'$,
$H_b = 1787.3^m$, $G = -0.11\ ^m/_m$.

Rigi-Kulm.

August 1934.
Beobachter: *J. Steiner.*

1	8.8	9.8	9.3	9.3	−0.7	616.0	616.8	616.4	100	67	67	SE 1	W 1	SE 1	10≡	8	0	7.0	●sch. zeitw., ≡ n–10¹/₂
2	10.5	14.6	10.2	11.8	1.8	614.4	614.4	614.5	61	49	89	NW 1	NW 1	W 1	10	10	10	16.7	● 16–n zeitw.
3	8.9	12.4	7.3	9.5	−0.5	611.5	611.9	611.0	100	74	100	W 1	SE 1	W 2	10●	10≡	10●	60.4	●sch. n–n zeitw., ⚿ 18
4	6.2	4.8	3.6	4.9	−5.1	609.6	610.6	613.7	100	92	100	WNW 1	W 2	W 3	10●	10●	10≡	34.7	●sch. n–n zeitw., ⚿ 12
5	5.5	11.6	7.8	8.3	−1.6	616.9	617.1	616.9	100	56	78	N 1	SE 1	SE 1	10≡	10	3	.	≡ n–10
6	9.8	15.6	13.6	13.0	3.1	615.8	616.0	614.2	52	54	86	SW 0	SW 1	W 2	2	0	3	.	
7	9.2	8.6	7.9	8.6	−1.3	611.4	612.2	613.1	100	97	72	W 1	W 1	W 1	10≡	10≡	10	1.7	
8	7.1	10.0	8.9	8.7	−1.2	613.5	614.9	615.7	100	90	94	NW 1	NW 1	W 1	10	9	10●	1.8	●° 16, 21–n
9	8.2	9.6	9.6	9.1	−0.7	615.2	615.9	617.0	100	72	100	E 1	W 1	W 2	10≡	10	10≡	25.4	●sch. n–n zeitw.
10	7.0	11.0	10.2	9.4	−0.4	617.7	618.3	618.2	97	71	88	W 2	W 1	W 1	10	10	5	0.2	
11	7.8	10.8	8.6	9.1	−0.6	617.2	617.2	617.1	98	81	89	NW 1	NW 1	W 2	10≡	7	5	4.8	≡ zeitw., ●sch. n
12	6.0	5.4	5.9	5.8	−3.9	617.0	617.0	616.6	81	87	86	NW 1	NW 2	NW 2	10	10	10	3.6	●sch. zeitw.
13	4.6	7.3	5.2	5.7	−3.9	614.9	614.4	613.1	85	78	100	W 2	W 1	W 2	10	10	10●	4.8	
14	2.8	2.8	2.4	2.7	−6.9	612.5	613.3	613.8	100	94	100	W 2	W 1	W 1	10●	10≡	10●	14.9	● ✳ △ a, ≡ p zeitw.
15	3.3	6.9	5.4	5.2	−4.3	615.3	617.1	618.7	100	68	73	SE 2	E 1	E 1	10●	10	0	0.6	
16	6.8	9.6	8.3	8.2	−1.3	618.4	619.8	620.4	55	59	82	E 1	WNW 1	W 1	0	0	1	.	
17	9.8	12.8	10.7	11.1	1.7	620.2	620.9	620.6	55	59	54	W 0	W 1	W 0	0	1	1	.	
18	10.0	13.0	10.5	11.2	1.8	920.2	620.1	620.4	76	74	74	W 1	W 1	W 0	0	1	0	.	
19	11.6	13.7	12.5	12.6	3.3	619.8	619.4	620.0	46	69	66	W 1	W 1	W 1	0	4	3	.	
20	11.0	15.0	13.0	13.0	3.8	619.2	618.7	619.2	74	66	64	NW 1	W 0	W 1	1	7	3	.	
21	12.4	14.2	13.4	13.3	4.1	618.9	618.5	618.3	61	70	69	NW 0	E 1	W 0	1	1	6	.	
22	13.8	16.6	12.8	14.4	5.3	617.8	617.9	618.2	56	66	70	W 1	SW 1	NW 0	10	10	3	.	
23	13.4	16.7	7.9	12.7	3.7	617.7	616.7	616.5	66	64	100	SW 1	SE 1	W 2–3	3	1	10●	37.6	● ⚿ seit 19¹/₂, ≡ seit 19
24	8.1	8.1	8.9	8.4	−0.5	617.5	617.9	618.0	100	85	76	NE 1	NE 1	E 1	10≡	6	4	0.1	
25	10.0	11.1	9.0	10.0	1.1	616.1	616.8	617.1	64	44	60	E 1	W 1	SW 1	5	9	10	4.1	
26	7.7	10.7	9.0	9.1	0.3	615.1	615.0	614.6	86	80	100	E 2	E 1	E 1	10●	10≡	10≡	2.5	
27	8.6	9.8	8.3	8.9	0.2	612.8	613.7	614.9	100	96	97	E 1	W 1	W 1	10≡	10≡	10≡	38.5	● zeitw.
28	8.3	10.5	10.0	9.6	1.0	614.4	614.6	614.4	100	65	69	W 1	NW 0	W 1	10≡	9	0	0.3	
29	10.2	8.4	4.5	7.7	−0.8	613.1	612.8	613.7	67	100	82	WNW 2	W 1	W 1	10	10≡	10	18.4	● 13⁵/₄–n zeitw.
30	4.2	7.9	7.0	6.4	−2.1	613.8	614.7	614.2	100	79	77	W 1	W 1	NW 1	10≡	3	10	20.6	● n–9 zeitw.
31	3.5	3.9	2.7	3.4	−5.0	613.1	612.6	612.3	98	94	93	NW 1	NW 1	W 1	10●	10≡	10●	23.7	● a zeitw., ● ✳ p zeitw.
Mittel	8.2	10.4	8.5	9.0	—	615.7	616.0	616.2	84	74	82				7.5	7.3	6.4	Summe 322.4	

August 1934.
Beobachter: *G. Krättli.*

Bevers.

$\lambda = 9^\circ 53'$, $\beta = 46^\circ 33'$,
$H_b = \text{m. } 1710^m$, $G = -0.12\ ^m/_m$.

Tag	Lufttemperatur					Luftdruck			Relative Feuchtigkeit			Windrichtung und Stärke			Bewölkung			Niederschlag	Witterung
	7^{30}	13^{30}	21^{30}	Mittel	Abweich. vom Normalst.	7^{30}	13^{30}	21^{30}	7^{30}	13^{30}	21^{30}	7^{30}	13^{30}	21^{30}	7^{30}	13^{30}	21^{30}		
1	10.9	15.5	9.3	11.9	0.0	621.8	621.8	622.7	82	58	74	NW 0	WSW 2	N 0	10	6	1	0.0	
2	8.6	14.7	12.6	11.9	0.1	621.5	621.0	621.0	69	72	85	NW 0	W 2	SW 0	8	9	10●	8.0	● 20–n
3	12.7	14.9	10.7	12.8	1.1	617.8	618.3	617.3	83	68	90	SW 1	W 1	NW 1	10●	10●	10●	7.5	● $7^3/_4$–n m.U.
4	10.3	9.9	4.3	8.2	−3.5	615.6	**615.5**	618.6	80	66	89	S 1	W 2	W 1	10●	10	10●	20.4	● $7^1/_2$–n m.U.
5	7.3	13.2	5.9	8.8	−2.8	622.8	622.5	623.5	72	52	86	N 1	SW 2	W 0	9	6	0	.	
6	11.8	19.0	9.1	13.3	1.8	621.6	621.5	621.4	51	49	87	N 0	SW 1	W 1	0	1	0	.	
7	16.1	14.3	9.3	13.2	1.7	617.7	618.6	618.9	53	67	87	SW 0	W 0	W 0	1	9	10	0.5	●° abds.–n
8	10.9	15.7	9.3	12.0	0.6	618.3	619.4	621.8	69	52	87	W 0	SW 2	W 0	7	8	10	1.0	●° 18–n
9	8.8	13.3	10.3	10.8	−0.5	621.1	621.2	622.9	86	59	74	N 1	W 2	W 0	9	9●	9	0.3	●° $13^1/_2$–18 zeitw.
10	11.7	17.5	9.1	12.7	1.4	624.1	624.1	624.4	66	54	84	N 0	W 0	W 1	9	0	0	.	
11	9.7	16.3	9.5	11.8	0.6	623.7	623.0	622.8	77	57	87	SW 0	S 1	SW 1	9	3	0	5.1	●² $5^1/_2$–9 m.U.
12	9.7	14.3	9.1	11.1	0.0	622.6	621.5	622.3	64	55	75	SE 0	SW 2	W 0	10●	3	2	.	
13	10.1	11.7	5.7	9.2	−1.8	621.9	619.6	619.2	62	66	89	SW 0	S 0	W 0	9	9	8	0.5	●° $13^1/_4$–$13^3/_4$, $17^1/_4$–$19^1/_4$
14	8.9	11.5	5.1	8.3	−2.6	618.4	618.1	619.8	58	53	83	SW 0	W 0	W 0	5	9	9	7.5	●° 16–$16^3/_4$, $18^1/_4$–$19^1/_4$
15	7.3	12.1	4.8	8.1	−2.8	620.9	622.3	625.0	69	54	74	N 1	S 1	NW 0	8	9	2	.	● n–7
16	9.5	16.5	5.8	10.6	−0.2	625.6	625.1	626.6	44	37	78	N 0	WSW 2	W 0	0	0	0	.	
17	9.8	17.1	8.1	11.6	0.9	**626.8**	626.0	626.7	46	37	73	NW 0	SSE 1	SW 1	0	0	0	.	
18	11.7	18.7	6.9	12.8	2.2	626.1	624.9	626.5	48	38	81	SE 0	W 1	W 0	0	1	0	.	
19	12.9	19.3	8.7	13.6	3.1	626.4	624.7	626.0	44	38	81	W 0	SSE 1	N 0	0	2	1	.	
20	12.5	**20.8**	12.7	15.3	4.9	625.6	623.5	625.1	49	**36**	81	NW 0	W 1	N 0	1	1	10	.	
21	13.5	19.5	13.2	15.4	5.1	625.7	624.5	624.9	42	57	86	SE 0	SSW 1	SW 1	1	9	10●	14.6	● $21^1/_4$–n
22	12.5	17.9	11.6	14.0	3.8	625.0	623.8	625.1	73	59	89	SE 0	SSE 1	SW 0	9	8	9	1.6	● fr., $15^1/_2$–$21^3/_4$ zeitw.
23	16.0	18.7	10.9	15.2	5.1	624.4	622.9	622.5	53	63	85	NW 0	SSE 1	SW 1	10	4	2	10.9	● $23^1/_2$–n
24	11.3	16.0	8.9	12.1	2.1	622.7	622.3	623.9	78	57	90	S 0	WSW 2	NW 2	8	6	9	0.7	● 20–$20^1/_2$
25	9.2	9.5	8.3	9.0	−0.9	623.0	623.7	622.8	82	80	89	W 0	SE 0	S 0	10●	10	9	17.2	● $7^1/_2$–$12^1/_2$, $14^1/_4$–17
26	9.3	10.7	9.5	9.8	0.0	621.8	621.8	619.6	73	73	86	W 0	S 0	SW 0	10●	10●	10●	6.2	● $7^1/_2$–$20^3/_4$, 21–n
27	9.9	15.9	9.3	11.7	2.0	618.7	618.1	620.0	87	55	91	N 2	W 1	NW 1	9	9	9	8.2	● $15^1/_2$–$17^3/_4$, $19^3/_4$–$20^1/_4$,
28	9.1	14.5	6.7	10.1	0.5	619.7	620.1	621.1	89	61	89	N 1	WSW 1	W 0	9	9	0	0.0	●° $10^1/_4$–11 [$22^1/_4$–n
29	6.7	14.7	9.3	10.2	0.7	620.3	619.3	616.9	81	64	86	SE 0	SW 0	W 0	7	9	0	**37.6**	●° $16^1/_2$–$17^1/_4$, $19^1/_2$–20, $22^1/_2$–n
30	1.9	10.2	7.5	6.5	−2.9	620.8	620.6	620.8	91	66	85	N 1	NE 1	N 1	10▲	2	9	3.3	▲ $7^1/_2$–$8^1/_2$, ●° $15^1/_2$–16
31	6.5	6.9	**0.9**	4.5	−4.8	618.9	619.0	617.3	87	81	92	W 0	S 0	N 2	10●	10●	10●	26.5	●° 0–18, ✳ 18–n, ● $19^1/_2$–n
																		Summe	
Mittel	10.2	14.9	8.5	11.2	—	622.0	621.5	622.2	68	58	84				9.0	6.2	5.5	177.5	

August 1934.
Beobachter: *Kapuzinerkloster.*

Sitten.

$\lambda = 7^\circ 21'$, $\beta = 46^\circ 14'$,
$H_b = 548.6^m$, $G = 0.00\ ^m/_m$.

1	17.2	22.8	17.0	19.0	−0.4	714.5	713.5	713.6	83	46	55	SW 1	SW 2	SW 1	10	6	4	.	
2	15.2	19.4	16.8	17.1	−2.3	712.4	711.8	712.6	73	57	94	SW 1	SW 1	SW 1	10	10	10●	10.0	● $20^1/_2$–n
3	16.2	23.0	14.8	18.0	−1.3	709.5	**707.4**	708.5	92	59	94	SW 1	SW 1	SW 1	10	8	4	**13.0**	● $14^1/_2$
4	14.4	14.0	14.0	14.1	−5.2	707.8	710.1	715.8	90	59	60	NW 1	SW 3	SW 1	8	10●	4	2.7	● II
5	14.0	20.8	16.6	17.1	−2.1	716.3	714.6	714.7	67	44	65	NW 1	NW 2	NW 1	1	5	1	.	
6	13.8	25.6	18.4	19.3	0.2	714.6	710.8	709.6	74	**34**	71	N 1	NE 1	NW 2	0	2	10●	.	● $19^1/_2$–n, T 18
7	17.6	16.0	15.0	16.2	−2.8	708.2	709.3	710.9	75	89	94	NW 1	W 1	N 1	5	10●	10	3.4	● seit $12^1/_2$
8	13.4	21.4	17.0	17.3	−1.7	712.3	710.1	712.6	96	44	62	N 1	SW 2	NW 2	10	7	4	.	
9	16.6	23.4	18.6	19.5	0.6	713.7	712.5	714.0	71	41	57	NW 1	SW 3	SW 1	2	8	10	.	
10	16.4	24.4	19.4	20.1	1.3	716.6	714.7	715.0	85	46	51	N 1	SW 2	SW 1	2	2	5	.	
11	18.2	24.2	20.2	20.9	2.2	715.6	713.7	714.5	71	47	49	NW 1	SW 2	NW 3	8	1	4	0.5	● tr. 6
12	17.0	22.2	16.6	18.6	0.0	715.6	713.8	715.4	69	44	49	NW 1	SW 3	SW 1	7	5	0	.	● n. 10
13	13.0	19.8	14.6	15.8	−2.8	714.8	712.5	712.9	71	46	79	N 1	SW 2	SW 1	10	4	10	1.0	●² $18^3/_4$
14	14.4	17.8	14.6	15.6	−2.9	712.3	712.3	714.1	68	50	41	W 1	NW 3	NW 1	10●	4	8●	1.4	● I, III
15	13.4	20.4	13.8	15.9	−2.5	715.8	715.5	716.8	69	42	64	NW 1	SW 2	SW 1	10	4	1	.	
16	11.6	22.0	17.4	17.0	−1.3	719.0	717.3	717.6	68	42	52	N 1	SW 2	SW 1	0	1	0	.	
17	14.0	24.4	18.0	18.8	0.6	**719.2**	717.1	717.4	71	41	53	NW 1	NW 1	SW 2	0	0	0	.	
18	14.4	24.4	18.8	19.2	1.1	718.5	715.9	716.9	74	43	46	NE 1	SW 2	SW 1	0	1	0	.	
19	15.8	25.8	19.2	20.3	2.3	718.6	715.6	717.0	65	39	48	SW 1	W 1	SW 2	0	3	1	.	
20	15.6	25.6	20.4	20.5	2.6	717.7	714.2	715.4	68	37	52	W 1	SW 1	SW 2	0	1	1	.	
21	17.2	26.8	22.0	22.0	4.2	716.7	713.7	714.7	69	43	51	SW 1	NW 2	SW 1	2	4	8	.	
22	18.8	25.4	20.4	21.5	3.8	715.1	714.0	714.2	64	45	60	N 0	N 1	NE 2	9	5	4	.	
23	17.8	**28.6**	17.2	21.2	3.6	714.9	711.2	715.6	75	63	86	N 1	N 2	SW 1	3	1	10●	7.5	● abds., ☈ 20
24	17.2	22.4	18.4	19.3	1.8	715.7	714.2	715.0	73	45	57	SW 1	SW 2	SW 1	5	3	4	.	
25	15.2	22.6	18.6	18.8	1.4	714.7	712.9	714.5	74	48	45	SW 1	NW 2	NW 1	5	5	8	4.1	
26	15.4	19.0	15.8	16.7	−0.6	713.3	712.3	711.5	81	63	82	NW 1	W 1	W 1	10●	10●	8	0.3	● I. II
27	16.2	22.0	17.6	18.6	1.4	710.5	710.5	712.4	80	50	67	NW 1	NW 1	SW 2	7	8	10	.	
28	16.0	23.6	17.8	19.1	2.0	712.7	710.7	711.0	87	50	62	SW 1	SW 2	SW 2	8	4	1	.	
29	14.4	16.4	14.6	15.1	−1.9	711.0	710.4	712.8	83	82	77	SW 1	SW 1	SW 1	9	10●	7	0.4	● II
30	11.0	21.6	15.4	16.0	−0.9	713.9	712.7	712.1	83	51	56	SW 1	SW 2	SW 1	4	2	10	.	
31	14.0	17.2	**10.8**	14.0	−2.7	712.2	719.7	711.1	74	49	82	SW 1	SW 2	SW 1	8	10	10	1.3	● p
																		Summe	
Mittel	15.3	22.0	17.1	18.1	—	714.3	712.7	713.9	76	50	63				5.6	5.0	5.4	45.6	

$\lambda = 8^{\circ}\,57'$, $\beta = 46^{\circ}\,0'$.
$Hb = 276.2^{m}$, $G = 0.03\ ^{m}/_{m}$.

Lugano.

August 1934.
Beobachter: *G. Vicari.*

Tag	Lufttemperatur					Luftdruck			Relative Feuchtigkeit			Windrichtung und Stärke			Bewölkung			Niederschlag	Witterung
	7^{30}	13^{30}	21^{30}	Mittel	Abweich. vom Normalst.	7^{30}	13^{30}	21^{30}	7^{30}	13^{30}	21^{30}	7^{30}	13^{30}	21^{30}	7^{30}	13^{30}	21^{30}		
1	17.0	**28.8**	21.0	22.3	1.0	734.9	733.5	734.2	84	53	68	N 1	S 1	N 1	0	0	0	.	
2	20.0	21.0	19.6	20.2	−1.1	734.8	734.9	734.7	78	76	88	NNE 0	W 1	N 1	10	10	10	12.5	●°sch. p–n zeitw.
3	18.8	19.2	21.0	19.7	−1.5	731.2	731.8	730.7	92	92	68	E 1	NNW 1	S 1	10●	10●	10	**65.7**	● n–n m.U., ⊼ $18^{1}/_{4}$
4	20.6	15.0	11.6	15.7	−5.5	**727.8**	728.6	732.6	76	70	92	SSW 1	N 3	N 1	10	10	2	39.5	● $8^{1}/_{2}$–18 m.U., ⊼ ▲ 14
5	13.2	24.0	15.8	17.7	−3.4	735.5	735.7	736.9	69	**41**	69	NNW 1	NNW 1	N 1	0	6	0	.	
6	13.2	26.2	16.2	18.5	−2.6	737.2	736.1	734.8	81	52	78	N 1	ESE 1	N 1	0	0	0	.	
7	17.4	23.2	14.4	18.3	−2.7	733.3	732.5	732.2	81	60	90	N 1	SSE 0	N 1	8	9	7	27.4	● $14^{1}/_{2}$–15, 18–$18^{1}/_{2}$
8	13.2	26.0	16.2	18.5	−2.5	732.8	733.0	734.7	88	54	78	N 1	S 1	N 1	3	3	0	.	
9	16.4	21.4	19.0	18.9	−2.0	735.0	734.5	735.1	81	71	82	NNE 1	S 2	N 1	3	7	5	0.9	● ⊼ 14
10	14.6	26.8	20.0	20.5	−0.4	737.2	737.5	737.7	82	57	81	N 1	S 1	N 0	2	3	2	9.8	● n (10./11.)
11	17.4	23.4	18.6	19.8	−1.0	738.0	737.5	736.5	94	72	76	NNE 1	S 1	N 1	10●	9	3	1.4	
12	17.0	26.6	18.2	20.6	−0.2	735.8	734.8	734.6	92	52	74	N 1	S 1	N 1	3	4	1	.	●° 4–$5^{1}/_{2}$
13	16.0	20.4	16.2	17.5	−3.2	735.9	734.9	733.0	72	61	84	N 1	SSE 1	N 1	7	9	0	1.9	●° 8–$9^{1}/_{2}$
14	**11.2**	21.4	14.8	15.8	−4.8	732.1	732.0	733.6	78	74	78	N 1	S 1	N 1	3	6	0	2.8	● 17–$17^{1}/_{2}$
15	12.2	25.8	18.0	18.7	−1.9	735.0	735.4	738.1	78	58	58	NW 1	NNE 2	N 2	3	3	0	.	
16	12.0	25.6	16.6	18.1	−2.4	740.8	740.2	740.6	73	58	74	N 1	NNE 1	N 1	0	0	0	.	
17	15.0	26.2	17.2	19.5	−0.9	**741.7**	741.1	740.7	79	64	66	N 1	S 1	N 1	0	0	0	.	
18	15.8	27.0	19.4	20.7	0.3	740.8	739.2	739.2	78	62	76	N 1	S 1	NNW 1	1	2	0	.	
19	16.4	28.0	20.4	21.6	1.3	739.9	738.9	738.7	78	64	75	N 1	SSE 1	N 1	0	3	0	.	
20	17.2	28.2	21.6	22.3	2.1	738.7	737.0	737.7	84	63	81	N 1	S 1	N 1	2	4	6	.	
21	19.8	28.4	21.4	23.2	3.1	739.4	738.2	738.3	87	72	83	S 0	SE 1	N 1	6	0	10	23.8	● $22^{1}/_{2}$–$3^{1}/_{2}$, ⊼ $22^{1}/_{2}$
22	18.4	22.8	17.6	19.6	−0.4	739.5	739.0	738.8	92	68	87	N 1	S 1	S 1	10	10	5	.	
23	18.4	27.0	20.4	21.9	1.9	738.3	737.6	736.0	88	64	88	NNE 1	S 1	N 1	3	4	9	10.4	● ⊼ $21^{1}/_{2}$–23
24	17.4	27.6	18.8	21.3	1.4	736.4	735.5	736.6	90	58	88	N 1	S 1	N 1	5	3	3	34.2	
25	16.2	16.0	17.6	16.6	−3.2	737.6	738.2	736.5	94	90	94	NNE 1	NE 1	E 1	10	10	7	63.6	⊼● $0^{1}/_{2}$–$13^{1}/_{2}$ zlw., ●sch. abds.
26	15.2	15.6	14.8	15.2	−4.5	736.0	736.4	733.5	94	88	94	NNE 1	NNW 1	W 1	10	10●	10	42.7	⊼ n, ● $0^{1}/_{2}$–$23^{1}/_{2}$ m.U.
27	14.6	23.0	17.2	18.3	−1.3	732.2	733.2	733.6	92	54	74	N 1	S 1	N 1	4	9	9	.	
28	16.4	26.2	20.2	20.9	1.4	732.3	732.1	733.5	82	54	79	N 1	S 1	SW 1	5	1	2	.	
29	18.2	20.6	17.8	18.9	−0.5	734.3	733.9	731.7	84	71	92	N 1	S 1	NW 2	10	10	10	50.0	● $17^{1}/_{2}$–n, ⊼ n
30	14.2	24.2	17.6	18.7	−0.6	734.5	734.8	734.7	91	47	72	N 1	SSE 1	N 1	0	3	10	11.2	● n–$4^{1}/_{2}$, 22–n, ⊼ abds.
31	14.0	16.4	12.2	14.2	−5.0	734.2	733.7	732.4	88	68	93	N 1	NE 1	N 1	10	10●	10●	14.6	● n–n m.U., ⊼ p
																		Summe	
Mittel	16.1	23.1	17.8	19.0	—	735.9	735.5	735.6	84	64	80				4.8	5.4	4.2	411.9	

$\lambda = 7^{\circ}\,35'$, $\beta = 47^{\circ}\,33'$.
$Hb = 318^{m}$, $G = 0.13\ ^{m}/_{m}$.

Basel.

August 1934.
Beobachter: *Astronom.-Meteorol. Anstalt.*

1	19.2	24.8	16.0	20.0	—	734.0	734.1	733.4	79	50	87	WSW 2	WNW 2	SW 1	0	4	1	.	
2	15.5	22.9	17.6	18.7	—	730.8	730.1	730.6	83	64	92	E 1	WNW 1	ENE 1	10	10●	8	11.4	● $12^{3}/_{4}$–$16^{3}/_{4}$
3	15.6	22.0	14.8	17.5	—	729.6	728.5	727.8	94	66	97	W 0	ESE 1	E 1	10●	10	6	15.4	● 3–$9^{1}/_{2}$, $17^{1}/_{4}$–21
4	13.0	15.4	13.5	14.0	—	**727.3**	729.0	733.5	97	96	85	S 1	SW 1	WSW 1	10●	10	10	2.2	● $6^{1}/_{4}$–$8^{1}/_{4}$, 13–$22^{1}/_{2}$ m.U.
5	14.0	21.8	15.0	16.9	—	736.7	736.1	734.9	88	55	87	E 1	ESE 1	E 1	10	10	1	.	
6	14.4	26.0	18.8	19.7	—	733.5	731.8	729.6	81	50	79	NNE 1	ENE 1	SE 1	1	1	7	.	△ fr.
7	19.2	16.7	15.2	17.0	—	728.2	729.8	730.2	70	89	93	S 0	W 1	SE 1	6	10	9	2.6	● $12^{1}/_{4}$–$18^{1}/_{2}$ m.U.
8	14.4	23.0	16.2	17.9	—	731.7	732.1	733.1	96	58	88	S 1	NNW 1	SW 1	6	7	8	0.3	
9	17.2	24.8	17.8	19.9	—	733.1	733.0	734.7	90	56	91	S 1	WSW 1	W 1	9	6	10●	12.5	● 2, $2^{3}/_{4}$, ⊼ ● $19^{3}/_{4}$–n
10	16.7	21.2	15.4	17.8	—	738.3	736.2	735.7	90	64	93	SW 1	W 1	SSW 1	10	8	2	.	● n–$1^{1}/_{4}$, $7^{1}/_{2}$
11	17.1	22.4	16.8	18.8	—	736.0	734.8	734.9	77	55	84	SSW 1	WNW 1	SW 1	1	5	8	.	● $22^{1}/_{2}$, ◁ $21^{1}/_{2}$, △ fr.
12	14.3	18.9	12.6	15.3	—	736.2	736.1	735.8	91	56	91	S 1	W 2	SSW 1	10●	9	1	.	●° $7^{1}/_{4}$–$7^{3}/_{4}$
13	14.9	18.1	11.7	14.9	—	733.9	732.7	732.5	76	61	96	S 1	W 2	S 1	10.	10	9	3.9	● 18–$18^{3}/_{4}$
14	12.0	13.5	12.0	12.5	—	732.5	732.8	733.5	96	87	94	SW 0	NW 1	S 1	10	10	10	6.8	● 10-n m.U., T $12^{3}/_{4}$
15	13.2	20.2	12.2	15.2	—	736.2	736.9	738.1	93	55	97	WNW 1	WNW 1	E 1	9	6	1	.	
16	**10.1**	22.9	15.2	16.1	—	**738.6**	738.0	737.9	98	51	83	SE 1	ESE 1	E 1	10≡	0	0	.	≡ 1–$8^{1}/_{2}$ m.U.
17	13.3	28.1	16.0	19.1	—	738.2	737.8	737.6	83	48	85	E 1	SW 1	SSW 1	0	1	1	.	△ fr.
18	14.7	26.0	16.7	19.1	—	738.1	737.1	737.5	84	48	95	E 1	NW 1	SSW 1	0	1	0	.	△ fr.
19	14.9	26.6	16.8	19.4	—	737.5	736.5	736.3	86	47	85	ESE 1	WNW 1	S 1	0	8	—	.	△ fr.
20	16.6	27.0	19.1	20.9	—	736.1	734.7	735.0	85	52	83	E 1	WNW 1	ENE 1	1	10	8	.	△ fr.
21	16.7	27.6	18.9	21.1	—	736.1	734.7	734.1	81	**43**	80	ESE 1	W 1	SW 1	1	2	10	.	△ fr.
22	17.0	28.3	19.0	21.4	—	734.0	733.3	733.2	89	51	91	ENE 1	NW 1	ESE 1	8	4	0	2.2	T● 14–$15^{1}/_{4}$, △ fr. [T p zlw.
23	19.0	**29.0**	16.1	21.4	—	733.5	730.9	733.7	85	53	95	E 1	NNW 1	SE 1	3	6	10	**31.7**	● 14–$21^{1}/_{4}$ m.U., ▲ 18, ⊼ n, abds.stw.,
24	16.4	24.0	16.2	18.9	—	736.5	736.3	736.5	85	51	94	S 1	SW 1	SW 1	7	6	10●	1.2	● 1–$1^{1}/_{2}$, $20^{3}/_{4}$–$21^{1}/_{2}$, ●° p zeitw.
25	13.1	23.7	16.4	17.7	—	735.1	734.6	735.0	98	57	94	SW 1	W 1	SSW 1	10≡	8	10	0.1	≡ 4–10, T◁ 17–$17^{1}/_{2}$, 22
26	13.5	14.6	13.8	14.6	—	734.5	733.2	733.3	99	93	96	WNW 1	WSW 1	S 1	10≡	10	10	0.3	● $10^{1}/_{4}$–$11^{1}/_{4}$, ●° $13^{1}/_{4}$, ≡ a
27	12.6	15.5	16.1	14.4	—	732.5	732.7	733.2	89	86	94	WNW 1	S 1	W 1	10	10	10	0.1	●° $16^{1}/_{4}$–18
28	16.0	22.2	16.1	18.1	—	732.6	731.7	730.6	91	71	91	SW 1	N 1	SE 1	10	8	0	.	
29	14.5	16.3	10.2	13.7	—	728.9	730.8	732.2	93	84	97	E 1	W 1	ESE 1	10	10●	1	6.4	● $9^{3}/_{4}$–$18^{1}/_{4}$ m.U., △° fr.
30	10.7	20.6	13.1	14.8	—	733.5	733.1	731.9	97	59	91	ESE 1	S 1	ESE 1	10	7	9	4.1	● $3^{1}/_{4}$–$6^{3}/_{4}$, $12^{1}/_{4}$–13 m.U., ◁ 22
31	12.4	16.6	12.2	13.7	—	732.6	732.0	731.1	91	56	91	W 1	WNW 1	S 1	9	9	10	0.4	● $0^{1}/_{2}$–$5^{3}/_{4}$ zeitw., 23–$23^{1}/_{4}$
																		Summe	
Mittel	14.9	22.0	15.4	17.4	—	734.0	733.6	733.8	88	62	90				7.1	7.0	5.8	101.6	

August 1934.
Beobachter: *Observatorium.*

Säntis.

$\lambda = 9^\circ 20'$, $\beta = 47^\circ 15'$.
$H_b = 2500.1^m$, $G = -0.16\,‰$.

Tag	Lufttemperatur					Luftdruck			Relative Feuchtigkeit			Windrichtung und Stärke			Bewölkung			Niederschlag	Witterung
	7^{30}	13^{30}	21^{30}	Mittel	Abweich. vom Normalst.	7^{30}	13^{30}	21^{30}	7^{30}	13^{30}	21^{30}	7^{30}	13^{30}	21^{30}	7^{30}	13^{30}	21^{30}		
1	4.6	4.4	3.0	4.0	−1.5	564.7	565.4	565.5	100	100	96	W 3	WSW 2	WSW 1	10≡	10≡	3	14.0	● 8–11¾, ≡ n–15
2	5.4	9.8	6.0	7.1	1.7	563.6	564.1	563.9	39	53	100	SW 3	SW 2	WSW 2	10	10	10	3.1	●° 16¼–19 m.U., ≡ 17½–20½
3	6.2	6.6	4.4	5.7	0.3	560.7	561.2	560.3	98	100	100	SSE 2	ESE 1	SW 2	10≡●	10≡	10≡	52.2	● 6¾–11, 16–20, ●° p-n, ≡ 7–12
4	0.0	−0.8	−0.3	−0.4	−5.8	**568.3**	559.0	560.6	100	100	100	WSW 2	SW 2	WSW 2	10≡*	10≡*	10≡	**60.2**	✳ n–n, ≡ n–19 ⊠
5	−0.4	1.0	1.8	0.8	−4.6	564.7	565.4	565.5	100	100	88	W 1	SW 0	SW 2	10≡	10≡	2	.	≡ n–17 m.U. ⊠
6	4.6	8.6	8.2	7.1	1.7	564.8	565.7	564.8	41	63	52	WSW 3	SSW 1	N 0	6	2	2	.	⊠
7	8.5	7.1	3.0	6.2	0.8	561.5	561.1	561.7	32	92	100	W 2	SW 1	W 1	6	10≡●	10≡	9.3	● 13¼–14½, ≡ 13–n, ⊠ 13¼–14 ⊠
8	2.8	6.4	3.4	4.2	−1.1	562.0	563.6	564.4	100	72	100	WSW 1	W 1	NW 1	10≡●	10≡	10≡	13.3	●° n–11, ●sch. 16, 18½, ≡ n–n m.U.
9	3.4	4.4	2.8	3.5	−1.8	563.8	564.5	565.4	100	100	100	W 1	W 1	WSW 2	10≡	10≡	10≡●	28.0	● 8–12, ●sch. 15, 21¼, ≡ n–n
10	3.4	6.4	5.2	5.0	−0.3	566.1	567.3	567.0	100	78	100	WSW 2	SSW 1	WSW 2	10≡	10≡	5	.	≡ n–n m.U.
11	5.6	10.2	4.0	6.6	1.4	566.1	566.2	565.6	100	70	100	SW 1	WSW 1	WSW 3	10≡	10≡	10≡	7.4	≡ n–n m.U.
12	−0.3	1.4	0.6	0.6	−4.6	564.6	565.0	564.8	100	100	100	WSW 3	W 2	SW 2	10≡	10≡*	10≡	5.3	●° n, 16–17½, ●✳ 13–16 m.U., *)
13	−0.4	5.4	0.4	1.8	−3.3	563.0	562.5	561.1	100	75	100	WSW 2	SW 2	WSW 3	10≡	10≡	10≡	27.3	●° n–8½, ✳ 13, ● 19½–n, *)
14	−1.6	−0.2	−1.6	−1.1	−6.2	560.3	560.9	561.7	100	100	100	WSW 2	WSW 2	SW 1	10≡*	10≡	10≡	16.6	✳ n–9½, 12½, 17½–17¾
15	−1.4	−0.7	−0.8	−1.0	−6.0	562.8	565.0	566.7	100	100	100	WSW 1	NNE 2	NNE 1	10≡	10≡	1	5.5	✳ 8¼–11¾ m.U., 17½–18½, *)
16	0.8	4.0	3.2	2.7	−2.3	566.9	568.6	568.8	**24**	77	41	WSW 1	SSW 2	WSW 3	0	1	4	.	≡ abds.
17	4.0	9.2	5.2	6.1	1.2	569.0	**569.8**	**569.8**	43	56	94	SW 2	S 2	W 1	0	1	1	.	≡ 15–16 m.U.
18	5.1	9.7	5.5	6.8	1.9	569.0	568.9	569.0	51	61	44	NW 0	SSW 1	WNW 1	2	4	1	.	≡ 11–12½, 15–16 m.U., △ fr.
19	6.2	9.2	6.4	7.3	2.5	568.8	569.2	568.9	31	33	95	SW 2	WSW 3	SW 3	1	7	4	.	
20	5.8	10.7	8.0	8.2	3.5	568.1	568.3	568.5	46	28	82	NW 3	WSW 3	W 3	2	6	9	.	
21	7.1	**13.4**	8.8	9.8	5.1	568.3	568.2	568.0	45	63	89	WNW 2	WSW 1	WNW 1	3	10≡	8	0.2	≡ 9½–11, 12¼–17 m.U.
22	9.6	12.0	8.4	10.0	5.4	567.5	567.7	567.9	59	75	84	WNW 0	SSW 1	N 0	7	10≡	3	0.0	●° 15, ≡ 12–14¼
23	9.2	13.0	5.4	9.2	4.7	567.4	566.6	565.4	38	65	100	WNW 1	SW 1	WNW 4	4	3	10≡●	31.0	● 20¾–n, ▲sch. 20½
24	2.7	4.9	4.0	3.9	−0.6	565.8	566.6	566.8	100	100	71	WNW 3	WNW 0	NE 1	10≡	10≡	9	1.2	● n–5, ●° 5–16¼
25	4.8	7.8	4.0	5.5	1.1	565.1	565.7	565.9	74	77	42	S 1	NW 1	N 1	8	10≡	7	3.6	● 14–16¾, ≡ 11½–16¾ m.U.
26	3.2	5.5	5.1	4.6	0.3	564.1	564.3	563.6	100	81	100	W 1	SE 2	E 1	10≡	9	10≡	1.1	● n–9½, 13¾–n m.U., ≡ n–8
27	5.8	6.4	4.3	5.5	1.3	562.1	562.6	563.3	75	89	100	E 3	NE 1	NNW 2	7	10≡	10≡●	43.5	●° 15½–18¼ m.U., ●18¼–n, *)
28	4.1	4.9	4.5	4.5	0.3	562.9	563.7	563.6	100	100	88	NW 2	NE 1	W 1	10≡	10≡	0	9.8	● n–12¾ m.U., ≡ n–14
29	7.1	4.6	−1.5	3.4	−0.7	562.5	562.3	561.2	62	100	100	WSW 1	NW 2	WNW 3	7	10≡●	10≡*	19.9	● 12½–14, ✳ 15¾–n, *)
30	−1.2	2.1	1.4	0.8	−3.2	561.7	563.2	562.6	100	76	100	WNW 2	NW 2	SE 1	8	10≡	10≡	18.1	✳ 8½–9¾, ≡ 7¾–14¾, 19–n ⊠
31	−1.0	0.0	**−2.2**	−1.1	−5.0	561.1	560.9	559.7	100	100	100	WNW 0	NW 1	NE 2	10≡*	10≡	10≡*	17.1	✳ 0½–11¾, 17–n, *) ⊠
Mittel	3.7	6.0	3.6	4.4	—	564.4	565.0	564.9	76	80	89				7.5	8.5	7.1	Summe 387.7	

*) **13.** ≡ n–n **14.** ≡ n–n **15.** ≡ n–n **27.** ≡ 10½–n **29.** ≡ 8½–n m.U. **31.** ●°△° 11¾–17; ≡ n–n

August 1934.
Beobachter: Frl. *F. Lombardi.*

St. Gotthard (Hospiz).

$\lambda = 8^\circ 34'$, $\beta = 46^\circ 33'$,
$H_b = 2102.9^m$, $G = -0.14\,‰$.

Tag																			
1	7.0	7.7	6.2	7.0	−1.3	592.7	593.7	592.7	85	82	91	N 1	N 2	N 1	8	7	0	.	
2	8.0	12.0	9.0	9.7	1.4	591.9	592.5	590.8	75	75	98	N 0	SE 1	SE 0	5	8	10≡	19.7	● 14½–16¼, 22–n, ≡ 16–n
3	9.0	10.0	7.0	8.7	0.4	588.6	588.8	588.7	98	88	92	S 0	S 0	S 0	10●≡	10●≡	10●≡	**87.0**	● ≡ n–n
4	4.4	2.2	1.0	2.5	−5.8	587.3	**587.0**	589.9	98	99	98	N 1	NW 2	N 3	10●≡	10●≡	10≡	23.5	● ≡ n–n
5	2.0	6.4	5.0	4.5	−3.7	592.1	594.0	594.0	95	60	76	N 3	N 2	N 1	7	8	5	.	
6	5.2	14.0	11.0	10.1	1.9	594.0	593.6	592.9	64	58	92	N 0	N 0	N 0	0	0	0	.	
7	10.6	10.4	5.0	8.7	0.5	591.1	589.8	589.6	85	65	98	SE 1	SE 1	SE 1	8	10●	10≡	.	● 12¾–13¾, ≡ 15–n
8	4.2	8.6	6.0	6.3	−1.9	589.8	591.1	591.9	95	73	95	SE 1	N 1	N 1	10≡	6	10≡	.	≡ n–9, 18–n
9	5.6	8.4	6.2	6.7	−1.4	592.1	592.1	593.7	90	75	93	N 1	N 1	N 2	7	5	10≡	0.2	≡ 18–n
10	7.0	11.0	9.6	9.2	1.1	593.9	594.6	596.0	80	65	89	N 1	N 0	S 0	5	6	10≡	.	≡ 16–n
11	8.0	12.0	7.0	9.0	1.0	594.9	594.5	593.9	85	75	98	SE 0	SE 0	N 1	10	10	0	1.0	● 9¼–10¼
12	4.4	6.2	4.0	4.9	−3.1	593.7	593.7	593.0	89	88	98	N 2	N 2	N 2	6	6	10≡	.	≡ 16–n
13	3.0	10.0	3.2	5.4	−2.5	592.2	590.8	590.7	70	63	76	N 1	N 0	N 1	8	10	0	3.5	● 10¼–13
14	1.0	4.0	1.0	2.0	−5.9	589.1	589.0	590.1	88	78	98	N 2	N 2	N 3	6	7	10≡	3.0	● 16–18½
15	0.5	2.3	1.2	1.3	−6.5	590.3	593.1	595.2	98	95	97	N 2	N 1	N 3	10≡	10≡	0	.	≡ n–17
16	3.0	11.0	6.0	6.7	−1.1	595.4	596.5	597.2	54	38	75	N 0	N 1	N 1	0	0	0	.	
17	6.0	14.0	8.2	9.4	1.7	597.0	597.5	**597.8**	55	50	80	N 1	N 0	N 0	0	0	0	.	
18	7.1	11.0	8.0	8.7	1.1	596.9	596.7	597.7	61	50	79	N 0	N 1	N 1	0	0	0	.	
19	9.0	11.6	9.4	10.0	2.5	597.1	596.9	597.4	53	42	83	N 1	N 0	N 1	0	3	0	.	
20	8.6	**17.2**	10.3	12.0	4.5	596.4	596.9	596.5	60	**36**	75	N 0	N 0	N 1	0	0	0	.	
21	8.6	14.1	10.0	10.9	3.5	596.6	596.2	597.0	70	67	90	N 1	N 0	N 0	0	6	10	4.0	● ⊠ 14¾–15½
22	9.0	14.1	10.3	11.1	3.8	595.5	595.2	595.4	81	60	98	SE 0	SE 0	SE 1	7	4	10≡	.	≡ 18–n
23	9.0	14.0	9.2	10.7	3.4	595.3	595.4	594.4	80	80	98	N 0	SE 0	SE 1	0	5	10●≡	13.0	● ⊠ 20½–n, ≡ abds.–n
24	6.0	9.0	6.1	7.0	−0.2	594.5	594.7	594.6	95	80	98	N 2	N 3	NE 2	10≡	3	10≡	0.1	≡ n–9, 19¼–n
25	7.0	7.4	5.2	6.5	−0.6	593.9	593.7	593.8	85	95	90	N 0	SE 1	SE 1	10	10●≡	6	25.5	● 10¼–18¾
26	3.0	5.0	5.4	4.5	−2.5	593.0	592.8	592.0	87	90	98	N 0	N 0	N 1	10●	10●	10≡	16.4	● n–16½, ≡ 15–n
27	6.0	7.2	6.0	6.4	−0.5	590.5	589.9	590.7	95	98	98	N 2	N 2	N 3	8≡	7≡	10≡	0.7	≡ n–n
28	5.8	8.2	7.0	7.0	0.1	590.9	590.9	592.0	98	75	80	N 2	N 2	N 0	10≡	8	4	.	≡ n–10
29	7.0	8.8	4.0	6.6	−0.2	590.8	590.6	590.0	95	80	98	SE 1	S 1	N 3	10≡	10●≡	10●≡	58.4	● 8½–n, ▲ 20–20¼, ≡ n–n
30	1.0	8.2	5.3	4.8	−1.9	590.3	590.9	590.9	78	45	75	N 2	N 0	NW 1	1	3	10	5.7	● ⊠ n (30./31.)
31	2.2	4.1	**−1.0**	1.8	−4.8	590.6	590.3	588.4	97	80	98	NW 2	N 1	NW 2	10≡	10●≡	10●≡	39.7	● 9½–n, ✳ 14½–n, ≡ n–n
Mittel	5.8	9.4	6.2	7.1	—	592.8	593.0	593.2	82	71	90				6.0	6.2	6.3	Summe 301.4	

$\lambda = 7^\circ 26'$, $\beta = 46^\circ 57'$,
$H_b = 572.2^m$, $G = 0.05$ ‰.

Bern.

September 1934.
Beobachter: *Tellur. Observatorium.*

Tag	Lufttemperatur 7h30	13h30	21h30	Mittel	Abweich. vom Normalst.	Luftdruck 7h30	13h30	21h30	Relative Feuchtigkeit 7h30	13h30	21h30	Windrichtung und Stärke 7h30	13h30	21h30	Bewölkung 7h30	13h30	21h30	Niederschlag	Witterung
1	8.8	13.5	8.8	10.4	−4.9	707.1	708.8	706.4	94	59	86	E 1	NE 1	SE 1	0	10	10	1.6	● 0–3, 18¼–19, 22¾–24¼
2	9.6	13.7	10.0	11.1	−4.1	708.2	709.6	712.8	81	61	84	SE 1	W 1	N 0	9	9	0	.	
3	6.8	17.6	12.6	12.3	−2.7	714.8	715.0	716.0	89	53	81	SE 0	NE 1	SE 1	0	0	0	.	△ fr.
4	12.0	21.4	15.3	16.2	1.3	716.6	716.0	716.7	86	56	83	E 0	NE 1	NE 0	8	0	0	.	
5	12.0	22.3	16.0	16.8	2.0	717.4	716.4	717.1	89	58	88	S 1	NE 1	W 0	0	8	3	5.3	● 17¾–18¼, 20–23¾ m.U.
6	14.4	20.8	17.2	17.5	2.8	716.7	716.5	716.1	100	73	84	W 0	NE 1	NE 0	10≡	7	0	.	☇ ●2 0–0¼, ● 1¾–2¼,
7	14.0	25.0	18.4	19.1	4.6	716.7	716.1	714.9	89	52	86	SE 1	NW 0	SE 0	1	0	0	.	△ fr. [≡ n–9
8	14.0	26.2	18.3	19.2	4.8	714.3	712.7	711.8	89	55	84	S 0	NE 0	NE 0	0	0	0	.	△ fr.
9	15.2	23.0	14.8	17.7	3.4	711.6	711.2	714.0	89	63	91	S 0	W 1	W 0	8	10	10●	32.2	● 16½–n. ☇ 18¾–17¼, △ fr.
10	13.1	16.8	13.0	14.3	0.2	714.8	715.1	716.0	92	63	88	SE 0	W 0	NE 0	10	10	10	5.9	● n–6 m.U., 14, 19¾–20¼
11	11.4	14.0	14.4	13.3	−0.7	714.7	715.0	715.0	92	86	86	SE 1	N 1	NE 0	10	9	10	.	
12	14.0	19.4	14.4	15.9	2.1	715.2	715.1	715.9	90	72	86	SE 0	NE 1	NE 1	9	4	0	.	
13	11.3	18.7	14.6	14.9	1.2	715.9	715.7	715.5	91	76	86	NE 0	NE 1	NE 1	3≡	4	0	.	≡ n–8¼, △ fr.
14	12.5	21.1	16.0	16.5	3.0	715.7	714.7	714.6	91	66	82	S 0	NE 1	SE 1	8	1	0	.	△ fr.
15	12.4	21.0	16.2	16.5	3.1	714.4	713.6	713.7	89	62	82	S 0	W 0	SE 0	1	8	0	.	△ fr.
16	14.0	20.4	14.3	16.2	3.0	715.6	715.6	716.9	91	68	90	SE 0	N 1	N 0	7	8	9	7.0	● 14¼, 16½–19 m.U., △ fr.
17	13.0	20.4	16.0	16.5	3.4	717.1	717.2	717.5	91	70	86	NE 0	NE 1	NE 1	10≡	0	0	.	≡ 6¾–8, △ fr.
18	11.6	21.3	17.0	16.6	3.7	717.0	715.1	713.7	90	67	86	E 0	NE 1	W 0	0	0	3	.	△ fr.
19	14.7	16.2	13.0	14.6	1.8	712.5	713.3	713.9	88	77	91	SW 0	W 1	SW 1	7	10	10	5.0	● 9¾, 15¼–21¼ m.U.
20	8.5	18.1	13.6	13.4	0.8	712.5	711.2	712.0	92	53	87	SW 1	SW 1	SW 1	3	7	6	0.7	● 19–19¼, ≡ n–7¼, △ fr.
21	11.8	17.5	12.0	13.8	1.3	713.1	713.7	715.1	90	53	83	SE 1	NW 1	SW 1	10	7	0	.	△ fr.
22	9.6	18.0	12.4	13.3	1.0	716.0	715.0	714.3	90	54	84	SE 1	SW 1	S 0	7	2	0	.	△ fr.
23	9.2	18.5	14.2	14.0	1.9	713.7	712.9	713.1	90	60	84	SE 0	SW 1	SW 0	8	10	10	.	△ fr.
24	11.7	20.3	15.4	15.8	3.8	712.5	711.5	712.0	90	64	83	SE 0	W 1	W 0	1	5	7	.	△ fr.
25	13.6	19.0	15.3	16.0	4.2	713.3	714.2	716.4	89	63	80	SE 1	W 2	N 0	8	9	9	.	
26	10.5	19.9	14.0	14.8	3.2	716.7	717.0	718.0	90	61	84	W 0	W 0	N 0	7≡	4	0	.	≡ n–7¾, △ fr.
27	10.8	21.3	14.8	15.6	4.1	719.6	719.4	719.7	90	54	84	SE 1	NE 1	NE 0	0	0	0	.	△ fr.
28	11.0	21.3	15.0	15.8	4.5	720.1	718.6	718.0	97	55	86	SE 1	NE 1	NE 1	0	0	0	.	△ fr.
29	11.6	21.0	15.1	15.9	4.8	718.3	717.7	718.5	91	66	86	SE 0	N 1	S 0	0	0	0	.	△ fr.
30	11.5	21.0	14.4	15.6	4.7	719.8	718.5	717.8	90	58	83	S 0	N 1	NE 0	0	3	0	.	△ fr.
31																			
Mittel	11.8	19.6	14.5	15.3	—	715.1	714.6	715.1	90	63	85				4.8	4.8	3.2	Summe 57.7	

$\lambda = 6^\circ 57'$, $\beta = 47^\circ 0'$,
$H_b = 487.3^m$, $G = 0.06$ ‰.

Neuchâtel.

September 1934.
Beobachter: *Observatorium.*

1	8.9	15.3	11.6	11.9	−4.4	713.6	711.2	714.0	97	63	80	NE 0	SE 1	W 1	4	10	10	0.1	
2	10.3	15.3	10.5	12.0	−4.2	716.1	717.1	720.4	87	63	76	NE 0	E 0	N 0	7	6	0	.	
3	8.4	20.2	13.4	14.0	−2.1	722.7	722.7	723.5	97	57	76	E 0	SE 1	E 0	2	2	0	.	△ fr.
4	11.7	23.7	17.0	17.5	1.5	724.2	723.4	723.9	87	53	76	E 1	S 0	NW 0	1	1	0	.	
5	13.3	24.2	16.7	18.1	2.2	725.0	723.8	724.6	96	60	96	E 0	S 0	NW 0	2	7	5	5.9	●sch. 15¼–17, ☇ 22¾–24
6	15.5	22.6	17.6	18.6	2.8	724.3	723.8	723.5	98	72	90	E 0	SE 1	SW 0	10	2	0	.	
7	15.2	25.0	18.6	19.6	4.0	724.3	723.6	722.3	100	66	90	NE 0	SE 0	NE 0	10≡	1	0	.	≡ n–10½
8	14.8	25.7	17.7	19.4	3.9	721.9	720.2	718.9	100	57	73	NE 0	S 0	NW 0	8≡	0	0	.	≡ n–9½
9	16.4	25.1	15.7	19.1	3.7	718.8	718.4	721.5	96	62	99	SE 0	NE 1	W 0	7	8	10●	6.6	● 19½–n
10	14.4	15.6	13.6	14.5	−0.7	722.4	722.7	723.7	82	75	89	N 0	NE 1	NE 2	10	10	10	1.8	● a m.U.
11	12.6	13.7	14.6	13.6	−1.5	722.4	722.5	722.3	90	98	88	NE 0	NE 1	NE 0	10	10	7	0.5	●° a–12
12	14.6	22.5	15.3	17.5	2.5	722.7	722.7	723.3	94	63	83	NE 0	E 2	NE 0	10	3	0	.	
13	12.1	21.1	15.6	16.3	1.4	723.5	723.2	722.9	100	73	89	NE 0	SE 1	NE 0	10≡	4	0	.	≡ n–11
14	14.5	22.1	16.6	17.7	3.0	723.2	722.2	721.9	97	70	81	E 0	S 1	NW 0	10	2	6	.	≡° n–11
15	13.9	23.1	16.1	17.7	3.1	721.7	721.0	721.3	99	63	83	NE 1	SE 1	N 0	10	3	0	.	≡° n–10
16	15.0	23.7	14.2	17.6	3.2	723.0	722.8	724.5	96	58	91	E 0	SW 1	NE 0	9	5	5	.	●tr. p zeitw., ⊤ 13
17	12.6	20.5	15.6	16.2	1.9	724.8	724.7	725.0	100	71	91	NE 0	E 0	NW 0	10≡	1	0	.	≡ n–12
18	13.0	22.2	16.4	17.2	3.1	724.7	722.8	721.2	100	63	84	NE 0	S 1	NW 0	10≡	0	4	4.0	≡ n–10½, ☇ ● n
19	15.2	16.6	12.4	14.7	0.7	720.3	720.9	721.4	97	86	98	NE 1	SW 1	NW 0	10	10	8	5.0	● n, 14, 20½
20	10.8	18.6	15.4	14.9	1.1	720.1	718.7	719.5	98	65	70	SE 1	SW 2	SW 2	5	8	4	1.5	
21	13.0	18.1	13.2	14.8	1.1	720.8	721.0	722.6	91	56	63	NW 1	W 1	N 2	9	7	1	.	● n (20./21.)
22	10.1	18.0	12.2	13.4	−0.1	723.5	722.7	721.7	95	63	88	E 1	S 0	NW 1	6	8	0	.	
23	13.1	18.0	16.6	15.9	2.6	721.3	720.6	720.5	87	72	79	NW 1	SW 1	SW 2	8	10	9	3.4	
24	13.6	21.9	17.8	17.8	4.6	719.9	718.9	719.3	100	60	69	E 1	SW 1	SW 2	10	4	9	.	● 1¼
25	15.7	19.6	14.7	16.7	3.7	720.9	721.9	723.7	78	66	71	W 2	SW 2	W 1	6	9	2	.	
26	10.3	20.9	14.1	15.1	2.2	724.3	724.6	725.3	97	59	91	NE 0	S 1	N 0	4	4	0	.	
27	11.7	22.6	15.1	16.5	3.8	727.3	727.1	727.3	98	55	83	E 0	S 0	NE 1	2	0	0	.	
28	12.3	23.2	15.7	17.1	4.6	727.8	726.1	725.4	100	54	93	E 1	S 0	NE 0	10	0	0	.	≡ a–10
29	13.5	23.0	15.4	17.3	4.9	725.8	725.1	725.9	99	65	88	N 1	S 0	NE 1	5	0	0	.	
30	12.1	22.4	14.7	16.4	4.2	727.3	726.0	725.3	98	59	87	NE 0	S 0	NE 1	2	1	0	.	
31																			
Mittel	13.0	20.8	15.1	16.3	—	722.6	722.1	722.5	95	65	84				7.2	4.5	3.0	Summe 28.8	

September 1934.
Beobachter: Frl. *H. Nager.*

Altdorf.

$\lambda = 8^{\circ}\,39'$, $\beta = 46^{\circ}\,53'$,
$H_b = 456.3^{m}$, $G = 0.05$ ‰.

Tag	Lufttemperatur					Luftdruck			Relative Feuchtigkeit			Windrichtung und Stärke			Bewölkung			Niederschlag	Witterung
	7^{30}	13^{30}	21^{30}	Mittel	Abweich. vom Normalst.	7^{30}	13^{30}	21^{30}	7^{30}	13^{30}	21^{30}	7^{30}	13^{30}	21^{30}	7^{30}	13^{30}	21^{30}		
1	10.2	14.8	9.9	11.6	−4.4	716.3	**718.1**	716.7	96	51	96	E o	NW 1	NW o	10●	10	10●	16.2	● n–n zeitw.
2	9.5	13.5	10.9	11.3	−4.6	719.0	719.8	723.4	96	56	92	W o	NW o	NW o	10	10	10	0.6	● zeitw.
3	**7.5**	16.8	11.4	11.9	−3.9	725.4	724.9	726.8	93	**42**	85	E o	NW o	E o	0	0	0	.	
4	13.3	19.7	13.9	15.6	0.0	726.6	725.9	727.0	91	51	92	E o	W o	NE o	10	0	0	.	
5	12.5	20.0	16.4	16.3	0.8	727.3	726.6	727.4	96	54	90	S o	NW o	NW o	1	9	10	3.4	● abds.
6	14.8	20.7	15.9	17.1	1.7	726.8	726.2	726.5	94	57	90	E o	NW o	E o	5	4	0	.	
7	14.1	23.3	17.0	18.1	2.8	726.6	725.9	725.4	93	50	87	SW o	NW o	E o	4	2	0	.	
8	14.0	13.2	17.7	15.0	−0.2	724.1	722.4	721.8	93	52	80	NW o	NW o	SE o	0	0	0	.	
9	13.3	23.3	16.7	17.8	2.8	720.9	720.4	723.4	91	56	95	E o	NW o	NW 2	2	4	10●	**53.5**	☈, ● abds.
10	13.8	15.0	12.9	13.9	−1.0	724.6	725.9	726.7	94	63	93	E o	NW o	NW o	10●	10	10●	5.9	● I, III
11	11.1	17.0	13.5	13.9	−0.9	724.8	724.4	725.2	95	61	93	NW o	NW o	NE o	6	7	8	.	
12	13.1	20.3	16.0	16.5	1.8	725.3	725.1	726.2	93	56	94	E o	NW o	NW o	2	3	10	.	
13	13.4	18.5	14.7	15.5	1.0	725.7	725.8	725.8	94	74	93	SE o	NW o	NW o	7	8	8	1.7	● 15
14	13.5	20.1	14.7	16.1	1.7	725.8	724.7	724.9	95	64	94	S o	NW o	SE o	10	6	0	0.3	● $16^{1}/_{4}$
15	11.7	21.2	14.7	15.9	1.6	724.1	723.4	724.1	96	56	93	NE o	NW o	NE o	0	3	0	.	
16	14.2	22.2	16.0	17.5	3.3	725.5	724.7	727.6	93	56	93	NE o	NW o	NW o	7	7	10	0.6	● 8–$8^{1}/_{2}$, 19
17	14.7	20.2	14.5	16.5	2.5	727.1	724.8	727.9	95	66	92	E o	NW o	NW o	8	4	7	.	
18	12.2	19.1	14.1	15.1	1.2	727.1	725.1	723.7	95	50	50	SW o	NW o	S o	2	0	3	.	
19	14.5	19.7	14.7	16.3	2.6	722.1	722.0	723.5	84	59	93	NW o	NW o	NW o	4	8	10●	3.3	● $20^{3}/_{4}$–n
20	12.1	18.3	14.8	15.1	1.5	722.5	720.6	722.2	95	48	90	NE o	NW o	NW o	4	3	8	0.5	
21	14.0	17.3	13.8	15.0	1.6	723.1	723.4	725.3	95	84	95	NW o	NW o	NW o	8	7	10●	5.7	● abds.
22	12.7	18.4	14.1	15.1	1.8	725.9	724.2	724.4	98	49	88	NE o	W o	SE o	7	6	8	.	
23	11.5	17.8	13.5	14.3	1.2	723.5	722.8	722.9	89	58	91	SE o	NW o	E o	6	9	3	.	
24	11.4	20.0	14.9	15.4	2.4	722.1	721.0	722.2	94	53	90	E o	NW o	NE o	3	4	5	.	
25	13.9	20.9	14.5	16.4	3.6	723.2	723.1	726.9	90	52	98	E o	NW o–1	NW o	3	7	10	6.1	● $15^{3}/_{4}$–$16^{1}/_{4}$, 17
26	11.7	18.8	13.7	14.7	2.0	725.6	726.9	728.6	98	66	83	W o	NW o	NW o	3	1	0	.	
27	11.8	**24.0**	14.9	16.9	4.4	729.6	729.2	**730.3**	93	48	87	S o	NW o	NE o	1	0	0	.	
28	10.7	20.0	13.5	14.7	2.3	730.2	728.3	727.9	95	58	92	S o	NW o	NE o–1	0	0	0	.	
29	9.1	20.1	13.9	14.4	2.1	728.2	727.6	729.0	89	53	95	S o	NW o	SE o	0	0	0	.	
30	11.7	21.2	13.9	15.6	3.5	730.2	727.7	728.2	96	56	93	E o	NW o	SE o	4	2	0	.	
																		Summe	
Mittel	12.4	19.2	14.4	15.3	—	725.0	724.2	725.4	94	57	90				4.6	4.5	5.0	97.8	

September 1934.
Beobachter: *Observatorium.*

Genf.

$\lambda = 6^{\circ}\,9'$, $\beta = 46^{\circ}\,12'$,
$H_b = 405.0^{m}$, $G = 0.02$ ‰.

1	10.4	13.8	10.4	11.5	−5.3	720.4	**718.3**	721.7	87	70	88	E o	NNE 1	SE o	5	10	10	2.0	● a–n zeitw.
2	9.8	15.8	11.4	12.3	−4.4	723.9	724.7	727.6	89	61	79	NNW o	NNE 1	NE o	0	2	0	.	
3	9.7	17.2	14.2	13.7	−2.5	730.0	729.9	730.4	83	67	81	E o	NNE 1	SSW o	0	4	0	.	
4	12.2	21.0	18.0	17.1	1.1	731.3	730.8	732.1	86	60	86	SE o	NNE 1	E o	1	0	0	0.2	
5	14.2	21.6	18.8	18.2	2.2	732.1	731.0	731.5	89	62	81	SE o	NNE 1	E o	1	1	0	.	●° n (5./6.)
6	16.2	21.6	19.0	18.9	2.9	731.7	730.3	730.4	92	77	83	SE o	NE 1	NE o	0	0	0	.	
7	15.6	22.6	19.0	19.1	3.2	731.4	730.3	729.0	92	70	85	E o	NNE 1	E o	1	0	0	.	
8	16.0	24.0	20.5	20.2	4.5	729.9	727.0	726.0	89	67	84	E o	NNE o	E o	1	1	0	.	
9	17.4	**25.6**	16.3	19.8	3.3	726.0	725.5	729.2	90	62	91	E o	NNE o	SE o	9	8	10	8.8	●° 15, ● n
10	15.4	19.8	16.0	17.1	1.3	729.9	729.2	729.8	91	65	76	SSW o	NNE 1	NNE 1	9	1	0	.	
11	14.3	17.8	16.5	16.2	0.9	729.2	728.9	729.6	81	72	81	NNE 1	NNE 1	NNE 1	9	4	5	.	
12	14.4	20.0	17.1	17.2	1.9	729.8	729.8	730.2	91	67	81	NW o	NNE 1	NNE o	5	1	0	.	
13	14.7	20.2	17.6	17.5	2.4	730.7	729.9	730.2	92	72	84	E o	NNE 1	SE o	1	1	0	.	
14	12.3	20.8	17.0	16.7	1.8	729.8	729.1	729.0	86	72	84	SE o	NNE o	SSE o	10	2	0	.	
15	14.4	22.0	17.6	18.0	3.1	728.9	727.8	728.4	91	71	84	SSE o	NNE 1	SE o	0	1	0	.	
16	16.4	21.2	17.6	18.4	3.5	730.2	730.2	730.4	90	72	90	NNW o	NE o	E o	3	10	10	.	
17	15.0	21.8	18.0	18.3	3.6	732.1	731.2	731.5	98	70	88	E o	NNE 1	NE o	9	1	10	.	
18	13.1	21.2	19.1	17.8	3.7	731.7	729.7	728.5	93	69	83	SE o	NNE 1	SW o	0	0	10	0.4	● $21^{3}/_{4}$, n, ☈ 22
19	16.0	15.8	14.0	15.3	0.7	727.9	728.6	728.9	93	87	89	SSW o	SSW 1	SE o	10	10	5	3.2	● $12^{1}/_{2}$, p
20	10.0	20.5	14.5	15.0	0.7	727.5	726.1	727.1	92	56	78	SSW o	SW 1	SSE o	1	2	6	.	
21	12.8	19.8	13.8	15.5	2.1	728.3	728.5	730.0	88	62	71	E o	SW 1	SSW o	9	9	2	.	●° $13^{3}/_{4}$
22	**9.6**	17.8	13.0	13.4	−0.4	730.9	729.7	729.2	86	67	85	SW o	NNE 1	SSE 1	0	1	0	.	
23	11.2	21.2	16.2	16.2	2.5	729.4	728.3	727.8	87	**54**	79	E o	SE 1	S o	8	9	4	.	
24	13.4	23.7	18.0	18.4	4.8	727.4	726.2	726.8	91	**54**	74	S o	W 1	SW o	3	3	9	.	
25	15.8	23.0	15.0	17.9	3.8	728.5	729.3	730.7	81	56	80	NNE o	SW 1	SE o	9	6	0	.	
26	11.6	22.9	15.7	16.7	3.3	731.6	731.6	732.8	87	59	84	SSE o	NE o	E o	0	0	0	.	
27	11.6	20.4	16.6	16.2	3.0	734.7	733.9	734.3	87	64	87	E o	NNE 1	E o	0	0	0	.	
28	11.7	21.0	16.5	16.4	3.5	**735.1**	733.1	732.6	90	67	91	SE o	NNE 1	SE o	0	0	0	.	
29	12.6	24.6	16.4	17.9	4.8	733.4	732.0	733.5	88	62	75	SSE o	E o	SE o	0	0	0	.	
30	12.0	20.8	15.7	16.2	3.5	734.4	733.3	732.4	87	62	67	S o	NE o	E o	0	0	0	.	
																		Summe	
Mittel	13.3	20.7	16.3	16.8	—	729.9	729.1	729.7	89	66	82				3.5	2.9	2.7	14.6	

$\lambda = 8^\circ 33'$, $\beta = 47^\circ 23'$.
$H_b = 493.2^m$, $G = 0.08\ ^m/_m$.

Zürich.

September 1934.
Beobachter: *Meteorol. Zentralanstalt.*

Tag	Lufttemperatur					Luftdruck			Relative Feuchtigkeit			Windrichtung und Stärke			Bewölkung			Niederschlag	Witterung
	7^{30}	13^{30}	21^{30}	Mittel	Abweich. vom Normalst.	7^{30}	13^{30}	21^{30}	7^{30}	13^{30}	21^{30}	7^{30}	13^{30}	21^{30}	7^{30}	13^{30}	21^{30}		
1	9.8	17.2	10.2	12.4	−3.6	713.0	**710.4**	712.6	90	44	100	S 0	WSW 2	ENE 1	10●	8	10●	24.2	●° 6¾-8¼, n, ⊼● 20½-23
2	9.8	14.8	**9.1**	11.2	−4.7	715.4	716.3	720.0	84	57	92	SW 1	SSW 2	ESE 1	10	8	0	0.2	● n-2¾, 4¾-5¼, 16
3	8.1	20.5	12.4	13.7	−2.1	722.3	722.0	723.0	97	**34**	85	ESE 0	WSW 1	NE 1	10	1	0	.	
4	11.6	23.6	14.9	16.7	1.0	723.7	723.0	723.3	85	40	93	ESE 0	NE 1	ENE 0	10	1	0	.	
5	12.5	25.1	17.7	18.4	2.8	724.1	723.3	723.8	99	47	85	ESE 0	SW 1	NNW 1	2	4	10	3.8	⊼● 18¼-19¼
6	13.4	23.2	17.2	17.9	2.4	723.5	723.1	722.7	100	50	97	SE 0	NE 1	ESE 1	3	5	0	0.0	⊼ ●² 0½-1½, ●° 1½-2¼
7	14.6	27.8	17.8	20.1	4.7	723.4	722.8	721.8	100	45	96	ESE 0	S 1	SE 1	2	1	0	.	
8	13.7	**28.4**	18.4	20.2	5.0	721.1	719.4	718.1	100	41	99	ESE 0	WSW 1	ENE 0	1≡	1	0	.	≡ n-7½
9	14.6	26.6	15.2	18.8	3.7	717.9	717.4	720.2	100	50	100	N 1	W 1	WNW 2	2	8	10●	**46.0**	⊼ ● 18½-n
10	13.4	14.2	11.8	13.1	1.9	721.2	722.6	723.3	99	87	100	WNW 2	SE 2	SSE 1	10●	10	9	25.4	● n-14, 16¾-21½
11	12.7	17.0	16.3	15.3	0.4	721.7	721.7	721.9	90	69	83	NNE 1	N 1	N 1	10	10	10	0.0	●° 5¼-7½
12	15.4	18.8	14.7	16.3	1.6	722.0	722.5	722.6	87	63	95	NE 1	NNE 2	N 1	10	10	0	.	
13	13.8	16.6	14.1	14.8	0.2	722.7	722.8	722.5	99	83	100	N 1	N 1	N 1	10	10	0	0.0	
14	14.0	23.0	15.6	17.5	3.1	722.5	721.7	721.3	100	53	100	N 0	W 1	NE 0	10≡	6	0	0.1	≡ n-10
15	13.6	21.8	15.7	17.0	2.7	721.1	720.4	720.5	100	60	100	NE 0	NNW 2	NE 0	10≡	2	0	0.1	●° a, ≡ n-9½
16	14.6	24.0	15.2	17.9	3.8	722.1	722.0	723.9	98	51	100	E 0	WNW 1	ESE 1	6	7	10●	7.0	⊼ ● 18½-20, ●° 20-22¼
17	14.6	22.7	16.0	17.8	3.8	723.9	723.9	724.2	100	55	95	WNW 0	WNW 1	ESE 1	10≡	2	2	0.1	
18	12.1	24.0	16.6	17.6	3.8	723.8	721.8	720.4	100	54	96	NNE 2	NNW 2	ESE 1	7≡	2	2	0.0	≡ n-9
19	15.8	16.8	13.0	15.2	1.6	719.2	719.6	720.4	86	85	90	SSE 1	NW 2	W 2	7	10●	10	14.4	● 11⅝-24
20	11.4	19.9	13.8	15.0	1.5	719.1	717.8	718.7	100	47	96	SE 0	WSW 2	NW 0	4	4	10	0.2	● 20⅝-21½
21	13.1	18.1	12.9	14.7	1.4	720.0	720.3	722.0	78	53	88	NW 0	NW 1	WSW 0	10	7	9	0.0	
22	11.9	20.0	12.6	14.8	1.7	722.5	721.7	720.9	96	47	94	NNE 2	NW 1	ESE 1	7	3	1	.	
23	12.6	18.0	14.8	15.1	2.2	719.9	719.4	719.5	94	58	87	SE 1	WSW 2	SE 1	8	10	8	1.6	●° 13½-15½
24	13.3	22.4	16.0	17.2	4.5	719.0	718.0	718.6	99	51	94	ESE 1	NNW 2	NW 0	3	5	9	.	●° 0½-4, 5-6
25	15.7	22.4	14.2	17.4	4.8	720.0	720.8	723.5	68	56	93	NW 2	NW 3	W 0	8	9	10	.	
26	11.6	21.8	14.4	15.9	3.5	723.3	723.6	724.4	97	46	95	WNW 0	NW 1	SSE 1	10	1	0	.	
27	12.8	25.2	15.8	17.9	5.7	726.3	726.0	726.5	98	40	95	SSE 0	NNW 1	ESE 1	1	1	1	.	
28	11.9	23.8	15.3	17.0	5.0	**726.8**	725.2	724.4	100	49	100	NNE 0	SE 1	NNW 0	10≡	1	2	0.0	≡ n-9½
29	13.9	23.9	15.7	17.8	6.0	724.8	724.1	725.0	100	52	100	SE 0	SW 1	SE 1	10≡	1	0	0.1	≡ n-8
30	12.4	23.2	14.2	16.6	4.9	726.6	725.0	724.5	100	47	94	SE 1	N 1	ENE 0	0	1	0	0.0	△ fr.
Mittel	13.0	21.5	14.7	16.4	—	721.8	721.3	721.8	95	54	95				7.0	5.0	4.1	Summe 122.2	

$\lambda = 8^\circ 30'$, $\beta = 47^\circ 3'$,
$H_b = 1787.3^m$, $G = -0.11\ ^m/_m$.

Rigi-Kulm.

September 1934.
Beobachter: *J. Steiner.*

1	**0.2**	3.4	0.9	1.5	−6.8	608.6	**607.1**	608.5	100	95	96	NW 1	NE 1	W 1	10*	10	10	22.6	✳ n-7¾, 18½-n
2	1.0	4.3	2.3	2.5	−5.7	610.7	612.6	615.5	100	84	78	W 1	W 1	W 1	10≡	10≡	5	1.0	⊠
3	3.0	8.4	7.9	6.4	−1.7	617.1	618.3	619.6	62	46	63	W 1	SSW 1	SW 1	0	0	2	.	
4	9.8	12.0	9.6	10.5	2.5	620.5	620.6	621.3	66	60	76	N 0	E 1	E 1	10	1	0	.	
5	10.1	14.9	10.0	11.7	3.8	621.5	621.5	621.7	68	56	72	W 1	SSW 1	N 1	0	7	5	10.6	
6	10.6	13.3	12.8	12.2	4.4	620.7	621.1	621.4	58	77	58	NW 1	SSW 1	W 1	2	2	4	.	
7	13.6	17.0	14.0	14.9	7.1	621.6	622.3	621.4	51	48	51	NNW 1	W 1	W 0	2	1	0	.	
8	14.7	**17.8**	15.7	16.1	8.4	620.1	619.4	618.6	51	47	**30**	W 1	SSW 1	W 1	0	1	0	.	
9	10.8	16.2	8.5	11.8	4.2	617.2	617.2	617.1	44	79	100	NW 1	W 1	W 2	3	6	10●	**205.7**	●² ⊼ 17⅝-18½
10	5.0	8.0	4.2	5.7	−1.8	617.2	618.3	618.1	100	94	100	W 2	SE 1	NW 2	10●	10●	10●	9.6	● n-n zeitw.
11	5.0	9.4	7.7	7.4	0.0	617.0	617.7	618.8	80	78	100	E 2	E 1	E 1	1	10≡	10≡	0.1	≡ 10-n
12	7.4	12.8	8.8	9.7	2.4	618.5	619.4	619.6	70	66	100	E 1	SSE 1	W 1	0	10≡	10≡	.	
13	9.2	13.2	9.1	10.5	3.3	619.2	619.5	618.9	70	66	68	W 1	WSW 1	W 1	7	10≡	1	.	
14	9.4	13.4	9.5	10.8	3.7	619.5	619.4	619.4	79	59	81	W 1	S 2	SW 1	10	6	0	.	
15	10.0	13.5	9.8	11.1	4.1	618.4	618.6	618.9	60	77	70	S 1	SE 0	E 1	0	3	0	.	
16	11.0	11.6	7.6	10.1	3.2	619.8	620.0	621.0	91	70	100	NW 0	SE 1	W 1	5	8	10●	46.3	● ⊼ 15½-17½, ▲ 15½, [● 20-n
17	9.8	11.7	11.2	10.9	4.1	620.7	621.5	622.1	59	61	51	NW 1	W 1	E 0	3	1	1	.	
18	10.1	14.0	11.6	11.9	5.3	621.2	620.4	619.0	65	57	52	E 1	SE 0	SE 2	0	2	1	.	
19	9.7	6.8	5.8	7.4	0.9	616.7	617.0	616.8	64	100	100	S 2	W 2	W 1	7	10●	10●	14.4	
20	3.0	8.1	5.5	5.5	−0.9	615.1	614.9	616.9	73	68	100	W 1	NW 1	W 1	4	2	10≡	0.3	≡ abds. zeitw.
21	5.7	8.5	5.4	6.5	0.2	616.2	617.0	618.0	100	83	100	NW 1	W 0	W 1	10≡	10≡	10≡	5.3	● seit 13 ztw., ≡ n-n ztw.
22	4.2	8.4	6.2	6.3	0.1	618.3	618.3	618.1	86	74	92	W 1	SW 1	W 1	3	4	1	.	
23	6.1	8.4	7.5	7.3	1.3	616.5	616.5	617.1	81	76	82	NNW 1	NW 1	W 2	9	10	0	0.2	
24	7.2	10.8	8.8	8.9	3.0	616.3	616.4	616.5	94	75	100	W 1	S 1	W 2	2	2	10≡	0.1	≡ 20½-n
25	8.3	9.0	7.6	8.3	2.5	617.3	618.3	619.5	100	100	100	W 1	W 1	W 1	10≡	10≡	10≡	1.2	● p zeitw.
26	7.3	8.2	9.8	8.4	2.7	619.6	620.9	622.0	100	76	51	SW 1	SSW 1	W 2	3	3	0	.	
27	10.0	12.8	10.4	11.1	5.5	623.2	623.9	**624.8**	54	62	83	W 0	ESE 1	SE 1	0	0	0	.	
28	11.3	13.6	11.2	12.0	6.6	622.8	623.2	621.8	51	68	61	S 0	SE 1	S 1	0	0	0	.	
29	9.0	12.9	11.1	11.0	5.7	621.9	622.1	622.5	68	76	72	SW 0	S 1	W 1	0	1	0	.	
30	8.9	10.4	9.6	9.6	4.4	623.3	622.5	622.2	67	76	62	NW 1	NE 1	W 1	1	2	1	.	
Mittel	8.0	11.1	8.7	9.3	—	618.6	618.9	619.2	74	72	78				4.1	5.1	4.4	Summe 317.4	

September 1934.
Beobachter: *G. Krättli.*

Bevers.

$\lambda = 9^\circ 53'$, $\beta = 46^\circ 33'$,
$H_b = \text{ca. } 1710^m$, $G = -0.12\ ^m/_m$.

Tag	Lufttemperatur					Luftdruck			Relative Feuchtigkeit			Windrichtung und Stärke			Bewölkung			Niederschlag	Witterung
	7^{30}	13^{30}	21^{30}	Mittel	Abweich. vom Normalst.	7^{30}	13^{30}	21^{30}	7^{30}	13^{30}	21^{30}	7^{30}	13^{30}	21^{30}	7^{30}	13^{30}	21^{30}		
1	2.1	9.3	4.1	5.2	−4.0	614.4	**613.1**	613.6	87	53	86	E 0	SE 0	NE 1	9	4	10	1.2	●° 16½-18¼, ● 18¼-19 ⊠
2	5.3	7.9	4.5	5.9	−3.2	616.1	617.3	621.2	68	56	70	W 0	WSW 2	N 1	10	10	10	0.0	●° 22-22¼
3	4.1	11.3	1.2	5.5	−3.5	622.9	623.4	626.1	75	42	79	N 1	WSW 2	NE 0	1	1	0	.	
4	**−1.8**	15.5	5.3	6.5	−2.4	627.0	625.9	626.6	84	49	84	SW 0	W 1	N 0	2	0	0	.	⌴ fr.
5	1.9	*17.0	8.9	9.3	0.5	627.7	*627.5	628.4	91	*50	85	SE 0	SE 0	SW 0	1	*2	9	0.2	●° 22-23¼
6	8.7	18.5	7.5	11.6	2.9	627.8	627.3	628.1	88	40	79	SE 0	S 1	S 0	1	4	0	.	
7	5.3	20.1	7.7	11.0	2.5	628.4	627.6	627.8	84	41	80	S 1	SW 1	W 0	2	3	0	.	
8	3.7	**21.5**	8.5	11.2	2.8	626.9	624.3	624.5	84	**29**	75	NW 0	SSW 1	W 0	0	1	0	.	⌴ fr.
9	4.7	21.3	12.7	12.9	4.6	623.9	620.9	622.1	83	37	81	S 0	SW 1	S 0	1	2	0	**16.7**	● 22½-n, ⌴ fr.
10	8.7	9.3	7.1	8.4	0.2	622.3	623.6	623.9	89	81	83	E 0	SE 0	S 0	10●	10●	10●	7.2	● n-16, 21-u
11	7.1	13.7	8.5	9.8	1.7	623.7	623.1	624.9	86	59	86	NW 1	NE 2	N 0	9≡	8	0	.	
12	7.5	13.3	7.7	9.5	1.6	625.7	625.4	626.3	76	56	86	E 0	SE 1	W 1	9	10●	0	0.0	
13	7.0	13.7	8.5	9.7	1.9	625.9	625.8	626.4	89	64	91	S 0	S 0	W 0	8	9	9	3.2	●° 13¾-15½, 17¼-18
14	8.7	16.7	9.1	11.5	3.8	626.1	625.6	626.1	89	49	86	SW 0	SW 0	W 0	9	8	0	0.0	●° 12½
15	5.5	13.9	9.7	9.7	2.1	625.5	625.1	625.5	89	62	85	SW 0	SE 0	SW 0	10	9●	2	0.0	●° 12¾-13⅝
16	7.5	14.9	9.7	10.7	3.3	626.0	625.6	627.0	89	57	89	NE 0	S 1	S 0	2	9	10●	2.2	●° 18-20¼, 21¼-22, [≡ n-8⅝
17	7.1	17.9	8.7	11.2	3.9	627.5	626.9	628.8	89	43	84	SW 0	SE 0	SW 0	10	6	3	.	
18	4.1	15.8	10.7	10.2	3.0	628.1	626.6	626.2	89	59	81	NE 0	SE 2	SW 0	9	8	6	.	
19	5.5	15.7	9.2	10.1	3.1	624.7	623.0	622.3	86	54	82	SW 0	S 2	S 1	1	9	10●	7.0	●° 21-23
20	7.0	14.9	6.5	9.5	2.6	621.2	620.2	621.5	83	47	86	W 0	SW 1	W 1	10	8	1	.	
21	6.9	13.5	8.3	9.6	2.9	623.4	621.9	623.5	83	49	77	SW 0	SW 2	W 1	9	9	3	.	
22	6.5	14.3	5.1	8.6	2.0	624.2	623.2	624.3	89	48	82	NE 0	SW 1	W 0	6	6	1	.	
23	5.9	15.9	7.1	9.6	3.2	623.6	622.3	623.3	85	46	87	S 0	S 1	W 1	9	8	3	.	
24	4.5	15.3	7.2	9.0	2.7	623.3	622.4	623.7	89	56	84	S 0	SSE 2	W 2	7	6	5	.	⌴ fr.
25	3.0	15.1	9.9	9.3	3.2	624.3	623.8	625.3	91	54	83	S 0	S 2	SW 3	4	5	9	.	⌴ fr.
26	4.7	14.5	5.5	8.2	2.2	626.9	626.7	628.8	91	58	87	S 0	SSW 2	W 1	3	8	0	.	
27	2.0	17.7	5.9	8.5	2.7	630.2	629.7	631.2	89	38	86	S 0	S 1	SW 0	10	1	1	.	
28	2.0	17.7	6.4	8.7	3.1	**631.7**	629.8	630.4	89	48	87	W 1	S 0	W 0	1	0	0	.	⌴ fr.
29	0.3	17.3	4.3	7.3	1.8	629.9	628.5	629.4	88	34	78	SW 0	S 1	W 1	0	0	0	.	⌴ fr.
30	−1.0	17.2	3.5	6.6	1.3	629.8	627.8	628.8	80	35	75	SW 0	SE 0	SW 0	0	0	0	.	⌴ fr.
																		Summe	
Mittel	4.8	15.4	7.3	9.2	—	625.3	624.5	625.5	86	50	83				5.4	5.5	3.4	37.7	

September 1934.
Beobachter: *Kapuzinerkloster.*

Sitten.

$\lambda = 7^\circ 21'$, $\beta = 46^\circ 14'$,
$H_b = 548.6^m$, $G = 0.00\ ^m/_m$.

1	**9.2**	16.2	11.8	12.4	4.2	708.6	**705.1**	708.2	85	45	67	SW 1	SW 2	SW 2	2	10	10●	1.2	● 17-n
2	**9.2**	17.6	13.8	13.5	−3.0	710.7	710.8	714.3	82	40	48	SW 1	SW 1	SW 1	4	5	1	.	
3	10.0	19.4	15.8	15.1	−1.5	717.5	716.2	717.4	65	38	48	SW 1	W 1	W 1	0	1	0	.	
4	11.6	22.0	18.0	17.2	0.9	719.5	717.4	720.3	75	41	62	W 1	W 1	SW 1	1	1	0	.	
5	11.7	22.2	19.8	17.9	1.8	719.0	716.8	718.3	65	38	64	W 1	W 1	SW 2	0	6	3	1.2	● ⊠ n (5./6.)
6	14.6	24.6	19.2	19.5	3.5	719.6	716.7	718.4	89	43	64	S 1	W 1	NW 2	1	1	0	.	
7	14.2	26.4	20.8	20.5	4.6	720.0	717.3	717.4	78	**35**	48	N 0	SW 2	NW 1	3	0	0	.	
8	15.2	**26.8**	21.0	21.0	5.3	717.3	714.1	714.1	67	**35**	51	NE 1	SW 1	NE 1	0	0	0	.	
9	17.0	26.0	18.0	20.3	4.7	714.1	711.8	716.4	60	47	70	NE 0	W 1	W 1	7	7	10●	**13.6**	● n (9./10.)
10	14.2	20.6	15.6	16.8	1.3	716.3	715.7	716.8	80	42	60	N 0	W 0	S 2	10	8	10	.	
11	13.0	20.6	14.8	16.1	0.7	716.4	714.9	716.8	75	47	83	NE 1	NE 1	W 0	0	0	0	.	
12	14.6	22.2	17.4	18.1	2.9	717.4	716.3	717.8	86	44	70	NE 0	**W** 1	N 0	10	8	2	.	
13	13.8	22.0	17.2	17.7	2.6	718.4	716.6	718.0	81	47	76	NE 1	W 1	W 3	0	8	4	.	●° 17½
14	14.4	21.4	18.4	18.1	3.1	718.4	716.6	717.1	93	45	61	NE 0	W 2	N 1	10	5	5	.	
15	15.6	21.6	18.2	18.5	3.7	716.8	715.6	716.4	72	49	63	NE 1	W 1	NE 1	5	7	3	.	
16	13.6	22.8	15.8	17.4	2.7	718.1	716.8	719.3	78	45	90	NE 0	W 1	W 1	0	9	10●	4.3	● 19½-n
17	14.8	23.2	18.0	18.7	4.2	719.8	718.1	719.6	93	42	66	NNE 0	W 0	NW 0	3	3	7	.	
18	14.0	23.0	17.0	18.0	3.6	719.9	716.8	716.6	82	40	67	NE 0	WNW 0	NE 2	1	8	1	.	
19	15.4	19.0	15.0	16.5	2.3	715.0	714.3	716.1	77	58	88	NE 0	W 1	NW 0	8	10	10●	5.3	● 15¼-n
20	11.8	19.6	15.4	15.6	1.6	714.7	713.1	713.9	82	40	63	NNE 0	W 0	W 1	1	2	10	.	
21	12.2	21.2	16.8	16.7	2.8	715.7	714.2	716.7	85	45	62	NE 0	WSW 2	NE 0	6	6	3	.	
22	10.2	19.8	14.8	14.9	1.2	718.3	716.2	716.7	94	39	65	NE 0	W 1	NW 2	1	1	0	.	
23	10.2	19.4	15.6	15.1	1.5	717.0	714.8	715.1	90	43	71	NE 1	W 2	N 1	4	6	10	.	
24	10.6	22.0	16.8	16.5	3.1	716.0	713.3	714.0	93	38	61	NE 0	W 1	N 2	0	1	5	.	
25	13.2	20.8	16.6	16.9	3.6	716.4	715.9	717.8	93	94	66	NE 0	W 2	W 0	8	8	0	.	
26	12.2	21.6	15.8	16.5	3.4	719.5	718.4	720.3	90	46	66	NE 0	NE 2	NE 1	2	1	3	.	
27	11.2	22.6	16.8	16.9	3.9	722.7	721.0	722.4	88	40	57	NE 0	SW 1	NE 2	0	0	0	.	
28	10.6	23.0	16.4	16.7	3.9	**723.1**	719.8	720.6	85	39	61	NE 1	SW 1	NE 2	0	0	0	.	
29	10.6	21.4	16.2	16.1	3.4	721.2	719.1	721.0	72	37	58	NE 0	W 2	NE 2	0	0	0	.	
30	10.0	22.0	16.4	16.1	3.6	722.8	719.6	720.2	82	40	65	NE 0	SW 1	NE 1	3	1	0	.	
																		Summe	
Mittel	12.6	21.7	16.8	17.0	—	717.7	715.8	717.3	81	44	65				3.0	4.1	3.6	25.6	

$\lambda = 8^\circ 57'$, $\beta = 46^\circ 0'$.
$H_b = 276.2$ m, $G = 0.03$ m/m.

Lugano.

September 1934.
Beobachter: *G. Vicari.*

Tag	Lufttemperatur					Luftdruck			Relative Feuchtigkeit			Windrichtung und Stärke			Bewölkung			Niederschlag	Witterung
	7^{30}	13^{30}	21^{30}	Mittel	Abweich. vom Normalst.	7^{30}	13^{30}	21^{30}	7^{30}	13^{30}	21^{30}	7^{30}	13^{30}	21^{30}	7^{30}	13^{30}	21^{30}		
1	**10.4**	19.8	12.2	14.1	-5.0	729.2	**728.0**	728.2	78	62	85	N 1	NW 1	W 1	2	10	10●	2.0	● 20-23½
2	16.0	23.4	16.6	18.7	-0.3	728.6	730.2	734.3	38	31	32	NNE 2	NNE 2	NNE 2	8	0	0	.	
3	16.4	26.8	14.6	19.3	0.4	736.7	736.3	738.5	33	**22**	46	NNE 3	NNE 2	N 1	0	0	5	.	
4	12.4	25.8	15.8	18.0	-0.8	739.7	739.7	740.1	53	34	64	N 1	SE 1	N 1	0	0	0	.	
5	12.8	26.0	17.6	18.8	0.1	740.8	740.4	741.7	73	44	78	N 1	SE 1	N 1	0	0	0	.	
6	15.6	27.0	18.6	20.4	1.8	741.8	741.0	742.2	74	51	74	N 1	E 0	N 1	0	2	0	.	
7	16.0	27.4	19.6	21.0	2.5	742.5	741.4	740.9	85	61	74	N 1	S 1	N 1	2	0	0	.	
8	16.6	**27.6**	20.0	21.4	3.1	739.7	737.6	737.2	84	61	82	N 1	S 1	S 0	0	0	10	.	
9	19.4	27.0	20.0	22.1	3.9	737.1	735.9	734.8	84	66	89	N 1	SSE 1	N 1	7	1	10●	11.2	● 20½-21½, n, ☈ 21½
10	17.0	26.0	20.6	21.2	3.1	734.8	735.4	736.9	84	25	32	N 1	NNE 2	NNE 2	8	3	7	.	
11	16.0	22.0	17.0	18.3	0.4	738.8	738.5	740.3	63	46	70	N 1	S 1	N 1	5	6	7	0.3	●° 22
12	16.4	24.2	17.8	19.5	1.7	740.3	740.7	741.6	78	54	83	N 1	N 1	S 1	6	8	10	2.4	●° (12./13.)
13	16.8	21.2	17.0	18.3	0.6	741.2	741.4	742.9	84	64	75	NNW 1	S 0	NNW 1	10	10	10	0.8	●° n (13./14.)
14	15.8	24.4	17.2	19.1	1.5	742.2	741.2	741.7	92	62	82	N 0	SSE 1	N 1	10	3	7	0.4	●sch. 17¼-17¾
15	16.4	20.6	16.6	17.9	0.5	741.3	740.9	741.2	83	73	84	W 1	E 0	ESE 1	10	10	10	2.4	●sch. 18-20½ zeitw.
16	13.8	25.0	16.8	18.5	1.2	742.1	741.2	742.5	93	53	79	N 1	SE 1	N 1	0	0	7	.	
17	16.2	23.8	16.6	18.9	1.8	743.4	742.8	743.4	84	64	81	NW 0	SSE 1	N 1	10	8	0	.	
18	16.2	25.4	16.4	19.3	2.3	743.7	742.2	742.0	88	66	83	N 0	SE 1	N 1	3	0	0	.	
19	16.2	21.2	15.4	17.6	0.8	740.1	738.8	737.6	86	74	97	N 1	W 1	NNE 1	10	10	10●	**21.5**	● 15½-23½ m.U., ☈ 16
20	13.0	23.2	15.0	17.1	0.5	736.5	735.5	736.0	94	57	77	NNW 1	S 1	NNE 1	5	0	0	0.3	● 16½-16¾ m.U.
21	15.8	22.8	15.0	17.9	1.4	737.4	737.2	738.2	92	68	87	N 1	S 1	NW 1	7	2	0	.	
22	12.8	24.8	15.8	17.8	1.5	739.4	738.6	739.1	86	72	83	N 1	S 1	N 1	0	0	0	.	
23	13.8	23.8	15.2	17.6	1.5	739.5	738.0	738.4	88	67	84	N 1	SSE 1	N 1	2	0	0	.	
24	12.8	23.6	15.0	17.1	1.1	738.8	738.6	737.3	92	62	81	N 1	SW 1	N 1	1	5	0	.	
25	13.4	24.0	16.2	17.9	2.1	739.8	739.7	740.8	88	66	86	N 1	SW 1	N 1	1	0	1	.	
26	15.0	22.4	15.2	17.5	1.9	742.3	743.0	744.0	84	73	86	N 1	W 0	N 1	10	5	0	.	
27	13.4	24.4	16.0	17.9	2.5	745.5	745.7	746.3	92	58	78	N 1	S 1	N 1	0	0	0	.	
28	13.6	25.0	16.4	18.3	3.1	**747.0**	745.7	744.8	87	48	78	N 1	SE 0	N 1	0	0	0	.	
29	12.8	24.6	16.0	17.8	2.8	745.1	743.7	744.1	76	39	72	N 1	SSE 1	N 1	0	0	0	.	
30	11.8	23.2	15.0	16.7	1.9	744.0	743.4	743.7	84	39	83	N 1	SSE 1	N 1	0	0	0	.	
Mittel	15.5	24.2	16.6	18.8	—	740.6	739.4	740.0	80	55	74				3.9	2.8	3.5	Summe 41.3	

$\lambda = 7^\circ 35'$, $\beta = 47^\circ 33'$.
$H_b = 318$ m, $G = 0.13$ m/m.

Basel.

September 1934.
Beobachter: *Astronom.-Meteorol. Anstalt.*

1	10.4	16.8	11.3	12.8	—	728.6	**726.2**	728.4	87	55	76	W 1	SE 1	NNW 1	5	10	10	.	● 19½
2	9.6	19.4	9.5	12.8	—	731.0	731.7	735.2	88	48	94	ENE 1	SSW 1	S 1	6	7	0	.	
3	**7.3**	21.3	13.6	14.1	—	737.4	737.2	738.2	91	**46**	81	E 1	ESE 1	ESE 1	1	1	1	.	△ fr.
4	12.0	26.5	16.2	18.2	—	739.0	738.3	738.7	86	54	88	SE 1	SE 1	SSE 1	5	1	0	.	△ fr.
5	14.5	25.3	17.7	19.2	—	739.7	738.5	739.5	92	48	93	SSW 1	NE 1	W 1	5	7	10	2.0	●° 9¾, ● 17¾-22¾ zeitw., [☈ 21⅝-23½
6	15.8	23.0	16.6	18.5	—	739.3	738.6	738.2	97	65	87	NW 1	N 1	SW 0	10	4	0	.	
7	14.3	28.0	19.3	20.5	—	738.7	737.8	736.8	97	51	92	ESE 1	ESE 1	ESE 1	9	1	1	.	
8	16.0	**30.2**	19.7	22.0	—	736.0	734.0	733.1	92	53	86	E 1	E 1	E 1	1	1	0	.	△ fr.
9	16.4	25.6	16.0	19.3	—	733.2	733.0	736.2	85	66	96	ESE 1	W 1	SSW 0	8	10	10●	**31.0**	● 17½-n, T 14½, 17
10	14.4	20.2	14.3	16.3	—	736.9	737.6	738.5	96	66	94	SW 0	W 1	ESE 1	10●	8	10	0.4	● n-7¾, 17-17½
11	13.4	17.8	16.0	15.7	—	737.8	737.8	737.8	95	82	93	WNW 1	SSE 0	WSW 0	10≡	10	10	.	
12	14.8	19.4	13.2	15.8	—	737.9	738.1	738.3	98	77	98	WNW 0	N 1	S 0	10≡	10	0	.	≡ 3½-8
13	12.2	21.1	14.4	15.9	—	738.2	738.1	737.7	97	72	97	SE 0	ENE 1	SE 0	9	10	0	.	△ fr.
14	12.8	24.2	16.0	17.7	—	737.8	737.0	736.6	98	66	96	S 0	SW 1	E 0	10≡	4	0	.	≡ 7-8, △ fr. [ziw., △ fr.
15	13.8	24.9	15.7	18.1	—	736.3	735.5	735.8	98	64	90	ESE 1	ESE 1	SSE 1	10≡	5	0	.	●° 14½-15½ ziw., ≡ 7-8½, Tp
16	13.3	25.5	13.7	17.5	—	737.4	737.3	739.3	96	64	99	SE 1	SSW 1	SW 0	5	9	3	1.3	● 15¾-16¼, 18¾, Tp ztw.
17	13.0	23.5	17.5	18.0	—	739.2	738.7	739.1	98	68	83	SE 1	E 1	ESE 1	8	1	3	.	[△ fr.
18	13.9	26.2	14.7	18.3	—	738.8	737.0	735.7	98	56	94	ENE 1	ESE 1	S 0	1	0	1	.	△ fr.
19	14.1	16.8	13.5	14.8	—	734.3	735.5	735.9	94	83	98	NE 1	WNW 1	S 0	8	10	10●	10.1	● 9½-11¾, 16¾-20¼, 21½
20	10.6	19.6	14.0	14.7	—	734.7	733.4	734.1	99	70	94	ENE 1	WNW 1	E 1	10≡	8	9	0.9	●tr. 13, 16½, ≡ 5½-8
21	13.2	18.1	10.8	14.0	—	735.6	735.9	737.6	95	71	93	ENE 1	WNW 1	SSW 1	10	9	1	.	● 0¾-2¼
22	11.0	19.3	12.0	14.1	—	738.0	737.3	736.7	94	57	97	E 1	W 1	E 0	9	6	2	0.2	●° 11⅝, △ fr.
23	11.1	19.0	15.6	15.2	—	735.5	735.0	734.9	95	68	92	E 1	W 1	ESE 1	10●	9	10●	1.7	●° 7-7½, 20½-23¾
24	14.4	20.4	15.4	16.7	—	734.5	733.8	734.4	97	74	88	E 0	NW 1	W 1	10	8	9	0.1	● 5¾-6
25	14.5	16.2	12.0	14.2	—	735.5	737.4	739.0	93	85	98	NE 1	WNW 1	ESE 1	10	10	5	0.4	● 5¼, 10⅜, 14-14¼, Ψ abds.
26	10.1	23.1	14.6	15.9	—	738.9	738.9	739.5	98	55	92	ESE 1	W 1	ESE 1	7	2	1	.	△ fr.
27	12.5	26.5	15.6	18.2	—	741.4	741.2	741.9	96	50	96	ESE 1	SE 1	E 1	2	1	0	.	△ fr.
28	12.2	26.1	14.8	17.7	—	**742.1**	740.7	740.0	97	58	94	ESE 1	ESE 1	S 1	0	0	0	.	△ fr.
29	12.0	25.4	15.3	17.6	—	740.3	739.7	740.5	99	60	90	E 1	NNW 1	SSE 1	9≡	1	0	.	≡ 4½-9
30	12.6	26.6	13.8	17.7	—	741.7	740.6	740.1	99	56	91	ESE 1	SE 1	S 1	10≡	2	0	.	≡ 7-9
Mittel	12.9	22.5	14.8	16.7	—	737.2	736.7	737.3	95	63	92				7.3	5.5	3.5	Summe 48.1	

September 1934.
Beobachter: *Observatorium.*

Säntis.

$\lambda = 9^\circ 20'$, $\beta = 47^\circ 15'$.
$Hb = 2500.1^m$, $G = -0.16\,^m/_m$.

Tag	Lufttemperatur					Luftdruck			Relative Feuchtigkeit			Windrichtung und Stärke			Bewölkung			Niederschlag	Witterung
	7^{30}	13^{30}	21^{30}	Mittel	Abweich. vom Normalw.	7^{30}	13^{30}	21^{30}	7^{30}	13^{30}	21^{30}	7^{30}	13^{30}	21^{30}	7^{30}	13^{30}	21^{30}		
1	−2.8	−0.2	−2.9	−2.0	−5.8	556.4	**555.9**	556.4	100	89	100	NW 1	SSW 1	N 2	10≡	8	10≡*	14.4	✳ $10^3/_4$–13 m.U., 19–n, *)
2	**−3.6**	−1.6	−3.2	−2.8	−6.6	558.3	559.9	563.0	100	97	98	NE 1	NW 1	NNW 2	10≡*	10≡	10≡	6.4	✳ n-n m.U., △sch. $14^3/_4$–$15^1/_2$, [≡ n-10, $19^1/_2$-n, ⋁ fr.
3	−3.1	0.9	2.0	−0.1	−3.8	564.6	566.5	568.0	69	35	28	ENE 1	NW 0	NNW 3	0	2	2	.	
4	3.8	6.8	4.8	5.1	1.5	568.8	569.4	570.1	79	78	83	N 3	WSW 2	NNW 1	3	3	1	.	≡ $7^1/_2$, 14–$15^1/_2$ m.U.
5	4.3	8.6	5.0	6.0	2.5	570.0	570.4	570.6	82	86	94	NNW 2	WNW 1	WNW 2	2	10	7	11.1	● 20–$20^3/_4$, ≡ $8^3/_4$–$13^3/_4$ m.U.
6	4.2	7.8	6.5	6.2	2.8	569.4	570.2	570.4	97	81	98	W 2	W 2	WNW 3	10	8	1	.	≡ $8^1/_2$–11 m.U.
7	6.6	10.1	8.0	8.2	4.9	570.6	571.6	570.8	57	70	57	WNW 2	W 2	NW 2	10	7	0	.	
8	8.8	**13.0**	10.6	10.8	7.6	569.4	569.3	568.3	42	37	9	WNW 2	WSW 1	NNW 2	1	2	0	.	
9	10.8	11.8	7.3	10.0	6.9	567.1	567.0	566.1	15	68	100	NNE 1	SSE 1	SSW 1	6	10	10≡	**55.3**	● $20^3/_4$-n, ⋉ $19^1/_2$-n, ≡ 17-n m.U.
10	2.6	0.2	0.0	0.9	−2.1	565.2	566.1	566.5	100	100	100	NNE 1	NNW 2	NE 1	10≡●	10≡*	10≡*	41.4	● n-9, ✳ 9-n, ≡ n-n
11	2.1	6.1	3.4	3.9	1.0	565.8	566.8	567.4	100	45	100	E 2	ESE 1	SSE 1	10≡	1	0	.	≡ n-9, 16–21
12	4.9	7.4	6.0	6.1	3.3	567.4	568.5	568.7	50	43	61	SSE 1	SSE 1	ENE 1	1	2	1	.	
13	5.9	8.4	5.2	6.5	3.8	568.2	568.6	568.6	61	59	93	ESE 1	SW 0	SE 0	9	10	10	.	≡ $15^1/_2$–18 m.U., ⊕ p
14	4.4	8.4	5.2	6.0	3.4	568.1	568.5	568.4	98	73	75	W 1	WSW 1	SW 1	10	10	1	.	● $14^1/_4$
15	6.4	9.0	5.6	7.0	4.5	567.6	567.9	567.8	46	75	87	E 0	SSW 1	W 0	0	9	0	.	
16	5.2	7.5	4.1	5.6	3.2	568.3	568.9	569.5	91	81	100	WNW 1	S 0	NNE 1	9	10	10	6.4	●△ $11^1/_4$–$11^3/_4$, ● $18^1/_4$–$18^3/_4$, [≡ $9^1/_2$–$12^1/_2$, $17^1/_2$–$20^3/_4$
17	3.9	9.3	5.2	6.1	3.8	569.4	570.3	570.9	76	63	70	WNW 2	W 1	NNW 2	3	10	0	.	
18	6.0	10.4	6.2	7.5	5.3	570.2	569.7	568.5	30	55	70	NW 0	W 1	W 1	1	2	2	.	
19	5.6	7.7	2.0	5.1	3.1	566.3	566.0	564.5	44	77	100	WSW 1	SSW 1	WNW 3	1	10≡	10≡	14.6	● 17-n, ● $19^3/_4$-21, ≡ 12-n
20	−1.8	3.4	0.6	0.7	−1.2	563.3	563.4	563.6	89	58	100	W 2	WSW 2	WNW 2	9	3	10≡	1.2	≡ 14–17, $19^3/_4$–n m.U., ⊕ a
21	1.4	3.6	1.2	2.1	0.3	564.4	565.1	566.0	100	100	100	W 2	W 1	WNW 1	10≡	10≡	10≡	7.3	● fr., p–n, ● $17^3/_4$-20, ≡ n-n
22	−1.5	4.2	1.4	1.2	−0.5	566.1	566.5	566.0	98	68	98	WNW 1	WSW 2	W 2	3	10	10≡	0.1	≡ 10–n m.U.
23	1.0	3.7	3.0	2.6	1.0	564.6	565.4	565.5	59	52	83	WNW 3	W 3	W 3	9	10	10≡	0.6	● n, ≡ n–$6^1/_2$, $16^1/_4$–n
24	2.7	7.6	4.8	5.0	3.5	565.1	565.4	565.2	81	42	83	W 3	SW 1	W 2	10	10	10≡	3.0	● n, 20–$21^3/_4$, ≡ n–6, $19^1/_2$-n
25	3.3	7.2	3.4	4.6	3.2	565.6	567.1	568.1	100	62	100	W 3	WSW 2	WNW 2	10≡	10≡	10≡	13.7	● n-6, ● $15^1/_2$, $16^1/_2$-20, ≡ n-n
26	3.4	7.1	4.2	4.9	3.6	568.3	569.5	570.4	42	47	61	W 2	WSW 1	WNW 2	3	1	0	.	⊕ a
27	4.0	9.0	6.6	6.5	5.3	571.7	572.9	**573.3**	91	50	56	WNW 2	WSW 2	WSW 1	10≡	1	1	.	≡ $7^1/_4$-9
28	8.8	9.8	9.0	9.2	8.2	572.9	572.8	572.0	19	22	27	NE 0	S 2	SW 2	1	1	0	.	
29	8.3	11.2	7.1	8.9	8.0	571.0	571.3	571.6	**8**	18	26	SSW 1	SW 1	W 1	0	0	0	.	
30	4.4	8.1	4.6	5.7	4.9	571.8	571.3	570.8	52	63	95	NE 1	SW 1	WNW 1	2	6	0	.	≡ 15–18 m.U.
Mittel	3.7	6.9	4.2	4.9	—	567.2	567.7	567.9	69	63	78				5.8	6.5	4.9	Summe 175.5	*) ≡ n–$9^1/_2$, 14–n, ⋁ fr.

September 1934.
Beobachter: Frl. *F. Lombardi.*

St. Gotthard (Hospiz).

$\lambda = 8^\circ 34'$, $\beta = 46^\circ 33'$,
$Hb = 2102.9^m$, $G = -0.14\,^m/_m$.

1	−1.2	1.6	−1.2	−0.3	−6.8	586.3	**585.4**	586.1	98	75	98	N 2	NW 1	NW 1	6	8	10≡	6.7	✳ $18^1/_2$–n, ≡ 16-n
2	−1.4	0.2	−0.3	−0.5	−6.9	587.4	589.4	591.4	89	80	97	N 2	N 1	N 0	7≡	6	10≡	0.9	✳ $19^1/_4$–$19^3/_4$
3	**−1.6**	3.4	3.0	1.6	−4.7	592.6	594.2	595.9	81	45	71	N 3	N 2	N 2	0	0	0	.	
4	4.5	11.6	6.8	7.6	1.4	597.0	597.6	597.8	63	55	70	N 1	N 2	N 1	0	0	0	.	
5	7.0	9.8	5.7	7.5	1.4	598.1	598.1	597.9	69	52	81	N 1	N 1	N 1	0	5	8	2.3	● ⋉ $17^1/_4$, $20^1/_4$-21
6	6.3	12.0	8.6	9.0	3.0	597.8	598.6	599.4	79	46	75	N 1	N 1	N 0	1	3	0	.	
7	8.8	14.1	8.0	10.3	4.4	599.0	599.4	598.6	51	42	60	N 1	N 1	N 0	0	0	0	.	
8	10.0	**16.0**	11.0	12.3	6.5	597.9	597.4	597.2	48	**40**	57	N 0	N 1	N 0	0	2	0	.	
9	11.2	14.0	8.0	11.1	5.4	594.6	594.1	594.5	45	60	81	N 0	N 0	N 2	0	5	10●≡	**21.7**	● ⋉ $20^1/_2$-21, ▲ $20^3/_4$, [$18^3/_4$-n
10	5.0	2.2	2.0	3.1	−2.4	594.3	593.9	594.8	95	95	80	N 2	N 2	N 2	10≡	10≡	10≡	0.5	≡ n-n
11	2.4	10.4	5.6	6.1	0.7	595.0	594.9	595.8	75	60	80	N 1	NE 1	N 1	0	5	0	.	
12	6.4	11.0	6.0	7.8	2.5	595.8	596.5	598.0	65	65	75	NE 0	SE 1	SE 0	6	8	0	.	≡ abds. zeitw.
13	6.4	12.0	6.8	8.4	3.2	596.9	596.9	597.0	70	70	73	N 1	SE 1	SE 1	5	8	10≡	13.5	● $15^1/_4$–$17^1/_2$, ≡ 20-n
14	6.0	11.4	7.4	8.3	3.2	596.8	596.6	596.5	80	70	74	SE 1	SE 1	SE 0	10	5	10●≡	19.0	● ⋉ $20^1/_4$-n
15	5.2	7.5	6.6	6.4	1.4	595.9	596.6	596.7	73	75	78	S 0	S 1	S 0	2	10●	10	7.8	● $11^1/_4$–$14^1/_2$
16	6.0	12.2	6.0	8.1	3.2	596.9	596.7	597.6	65	70	85	SE 0	SE 1	SE 0	5	8	10	1.4	● abds. zeitw.
17	6.6	11.0	7.6	8.4	3.7	597.7	598.6	599.8	83	70	71	SE 0	SE 0	SE 0	10	10	0	.	
18	7.2	9.8	7.6	8.2	3.6	598.8	598.2	597.5	60	69	78	SE 0	S 1	SE 1	0	10	10≡	9.5	● 14–$14^3/_4$, ≡ 17-n
19	6.0	8.2	5.0	6.4	1.9	596.3	594.8	594.0	65	71	83	SE 1	SE 1	SE 1	10	10	10≡	8.3	● zeitw., ≡ 16-n
20	2.2	7.0	4.0	4.4	0.0	592.1	591.9	592.1	98	63	89	N 2	N 1	S 0	8≡	6	8	.	
21	3.1	6.2	3.4	4.2	0.0	591.9	593.0	593.3	75	78	98	N 1	N 1	N 2	1	10	10≡	.	≡ 16-n
22	2.6	7.2	4.0	4.6	0.5	595.1	594.9	594.9	88	55	83	N 1	N 1	N 0	8≡	2	5	.	
23	4.2	7.0	6.0	5.7	1.7	594.1	593.7	594.9	85	70	75	N 0	N 0	N 0	8	6	4	.	
24	4.4	6.2	7.0	5.9	2.0	594.0	593.7	593.8	80	69	75	N 0	N 1	N 0	0	2	10	.	
25	5.0	10.5	6.2	7.2	3.5	594.7	594.8	596.6	80	70	85	SE 0	SE 0	SE 0	0	7	10≡	.	≡ 20-n
26	6.0	10.0	7.0	7.7	4.1	597.9	597.7	599.6	65	68	70	NE 0	NE 0	N 0	0	6	3	.	
27	6.0	12.4	7.0	8.5	5.0	599.9	601.4	601.8	58	56	65	N 1	NE 0	N 0	0	0	0	.	
28	6.0	12.0	7.6	8.5	5.2	**601.9**	601.7	601.6	60	58	63	N 0	S 1	S 1	0	0	0	.	
29	5.4	12.0	6.0	7.8	4.7	600.9	599.9	600.8	60	55	63	S 0	S 1	S 0	0	0	0	.	
30	5.0	10.0	6.2	7.1	4.1	600.2	600.4	599.9	72	45	70	N 2	S 1	S 0	0	0	0	.	
Mittel	5.0	9.3	5.8	6.7	—	595.9	596.0	596.5	73	63	77				3.2	5.1	5.3	Summe 91.6	

$\lambda = 7^{\circ}\,26'$, $\beta = 46^{\circ}\,57'$,
$Hb = 572.2^{m}$, $G = 0.05$ ‰.

Bern.

Oktober 1934.
Beobachter: *Tellur. Observatorium.*

Tag	Lufttemperatur					Luftdruck			Relative Feuchtigkeit			Windrichtung und Stärke			Bewölkung			Niederschlag	Witterung
	7^{30}	13^{30}	21^{30}	Mittel	Abweich. vom Normalst.	7^{30}	13^{30}	21^{30}	7^{30}	13^{30}	21^{30}	7^{30}	13^{30}	21^{30}	7^{30}	13^{30}	21^{30}		
1	10.6	**20.6**	14.4	15.2	4.5	716.9	715.8	714.8	90	59	85	SE 1	SW 1	SE 1	3	0	0	.	△ fr.
2	11.2	20.4	16.1	15.9	5.3	713.3	711.2	709.7	90	61	87	SE 1	N 1	SW 0	0	0	10	4.3	● 21⅝–24 m.U., △ fr.
3	14.2	15.0	12.0	13.7	3.3	708.6	708.1	707.0	94	86	90	SW 0	SW 1	SE 0	9	10	4	1.9	● 12–18½ zeitw.
4	10.0	13.4	10.9	11.4	1.2	704.1	704.8	706.3	92	83	89	SE 0	W 1	WSW 2	9	10	10●	6.5	● 12–23½ zeitw., ≡ n–7 :
5	9.5	11.4	9.0	10.0	−0.1	707.3	710.4	713.9	88	78	81	SE 0	SW 2	NW 1	3	8	3	21.8	● 11¼–16¾ zeitw., 32⅛-n, ⊼ 11½
6	6.9	8.8	7.4	7.7	−2.2	718.6	721.1	724.1	89	83	84	SW 1	S 0	SE 1	7	7	2	6.4	● 0–16½ zeitw.
7	5.2	11.4	7.3	8.0	−1.7	**724.2**	723.7	723.0	92	78	83	NE 0	NE 1	NE 1	9	0	0	.	△ fr.
8	2.6	10.7	7.0	6.8	−2.7	721.3	719.2	718.3	91	79	87	SE 0	NE 1	NE 0	5≡	0	0	.	≡ n–7⅝, ⌣ fr.
9	3.6	10.2	8.8	7.5	−1.8	716.9	716.4	718.7	93	87	90	S 0	NW 0	S 0	10≡	10●	9	3.8	● 12½–17⅝, ≡ n–8, △ fr.
10	6.3	10.0	6.2	7.5	−1.6	719.7	720.8	721.9	96	55	73	SE 1	NE 1	SE 0	10	1	9	.	● 5⅜–7
11	4.0	12.9	7.2	8.0	−1.0	721.5	721.3	721.9	86	**48**	80	SE 1	NE 1	NE 0	1	8	0	.	
12	3.6	14.0	9.0	8.9	0.1	721.6	721.3	721.4	90	67	87	SE 0	NE 1	S 0	0	2	0	0.0	△ fr.
13	6.8	13.8	10.1	10.2	1.6	721.0	719.9	719.5	90	70	85	SE 0	NE 0	NE 0	10	0	8	.	●° fr.
14	6.8	15.4	13.3	11.8	3.4	718.4	715.6	712.8	93	70	75	SW 0	W 1	WNW 1	10≡	9	10	.	≡ 7–8, △ fr.
15	12.0	10.8	3.0	8.6	0.4	706.0	**701.7**	703.7	74	87	89	WSW 3	WSW 3	W 0	10	10●	6	**22.7**	● 8⅜–19⅝, 23–24
16	1.8	2.2	2.6	2.2	−5.8	705.6	708.3	711.5	89	90	90	SW 0	S 0	S 0	10	10●	10	3.1	✳ 8¼–12, ● 12–16½ m.U.
17	2.8	6.6	4.4	4.6	−3.3	712.5	712.1	711.3	89	77	78	W 1	W 1	WSW 2	8	8	10	5.6	● 9¼–10⅝, 15¼–15⅝, △sch. 15
18	3.7	7.5	2.7	4.6	−3.1	711.4	713.4	715.6	90	66	86	W 1	NW 0	S 0	10	5	0	0.2	● 0½–6⅝, 8⅜–9¼
19	2.0	9.0	7.8	6.3	−1.2	716.0	715.5	715.6	89	59	83	SE 0	W 0	SE 0	9	8	10	0.0	● 7⅜–8
20	6.5	11.3	8.4	8.7	1.4	715.4	715.5	716.1	87	64	81	SE 0	NE 1	NE 0	10	7	10	.	
21	2.2	10.0	4.9	5.7	−1.4	715.4	714.5	714.2	93	76	86	NE 0	NE 1	SW 0	10≡	0	0	.	≡ n–8, ⌣ fr.
22	1.2	8.2	5.2	4.9	−2.1	713.3	712.5	712.6	93	87	91	S 0	NNE 0	SE 0	2≡	4	10≡	.	≡ n–8⅝, 20⅜–n, ⌣ fr.
23	2.8	10.0	7.6	6.8	0.0	712.5	712.9	714.3	93	84	87	SW 0	W 1	N 0	10≡	10	10	.	≡ n–11, △ fr.
24	3.8	12.0	7.5	7.8	1.2	715.9	715.4	715.9	97	75	87	S 0	NE 1	N 0	10≡	0	0	.	≡ n–7⅜, △ fr.
25	2.8	14.0	7.8	8.2	1.7	716.2	715.1	715.7	91	65	84	S 0	ENE 1	S 0	0	0	0	.	△ fr.
26	4.0	12.7	8.1	8.3	2.0	717.4	717.2	718.4	89	80	87	SE 0	NE 0	S 0	0	0	5	.	△ fr.
27	6.4	14.0	8.4	9.6	3.5	717.9	717.1	716.5	86	60	83	S 0	E 0	S 0	7	1	0	.	△ fr.
28	4.7	15.0	9.0	9.6	3.7	715.5	713.8	713.4	89	60	83	S 1	W 0	S 1	0	0	0	.	△ fr.
29	4.8	11.4	9.0	8.4	2.7	712.5	711.4	711.2	90	81	90	S 0	S 0	NW 1	9	10	10	1.8	● 13⅜–18½ m.U., △ fr.
30	8.2	11.4	7.4	9.0	3.4	710.6	709.4	708.3	82	65	83	S 0	N 1	SW 0	10	10	0	.	
31	6.5	12.5	3.8	7.6	2.2	704.6	702.8	709.5	88	72	90	SE 1	WSW 2	SW 0	8	10	4	13.9	● 16–19½
Mittel	5.7	11.8	8.0	8.5	—	714.6	714.1	714.8	90	72	85				6.7	5.1	4.8	Summe 92.0	

$\lambda = 6^{\circ}\,57'$, $\beta = 47^{\circ}\,0'$,
$Hb = 487.3^{m}$, $G = 0.06$ ‰.

Neuchâtel.

Oktober 1934.
Beobachter: *Observatorium.*

1	11.8	**22.3**	15.4	16.5	4.5	724.5	723.2	722.1	97	61	85	NE 1	S 1	NE 1	7	1	0	.	
2	13.2	**22.3**	15.4	17.0	5.1	720.8	718.6	717.0	98	61	87	NE 1	S 0	W 0	6	1	6	.	
3	16.4	16.9	13.6	15.6	3.9	715.7	715.1	714.6	75	62	87	SW 2	SW 2	SW 1	9	10	8	0.4	●° 14–n
4	11.6	12.4	11.0	11.7	0.2	711.7	712.5	713.8	98	95	96	NE 1	SW 0	NW 1	8	10●	10●	**27.0**	● 10⅜–n m.U.
5	11.6	14.6	10.3	12.2	0.8	715.1	717.5	721.7	69	68	73	SW 3	SW 2	SW 2	8	8	10	7.0	● n–n m.U.
6	8.0	12.6	8.2	9.6	−1.6	726.5	728.5	731.8	83	71	90	NW 1	W 1	NE 1	8	10	8	0.8	● n–a m.U.
7	7.7	15.2	10.9	11.3	0.3	**732.0**	731.2	730.7	91	**53**	62	NE 1	E 1	E 2	10	4	0	.	
8	7.4	15.0	9.2	10.5	−0.4	729.0	726.7	725.9	86	66	89	E 1	E 2	E 1	0	0	0	.	
9	7.4	10.5	8.7	8.9	−1.8	724.5	724.1	726.2	100	93	100	E 0	E 0	N 0	10	10●	9	0.8	●sch. 10⅜, ●p m.U.
10	7.9	13.7	9.2	10.3	−0.2	727.3	728.8	729.6	66	54	57	NW 2	E 1	NE 2	2	4	2	.	
11	5.9	13.8	10.6	10.1	−0.2	729.5	728.9	729.5	87	60	67	NE 0	E 1	NE 2	5	9	0	.	
12	6.1	17.9	11.0	11.7	1.5	729.6	728.9	728.9	98	63	90	NE 1	SE 1	NE 0	2	1	0	.	
13	9.2	16.8	10.5	12.2	2.2	728.6	727.2	727.2	97	62	86	NE 0	E 0	NE 0	8	0	8	.	≡ 19½–n m.U.
14	7.6	16.0	14.1	12.6	2.8	726.0	723.3	720.4	95	71	71	NE 0	SW 2	W 2	1	7	9	0.7	
15	10.2	8.1	3.8	7.4	−2.2	714.0	**709.9**	711.6	93	89	81	SW 3	W 2	W 0	10●	10●	8	25.8	● n–n m.U,
16	2.2	2.9	3.6	2.9	−6.6	713.5	715.9	719.2	86	97	93	NW 1	W 1	NW 1	10	10●	10●	7.2	✳fl. 7⅝–12
17	4.0	7.0	5.5	5.5	−3.8	720.3	719.6	718.8	89	72	71	W 1	W 2	W 2	9	8	10	5.7	●sch. a
18	3.8	8.6	3.0	5.1	−4.0	719.3	721.3	723.2	95	63	90	W 2	NW 2	NW 1	10●	2	2	0.2	
19	3.8	9.7	8.0	7.2	−1.7	723.7	723.3	723.3	95	76	89	E 0	SE 1	NE 0	10	7	10	.	
20	7.2	11.9	9.1	9.4	0.7	723.2	723.1	723.7	93	68	75	NE 0	E 0	NE 0	10	8	9	.	
21	3.4	13.7	6.4	7.8	−0.8	723.3	722.4	722.0	98	65	88	E 0	E 1	E 0	8	0	0	.	
22	4.6	11.0	5.2	6.9	−1.5	721.2	720.1	719.9	100	78	98	N 0	SE 1	E 0	10	7	3	.	
23	6.2	9.0	7.8	7.7	−0.5	720.3	720.6	722.1	100	91	97	NE 0	SW 1	E 0	10≡	10	10	.	≡ n–11½
24	7.8	11.5	6.9	8.7	0.7	723.3	723.1	723.4	95	84	91	N 0	SW 1	N 0	10	6	3	.	
25	6.0	8.7	7.2	7.3	−0.6	723.9	722.9	723.3	98	93	98	NE 0	SE 0	N 0	9	10	0	.	≡ 10½–14
26	6.1	13.3	8.8	9.4	1.7	725.3	725.0	726.0	100	79	98	E 0	S 1	SW 1	10≡	2	6	0.2	≡ n–11¼
27	7.1	13.3	8.4	9.6	2.1	725.7	724.8	724.2	100	84	97	NE 0	SE 0	N 0	10	1	0	.	≡ n–12
28	6.3	15.7	10.8	10.9	3.6	723.1	721.5	720.8	100	71	85	NE 0	S 0	W 1	10≡	1	0	.	≡ n–11½
29	6.8	10.2	9.7	8.9	1.8	720.1	719.0	718.5	100	94	70	NE 0	SW 0	W 3	10≡	10●	10	4.4	● 13–16½, ≡ n–10½
30	6.3	12.2	7.4	8.6	1.7	718.1	716.6	715.7	87	67	87	W 1	SE 0	W 0	6	8	7	.	
31	9.6	10.4	3.7	7.9	1.2	711.9	710.8	717.0	79	93	82	SW 1	SW 3	W 1	8	10●	0	15.4	● 9–abds. m.U.
Mittel	7.5	12.8	8.8	9.7	—	722.3	721.7	722.3	92	74	85				7.9	6.0	5.1	Summe 95.6	

Oktober 1934.
Beobachter: Frl. *H. Nager.*

Altdorf.

$\lambda = 8^{\circ}\,39'$, $\beta = 46^{\circ}\,53'$,
$H_b = 456.3^{m}$, $G = 0.05$ ‰.

Tag	Lufttemperatur					Luftdruck			Relative Feuchtigkeit			Windrichtung und Stärke			Bewölkung			Niederschlag	Witterung
	7^{30}	13^{30}	21^{30}	Mittel	Abweich. vom Normalst.	7^{30}	13^{30}	21^{30}	7^{30}	13^{30}	21^{30}	7^{30}	13^{30}	21^{30}	7^{30}	13^{30}	21^{30}		
1	10.3	20.0	14.3	14.9	2.9	726.9	725.2	724.8	91	47	83	E o	NW o	NE o	1	0	0	.	
2	10.5	20.1	14.3	15.0	3.2	723.4	720.4	719.8	95	52	75	S o	NW o	NW o	0	2	2	.	
3	12.9	**21.0**	13.7	15.9	4.2	718.5	716.6	717.1	74	**30**	87	S o	SE 2–3	NWo–1	3	8	10	.	
4	11.0	18.4	13.4	14.3	2.8	713.3	713.7	715.2	95	50	97	W o	NWo–1	NE o	4	8	10	5.7	● $15^{3}/_{4}$–n zeitw.
5	9.9	14.1	9.8	11.3	−0.1	718.1	719.1	724.2	93	55	95	SE o	NWo–1	NW o	7	7	10	10.3	● $15^{1}/_{2}$
6	8.5	13.4	8.2	10.0	−1.2	728.8	730.4	**735.0**	94	50	84	SE o	SE o	NW o	10●	7	10	0.8	● a
7	6.7	13.3	6.8	8.9	−2.1	734.7	733.6	734.2	94	49	87	S o	NW o	SE o	8	3	0	.	
8	3.0	11.7	8.5	7.7	−3.2	731.9	729.2	728.9	94	52	93	E o	NW o	NW o	0	2	7	.	
9	5.8	13.9	7.3	9.0	−1.7	726.7	726.0	727.4	96	62	91	E o	NW o	NWo–1	5	7	10●	9.9	● abds.
10	6.2	10.4	7.0	7.9	−2.6	730.4	731.2	732.8	90	47	83	NW1–2	NW o	NW o	10●	7	10	0.6	● a
11	3.6	12.4	8.4	8.1	−2 3	732.9	731.7	732.6	91	45	92	SE o	NW o	NE o	0	10	3	.	
12	4.2	13.2	8.2	8.5	−1.7	732.2	731.5	732.0	96	56	97	NW o	NW o	NW o	0	2	0	.	
13	7.8	15.1	12.7	11.9	1.9	731.8	731.0	729.9	94	50	94	E o	S o	NW o	8	3	2	.	
14	10.0	15.3	11.2	12.2	2.3	728.5	725.3	721.5	94	52	92	SE o	NW o	NW o	8	7	10	1.6	
15	11.5	11.3	4.1	9.0	−0.7	714.8	**710.8**	713.8	94	97	75	SE o	S o–1	NW1–2	10●	10●	10●	**22.7**	● n–n
16	4.3	4.4	4.2	4.3	−5.3	716.0	718.3	721.9	56	75	95	S o	NW o	SE o	7	10●	10	3.6	● seit 13
17	4.2	7.6	5.5	5.8	−3.6	722.3	721.7	720.9	95	54	93	E o	NW o	NW o	10	10	10●	16.5	● lll
18	3.7	8.7	2.7	5.0	−4.3	721.1	723.3	726.1	96	54	78	S o	W o	NE o	10●	7	0	0.6	● a
19	**0.9**	11.0	6.2	6.0	−3.1	726.4	725.1	726.5	80	40	73	SE o	NW o	SE o	0	3	7	.	
20	4.7	11.3	5.5	7.2	−1.7	726.1	726.0	727.9	84	42	87	S o	NW o	SE o	7	1	2	.	
21	2.7	10.7	4.2	5.9	−2.8	726.4	724.9	725.0	98	58	94	W o	NW o	SW o	0	0	0	.	
22	1.2	11.2	4.3	5.6	−3.0	723.9	721.9	722.8	96	44	90	SW o	NW o	SE o	0	0	0	.	
23	3.4	11.4	7.2	7.3	−1.1	723.0	722.3	724.8	90	50	85	SE o	NW o	NW o	2	8	4	.	
24	4.0	13.2	5.8	7.7	−0.5	725.8	725.3	725.7	93	49	89	SW o	NW o	SE o	3	0	4	.	
25	3.7	13.8	5.5	7.7	+0.3	725.5	725.1	726.0	98	62	94	NE o	NW o	NE o	3	0	0	.	
26	3.2	13.7	6.2	7.7	+0.2	726.7	727.3	729.1	94	47	86	SW o	NW o	SE o	0	0	2	.	
27	5.8	14.0	6.3	8.7	1.0	728.4	727.0	726.8	92	53	88	SW o	NW o	NW o	3	0	2	.	
28	3.7	14.5	6.8	8.3	0.8	726.1	723.8	723.8	95	49	89	W o	NW o	NE o	0	0	0	.	
29	5.6	10.3	8.7	8.2	0.8	723.0	722.1	721.2	98	80	100	SW o	NW o	NW o	10	10	10●	1.9	● 15–n
30	8.7	12.7	7.0	9.5	2.3	720.9	718.5	718.4	98	57	54	E o	NW o	SE o	10	10	10	.	
31	6.3	16.1	4.9	9.1	2.0	714.3	711.3	719.7	95	32	84	W o	E 2	NWo–1	6	7	10●	5.7	● 18–n
																		Summe	
Mittel	6.1	13.2	7.7	9.0	—	724.8	723.9	725.0	92	53	87				4.7	4.8	5.3	79.9	

Oktober 1934.
Beobachter: *Observatorium.*

Genf.

$\lambda = 6^{\circ}\,9'$, $\beta = 46^{\circ}\,12'$,
$H_b = 405.0^{m}$, $G = 0.02$ ‰.

1	11.6	21.9	16.0	16.5	4.0	731.9	730.2	729.2	92	60	84	S o	NE o	NE o	0	0	1	.	
2	12.5	**24.4**	18.5	18.5	6.2	728.1	725.5	724.6	90	**60**	79	W o	SW 1	SSW 1	0	0	3	.	
3	16.2	16.2	15.6	16.0	3.8	723.3	723.0	723.1	79	81	79	SSW o	SSW o	SSW o	10	10	10	0.3	●° $7^{3}/_{4}$–n zeitw.
4	12.4	19.6	12.7	14.9	2.4	719.3	718.6	722.6	87	60	87	E o	SW 1	SSE 1	9	9	10	**15.2**	●sch. p, ● n, ⊤ $14^{3}/_{4}$
5	12.8	15.2	10.2	12.7	0.4	723.3	725.3	729.9	75	68	74	SSW 1	SSW 2	SE o	9	9	1	4.7	●° a zeitw., ● $14^{1}/_{2}$–n
6	8.6	14.0	9.8	10.8	+1.0	734.4	736.2	738.5	87	65	83	S o	SW 1	NNWo	3	5	10	0.1	●° a zeitw.
7	8.0	13.6	11.3	11.0	−0.4	**739.2**	738.2	737.4	89	67	75	SE o	NNE 1	NE 1	9	5	0	.	
8	8.6	13.6	9.5	10.6	−0.9	736.0	733.6	733.4	87	68	79	NNE 1	NNE 1	SE o	2	0	0	.	
9	5.6	12.8	11.7	10.0	−0.6	731.8	731.3	733.6	94	80	93	SE o	NNE o	NE o	2	10	9	0.3	●° 11–n
10	6.4	12.6	10.6	9.9	−0.8	734.6	735.2	735.9	94	**50**	68	S o	NNE 2	NNE 1	1	0	0	.	
11	8.4	14.7	18.8	14.0	1.0	736.0	735.2	735.6	70	54	78	NNE 1	NNE 2	NNE 1	0	0	1	.	
12	5.6	15.7	11.0	10.8	0.3	736.7	736.1	736.0	91	65	80	S o	NNE 1	E o	0	1	0	.	
13	7.1	16.0	11.2	11.4	1.0	736.2	734.4	734.1	94	67	85	SE o	NNE o	NW o	9	0	0	.	
14	6.3	15.5	13.0	11.6	1.8	733.7	731.5	729.6	95	67	77	SSW o	SW 1	SSW 1	0	8	2	.	
15	13.0	12.2	6.5	10.6	−0.5	723.7	**718.3**	720.2	70	87	71	SSW 1	SSW 2	NNE o	10	10	10	9.5	● 9–n m.U.
16	3.0	5.0	4.0	4.0	−5.8	721.9	724.1	726.2	83	87	83	SSW o	E o	NE o	10	10	5	0.3	●° ≈, ✳ $8^{1}/_{4}$
17	3.0	9.2	6.4	6.2	−3.4	728.7	727.9	727.6	92	71	74	SSW o	W 1	SSW 1	9	9	10	0.5	●° 11, n
18	4.4	9.4	4.6	6.1	−3.7	727.4	728.4	730.8	90	69	84	SW o	NNE o	NW o	10	1	0	.	
19	2.0	10.4	9.3	7.2	−1.5	731.7	730.4	730.4	89	65	67	WNW o	NE o	NNE o	9	3	10	.	
20	7.8	13.1	9.6	10.2	0.9	730.5	730.3	730.8	86	66	80	E o	NNE 1	NE o	10	6	10	.	
21	3.0	10.8	6.5	6.8	−2.2	730.7	730.0	729.4	93	77	88	NNE o	NNE o	E o	0	0	0	.	
22	**1.6**	12.3	7.5	7.1	+1.5	728.7	727.0	726.5	93	73	90	E o	NNE o	W o	0	6	0	.	
23	3.4	10.6	9.0	7.7	+0.6	727.7	727.7	729.4	93	80	81	W o	NE o	NE o	10	10	2	0.1	≡ n–n
24	5.7	10.9	7.6	8.1	−0.4	730.8	730.3	731.2	100	84	94	SE o	SE o	S o	10	9	2	.	
25	3.4	11.6	7.8	7.6	−0.7	731.5	730.1	730.5	100	80	93	SSE o	NE o	NNE o	10	0	0	.	
26	4.2	14.2	9.0	9.1	1.1	732.9	732.1	733.1	90	80	92	SE o	NNE o	NE o	0	4	0	.	
27	7.2	13.8	9.3	10.1	2.0	733.1	732.0	731.8	93	77	89	E o	NNE o	SE o	10	0	0	.	
28	4.0	17.4	10.4	10.6	2.9	730.8	728.8	728.3	93	57	80	SSE o	NE o	E o	0	0	0	.	● n–n zeitw.
29	10.0	12.2	11.0	11.1	3.6	727.4	726.6	726.8	89	90	92	NE o	NNE o	SSE 1	10	10	9	.	
30	8.1	12.4	9.7	10.1	2.7	725.3	723.8	725.1	89	72	80	SE o	NE o	NW o	9	9	10	.	●° seit 7 zeitw.
31	11.4	13.4	5.6	10.1	1.9	720.3	718.9	725.4	78	69	86	SSW 1	SW 2	SW 1	10	10	9	8.9	● n–n m.U.
																		Summe	
Mittel	7.3	13.7	9.9	10.4	—	729.9	729.1	729.9	88	70	82				5.8	5.0	4.0	39.9	

$\lambda = 8^{\circ}\,33'$, $\beta = 47^{\circ}\,23'$.
$H_b = 493.2^{m}$, $G = 0.08\,{}^{m}/_{m}$.

Zürich.

Oktober 1934.
Beobachter: *Meteorol. Zentralanstalt.*

Tag	Lufttemperatur					Luftdruck			Relative Feuchtigkeit			Windrichtung und Stärke			Bewölkung			Niederschlag	Witterung
	7^{30}	13^{30}	21^{30}	Mittel	Abweich. vom Normalst.	7^{30}	13^{30}	21^{30}	7^{30}	13^{30}	21^{30}	7^{30}	13^{30}	21^{30}	7^{30}	13^{30}	21^{30}		
1	12.1	**24.0**	15.4	17.2	5.7	723.3	722.3	721.4	100	46	97	ESE 0	NNW 1	ESE 1	10≡	3	0	0.0	≡² n-9
2	12.2	23.9	16.7	17.6	6.3	720.0	717.7	716.2	100	47	100	ESE 0	W 1	NNE 1	3●	1	10	1.1	● $20^{5}/_{4}$-$21^{1}/_{4}$, ●° $21^{1}/_{4}$-$22^{1}/_{4}$
3	15.0	18.9	12.9	15.6	4.5	715.1	714.4	713.9	72	57	95	SSE 1	W 3	WNW 0	6	10	0	0.0	●tr. $20^{3}/_{4}$-21
4	13.1	16.2	12.8	14.0	3.0	710.7	711.3	712.3	93	66	71	WNW 1	WNW 2	SSW 3	7	9	10	8.5	●° p ziw., ● $15^{3}/_{4}$-$18^{1}/_{2}$, $20^{1}/_{2}$-$24^{3}/_{4}$
5	11.9	11.7	10.7	11.4	0.6	714.4	716.7	720.5	67	71	59	SW 1	NNW 1	W 3	6	9	1	16.1	● $12^{1}/_{2}$-18 m.U., ●² ▲ 16, ⊼ $15^{3}/_{4}$-$[16^{1}/_{4}$
6	7.8	8.5	7.2	7.8	−2.8	725.3	727.7	731.3	86	94	100	WSW 2	NNW 0	SSE 2	10	10●	9	7.6	● 24-$8^{1}/_{2}$, $11^{3}/_{4}$-$18^{3}/_{4}$
7	6.1	15.4	7.5	9.7	−0.7	**731.8**	730.8	730.4	100	53	96	SE 0	NE 1	NE 1	9	1	0	0.0	△ fr.
8	5.0	14.1	9.6	9.6	−0.6	728.5	726.3	725.1	100	62	89	ENE 0	ENE 2	NNE 0	8	2	10	.	
9	6.9	12.2	9.2	9.4	−0.6	723.4	723.1	725.1	96	74	97	N 0	NW 1	WNW 0	8	10●	10	6.3	●° $13^{1}/_{4}$-14, ● 14-$18^{1}/_{4}$, $23^{3}/_{4}$-$24^{1}/_{4}$
10	6.9	11.4	7.5	8.6	−1.3	727.1	728.3	729.1	98	**40**	86	SSE 0	NW 2	ESE 0	10●	4	10	.	● $4^{3}/_{4}$-$6^{1}/_{2}$
11	3.5	14.5	9.1	9.0	−0.7	729.1	728.4	728.9	100	46	81	NE 0	W 1	NNW 0	4	8	10	0.0	
12	5.2	17.1	10.2	10.8	−1.3	728.9	727.8	727.8	49	56	93	NE 0	SW 2	ESE 1	1	3	1	0.0	
13	10.8	15.2	11.5	12.5	−3.2	727.7	726.7	726.8	90	54	76	SE 0	NW 3	NNW 1	9	9	10	.	
14	10.7	14.6	11.6	12.3	−3.2	724.6	721.8	718.0	84	63	87	WNW 0	W 1	WNW 2	10	10	10	1.4	● 21, $22^{1}/_{2}$-$23^{1}/_{2}$
15	11.3	8.6	**2.4**	7.4	−1.6	711.4	**708.0**	710.3	75	85	91	W 5	NW 6	SSW 2	10	10	9*	**32.2**	● 6-$17^{1}/_{2}$, ✳ 16, $17^{1}/_{2}$-22
16	3.5	**2.4**	3.8	3.2	−5.6	712.5	714.7	718.2	70	90	78	NW 2	W 1	SW 0	10●*	10*	10	6.1	✳ 3-$14^{1}/_{4}$ m.U., ● a, 23-$24^{3}/_{4}$
17	4.4	6.0	4.8	5.1	−3.5	719.0	718.0	717.0	80	72	71	W 1	NW 1	SW 3	9	10	10●	9.0	● $10^{3}/_{4}$-$15^{3}/_{4}$, $21^{1}/_{2}$-n, △ $13^{3}/_{4}$-$[14^{3}/_{4}$
18	3.1	9.8	3.4	5.4	−3.1	718.6	720.4	722.1	93	46	95	NW 0	WSW 1	WNW 0	10	4	8	0.1	● n-7
19	4.7	7.8	7.2	6.6	−1.7	722.2	722.3	722.9	75	71	89	W 0	NE 0	SSW 0	10	10	10	0.1	●° n, $12^{1}/_{4}$-15
20	7.6	13.7	8.2	9.8	1.7	722.5	722.2	723.1	94	51	87	SE 0	W 1	S 0	10	4	10	0.1	
21	**2.4**	12.5	5.6	6.8	−1.1	723.2	721.6	721.2	100	55	96	NE 0	ENE 1	NE 0	9≡	0	0	0.1	●°≡ n-10
22	4.6	13.4	6.0	8.0	0.3	720.2	719.0	719.3	100	59	97	NNE 0	WNW 2	NW 0	10≡	1	3	0.1	●°≡ n-10
23	4.2	12.8	8.2	8.4	0.9	719.5	719.5	721.1	99	64	95	NW 0	NW 1	NNW 0	10≡	7	9	0.0	●°≡ n-10
24	5.4	16.3	8.1	9.9	2.6	722.6	722.2	722.5	100	51	98	E 0	NNW 2	NNE 0	5≡	3	0	0.1	≡ n-8
25	5.4	15.2	8.4	9.7	2.6	722.8	721.8	722.3	100	55	94	ENE 0	SE 0	SSW 1	10≡	3	0	0.1	≡² n-11
26	5.3	17.2	9.0	10.5	3.5	724.2	723.8	724.8	100	53	96	SE 0	WNW 1	SSE 1	2≡	2	5	0.0	
27	7.5	17.2	9.5	11.4	4.6	724.8	723.8	722.8	91	44	83	SE 1	SSW 1	SSE 0	6	3	0	.	
28	7.0	18.2	11.0	12.1	5.5	722.0	720.5	720.4	94	45	87	SE 1	WNW 0	WNW 1	3	1	10	.	
29	9.2	9.2	8.1	8.8	2.4	719.2	718.4	717.9	88	81	95	SSE 1	NW 1	NW 2	10	10	10●	5.3	
30	7.8	13.0	7.0	9.3	3.1	717.4	715.6	714.7	91	55	93	WSW 0	SSE 0	SSW 0	10	9	6	0.0	
31	7.8	13.0	4.0	8.3	2.3	711.3	709.0	716.0	88	60	85	SE 0	S 1	WSW 2	6	10	10	7.9	
																		Summe	
Mittel	7.4	13.7	8.6	9.9	—	721.4	720.8	721.4	90	60	89				7.8	6.0	6.5	102.2	

$\lambda = 8^{\circ}\,30'$, $\beta = 47^{\circ}\,3'$.
$H_b = 1787.3^{m}$, $G = -0.11\,{}^{m}/_{m}$.

Rigi-Kulm.

Oktober 1934.
Beobachter: *J. Steiner.*

1	9.4	12.0	10.6	10.7	5.7	620.5	620.3	619.5	58	59	55	W 1	NW 1	W 1	2	1	0	.	
2	9.8	**13.4**	10.6	11.3	6.4	617.6	616.3	615.3	67	58	66	W 1	S 1	W 1	2	1	4	.	
3	7.5	11.4	8.3	9.1	4.3	613.2	612.3	611.9	69	62	76	S 1	S 1	W 1	3	10	5	.	
4	8.2	6.6	4.2	6.3	1.7	610.2	609.3	609.4	54	100	100	SE 1	NE 1	W 2	2	10≡	10●	16.5	● 14-n zeitw.
5	1.8	2.1	1.2	1.7	−2.8	610.4	612.0	615.2	96	100	77	W 3	NW 3	W 3-4	7	10≡	6	23.8	△sch. 13, 14, ✳ 17-n
6	−1.4	−0.3	−0.1	−0.6	−3.8	618.4	620.6	623.8	100	100	100	W 3	W 2	W 1	10*	10≡	4	9.3	✳
7	−1.2	3.0	1.8	1.2	−3.0	624.1	**624.3**	624.2	82	38	52	E 1	SE 1	E 0	9	0	0	.	✳
8	5.5	8.2	6.0	6.6	2.6	621.9	620.6	619.9	32	**25**	34	E 1	SE 1	E 1	0	1	0	.	✳
9	4.2	6.0	4.0	4.7	0.8	617.9	618.2	619.4	60	67	100	W 2	W 1	W 1	3	10	10≡	24.5	●° $15^{1}/_{2}$-n zeitw.
10	−2.3	−0.6	−1.2	−1.4	−5.1	619.3	620.8	622.0	100	96	82	E 2	NE 1	E 1	10*	4	6	2.5	✳
11	2.2	6.5	5.2	4.6	1.0	621.9	622.6	623.3	36	**25**	90	ESE 1	E 0	E 1	3	7	2	.	
12	4.0	8.3	5.2	5.8	2.4	622.7	623.3	623.3	74	62	92	E 1	S 0	W 1	0	1	5	.	
13	3.6	8.0	3.8	5.1	1.8	622.2	621.7	621.4	100	49	98	NW 1	W 1	W 0	10≡	2	10≡	0.1	≡ n-9, 17-n
14	4.4	8.2	5.6	6.1	3.0	619.5	617.6	614.7	84	58	80	W 2	W 2	W 3	7	10	10	0.1	
15	3.0	0.3	−5.6	−0.8	−3.8	607.8	604.2	**603.8**	98	100	100	W 3	E 1	W 3	10	10*	10*	**36.8**	✳ △ $13^{1}/_{2}$-n
16	**−7.0**	−5.6	−5.0	−5.9	−8.7	605.5	607.4	611.0	100	100	100	W 1	NW 1	W 0	10	10*	10≡	8.0	✳ seit 8 ✳
17	−4.6	−4.4	−5.0	−4.7	−7.4	611.9	611.3	610.0	100	100	100	SW 1	W 2	W 2	10≡	10≡	10*	19.3	✳ zeitw. ✳
18	−4.4	−1.9	−4.4	−3.6	−6.1	611.0	613.4	615.1	100	100	98	W 2	W 1	W 1	10*	6	0	1.2	✳° n-9 ✳
19	−2.1	0.4	−0.3	−0.7	−3.0	615.8	616.7	616.9	50	65	100	W 2	W 1	W 1	10	8	10≡	.	✳
20	−0.5	1.6	−0.2	0.3	−1.9	616.2	616.5	617.3	82	72	90	W 1	SE 1	E 1	10	9	10	.	✳
21	−0.8	4.5	3.6	2.4	0.4	616.4	616.1	615.9	93	52	52	E 1	E 1	SE 1	0	0	0	.	✳
22	4.0	6.8	5.3	5.4	3.5	614.9	614.8	615.2	48	44	43	W 1	W 1	SW 1	0	1	2	.	
23	4.8	8.8	4.3	6.0	4.2	614.8	616.2	616.9	40	39	48	W 1	S 0	NW 1	3	8	9	.	
24	4.1	7.2	7.7	6.3	4.7	617.8	617.9	618.7	57	45	32	W 1	S 1	SW 1	3	1	0	.	
25	7.2	8.4	7.6	7.7	6.2	618.3	618.4	618.8	33	44	35	S 1	S 2	S 1	1	1	1	.	
26	6.8	8.8	7.1	7.6	6.2	619.8	620.0	621.0	40	42	63	SSE 1	S 1	W 1	0	1	2	.	
27	6.2	8.0	6.9	7.0	5.8	620.4	619.9	620.6	45	64	45	WNW 1	W 1	W 1	7	1	2	.	
28	4.6	7.3	6.0	6.0	4.9	617.8	617.3	616.6	75	48	64	W 1	W 1	W 2	1	1	1	.	
29	4.8	5.2	3.0	4.3	3.3	614.6	613.8	613.1	68	58	100	W 1	W 1	W 1	4	8	10●	6.9	●° p-n zeitw.
30	−0.6	4.2	1.7	1.8	1.0	612.4	611.4	610.9	100	68	98	W 1	W 1	W 2	10	10	9	2.4	
31	3.0	5.1	−4.0	1.4	0.7	607.9	606.4	609.0	67	55	100	SW 1	S 1	W 3	5	10	10*	26.9	✳ △ 17-n
																		Summe	
Mittel	2.7	5.1	3.0	3.6	—	616.2	616.2	616.6	71	64	77				5.2	5.5	5.4	178.3	

Oktober 1934.
Beobachter: *P. Nogler.*

Bevers.

$\lambda = 9^\circ 53'$, $\beta = 46^\circ 33'$,
$H_b = \text{ca. } 1710^m$, $G = -0.12\,‰$.

Tag	Lufttemperatur					Luftdruck			Relative Feuchtigkeit			Windrichtung und Stärke			Bewölkung			Niederschlag	Witterung
	7^{30}	13^{30}	21^{30}	Mittel	Abweich. vom Normalst.	7^{30}	13^{30}	21^{30}	7^{30}	13^{30}	21^{30}	7^{30}	13^{30}	21^{30}	7^{30}	13^{30}	21^{30}		
1	−1.5	**16.9**	4.1	6.5	1.4	627.5	625.5	626.0	81	**29**	75	W 1	S 1	W 1	0	0	0	.	⌴ fr.
2	−0.3	14.3	5.9	6.6	1.7	624.9	623.0	623.0	87	51	89	SW 0	S 1	W 0	1	1	0	.	⌴ fr.
3	3.7	10.9	6.9	7.2	2.4	621.2	620.4	619.7	87	63	84	SW 0	SE 1	S 0	8	9	10	0.9	
4	6.9	9.7	7.2	7.9	3.3	617.0	616.4	616.0	91	76	93	SW 0	W 0	SW 0	9●	10●	10●	**24.0**	●° 6–n m.U.
5	4.5	8.5	1.9	5.0	0.6	616.7	617.7	622.0	89	70	88	W 0	N 1	NW 0	10	7	10●	6.0	● 7¾–15½ m.U., 21½–n
6	0.3	5.1	2.4	2.6	−1.6	623.8	626.0	629.3	86	51	62	NE 0	NE 1	NW 1	9	8	9△	0.5	△ 7¼–22½ zeitw.
7	−0.5	7.9	1.7	3.0	−1.1	**630.7**	629.0	630.3	72	42	72	NW 1	WNW 1	NW 1	6	1	0	.	
8	−4.1	12.8	2.8	3.8	−0.1	629.2	626.6	626.7	86	48	82	S 0	N 1	W 0	0	2	0	.	⌴ fr.
9	1.7	12.1	6.5	6.8	3.1	624.2	622.8	624.3	89	48	66	W 0	WSW 2	W 1	0	8	9●	.	●° 21½, ⌴ fr.
10	3.5	3.2	−0.7	2.0	−1.5	623.9	625.1	627.4	74	49	66	NE 0	N 1	W 1	10*	2	0	0.8	✳ 7½, △ 7–11½
11	−4.9	9.1	0.7	1.6	−1.7	628.4	628.3	628.9	80	39	82	S 0	W 1	NW 1	1	2	0	.	⌴ fr.
12	−3.0	13.4	2.2	4.2	1.0	629.3	628.2	629.1	90	37	80	W 0	NW 0	NW 1	0	2	0	.	⌴ fr.
13	−1.4	14.0	2.3	5.0	2.0	627.7	626.3	626.2	87	**29**	69	NW 0	W 1	W 0	0	1	0	.	⌴ fr.
14	−2.2	11.4	4.2	4.5	1.7	625.4	623.1	619.6	86	51	76	W 0	W 1	W 0	3	9	0	.	⌴ fr.
15	7.2	7.8	0.0	5.0	2.4	614.1	609.1	**609.0**	73	76	81	W 0	SW 1	NW 1	10●	10●	10*	4.6	●° 6–20, ✳° 20–n
16	−4.0	−0.2	−2.4	−2.2	−4.6	610.9	612.2	616.3	74	56	65	NW 0	W 0	W 1	10	10	9△	.	△ 20–n
17	−3.8	2.0	−2.0	−1.3	−3.5	617.7	617.0	616.0	70	47	68	E 0	SW 1	N 0	5△	6	10	0.9	△° a
18	−2.2	1.0	−6.4	−2.5	−4.5	614.7	618.3	621.3	90	45	68	N 0	NE 1	W 0	10	1	0	1.2	
19	**−7.8**	6.0	−4.0	−1.9	−3.8	622.1	622.1	622.9	75	45	80	SW 0	NE 0	W 0	1	3	5	.	
20	−7.3	7.3	−3.3	−1.1	−2.8	622.7	622.2	623.6	86	49	82	SW 0	S 2	W 0	0	0	0	.	⌴ fr.
21	−6.4	8.9	−3.2	−0.2	−1.7	623.1	621.7	622.7	87	41	82	W 0	SE 0	W 0	0	0	0	.	⌴ fr.
22	−6.8	10.5	−3.0	0.2	−1.1	621.5	620.3	622.4	85	37	78	W 0	S 0	W 0	0	0	0	.	⌴ fr.
23	−5.6	11.7	1.2	2.4	1.3	622.2	621.2	622.9	83	33	68	SW 0	SSW 1	W 0	5	5	10	.	⌴ fr.
24	−2.6	12.3	−1.0	2.9	2.0	624.3	623.8	626.4	85	41	79	SW 0	SW 1	W 0	0	1	3	.	⌴ fr.
25	−4.0	12.2	−1.3	2.3	1.6	626.3	625.0	626.3	90	46	82	SW 0	S 2	W 0	1	1	0	.	⌴ fr.
26	−4.4	13.2	−1.1	2.6	2.1	626.6	625.5	627.3	86	38	76	W 0	NE 0	W 0	0	0	0	.	⌴ fr.
27	−3.0	12.7	−0.1	3.2	2.9	627.2	625.5	626.1	85	43	79	SW 0	SSW 0	W 0	8	2	0	.	
28	−3.8	12.5	−0.8	2.6	2.5	624.7	622.2	622.9	86	40	76	W 0	S 2	W 0	0	0	0	.	⌴ fr.
29	−3.8	7.9	3.9	2.7	2.7	621.8	619.8	619.6	87	61	86	W 0	SSE 2	NW 3	7	9	10	.	⌴ fr.
30	1.8	8.5	4.5	4.9	5.1	618.8	618.1	617.9	91	67	86	SW 0	SW 3	SW 0	9	8	7	.	
31	3.8	6.6	3.6	4.7	5.1	616.2	615.2	613.3	87	65	89	SW 0	SW 3	SW 0	8	9	10	6.6	●° 15–21½ m.U., ✳ 21½–n
																		Summe	
Mittel	−1.6	9.4	1.1	3.0	—	622.7	621.9	622.7	84	49	78				4.2	4.1	3.9	45.5	

Oktober 1934.
Beobachter: *Kapuzinerkloster.*

Sitten.

$\lambda = 7^\circ 21'$, $\beta = 46^\circ 14'$,
$H_b = 548.6^m$, $G = 0.00\,‰$.

1	10.8	21.6	16.6	16.3	4.0	719.8	717.1	716.8	85	42	55	NE 0	W 1	W 2	0	1	0	.	
2	10.6	**22.0**	15.6	16.1	4.0	716.3	712.8	712.4	88	40	63	ENE 0	NW 1	E 1	1	1	1	.	
3	14.2	18.0	14.0	15.4	3.4	711.3	710.0	710.8	60	60	70	NE 0	W 0	NW 1	8	10	9	.	
4	11.4	16.8	13.2	13.8	2.0	707.8	706.7	707.9	72	65	87	NE 0	S 0	NW 1	9	10	10	1.9	●° p
5	8.8	17.8	8.4	11.7	0.0	710.5	710.9	716.9	81	35	100	ENE 0	W 2	NE 0	4	3	3	4.5	● 17
6	8.4	12.2	8.6	9.7	−1.8	721.1	722.6	725.7	85	49	67	NE 0	SW 1	NE 0	10●	10●	1	2.6	● I, II
7	5.6	14.6	9.2	9.8	−1.5	**727.0**	724.6	725.1	82	38	69	NE 0	W 2	NE 1	8	0	0	.	
8	3.6	15.6	9.0	9.4	−1.7	723.6	719.9	720.8	84	34	72	NE 1	SW 2	NE 1	0	0	0	.	
9	3.4	12.8	11.0	9.1	−1.8	719.2	717.8	719.5	100	52	82	NE 0	NW 0	W 0	0	10	0	.	● 17
10	10.4	14.2	7.0	10.5	−0.3	719.7	720.9	722.6	61	38	55	W 3	SW 2	W 1	6	1	0	.	
11	2.6	13.8	9.4	8.6	−2.0	724.1	721.9	723.4	87	36	60	W 0	NW 2	NE 2	1	0	0	.	
12	4.4	16.0	10.8	10.4	0.0	723.9	722.3	723.5	84	38	70	NE 0	SW 2	NE 0	0	0	0	.	
13	6.0	16.4	11.2	11.2	1.0	723.5	720.5	721.1	97	48	72	NE 0	SW 2	NE 1	0	0	0	.	
14	4.8	16.0	12.0	10.9	0.9	720.9	717.9	715.2	100	51	83	ENE 0	SW 1	NW 0	1	9	8	.	
15	13.4	12.4	5.0	10.3	0.4	708.6	**704.3**	705.4	62	85	85	W 2	SW 0	W 3	10	10●	10	**21.8**	● seit 8¾
16	1.6	6.2	2.2	3.3	−6.4	708.6	710.1	713.8	92	51	92	W 0	W 2	W 0	7	10	3	.	
17	**0.6**	9.6	5.4	5.2	−4.3	715.6	713.7	713.6	95	46	72	W 0	SW 1	SW 0	9	9	10	0.7	
18	4.2	11.0	4.6	6.6	−2.7	713.9	714.0	717.4	91	51	75	W 0	W 2	W 0	10	3	0	.	● 5¼
19	1.8	10.4	6.2	6.1	−3.0	719.6	718.3	718.2	82	40	72	NE 0	ENE 0	NNE 0	1	3	0	.	
20	2.0	12.2	7.2	7.1	−1.8	718.4	716.7	718.6	97	45	73	NE 0	WSW 0	NE 0	2	1	0	.	
21	2.4	12.6	7.4	7.5	−1.3	718.2	716.0	717.1	95	45	76	NE 0	SW 2	NE 0	0	0	0	.	
22	2.6	13.6	7.6	7.9	−0.7	716.3	713.8	715.2	97	37	70	NE 0	SW 2	NE 2	0	4	0	.	
23	3.8	13.4	8.4	8.5	0.1	715.6	713.5	717.1	82	41	76	NE 1	W 2	NW 0	4	10	10	.	
24	4.6	15.0	9.8	9.8	1.6	718.6	716.9	718.8	86	39	69	NE 1	NW 1	NE 2	0	0	5	.	
25	3.6	16.4	9.2	9.7	1.7	719.1	716.9	718.6	80	**31**	65	NE 0	NE 0	NE 0	0	0	0	.	
26	4.6	15.6	9.6	9.9	2.0	720.2	718.8	721.1	80	35	61	NE 0	SW 1	NE 0	0	0	0	.	
27	5.0	16.0	10.6	10.5	2.8	721.6	719.0	719.9	80	36	60	NE 1	W 1	NE 1	10	3	0	.	
28	4.8	15.0	10.4	10.1	2.6	718.8	715.9	716.0	82	38	63	NE 0	NE 0	NE 0	0	0	0	.	
29	6.2	9.8	7.2	7.7	0.4	714.8	714.2	713.4	79	75	100	ENE 0	ENE 0	NE 0	9	10●	10	0.2	● seit 12¼
30	8.0	13.8	8.0	9.9	2.8	712.9	710.7	710.8	89	57	86	ENE 0	SE 1	NE 0	9	8	1	.	
31	5.4	10.4	5.6	7.1	0.2	708.6	707.8	709.8	98	97	82	NE 0	NE 0	W 3	9	10●	10	6.3	● II
																		Summe	
Mittel	5.8	14.2	9.0	9.7	—	717.4	715.7	717.0	85	48	74				4.1	4.4	2.9	38.0	

$\lambda = 8^{\circ}\,57'$, $\beta = 46^{\circ}\,0'$.
$Hb = 276.2$ m, $G = 0.03$ ‰.

Lugano.

Oktober 1934.
Beobachter: *G. Vicari.*

Tag	Lufttemperatur					Luftdruck			Relative Feuchtigkeit			Windrichtung und Stärke			Bewölkung			Niederschlag	Witterung
	7^{30}	13^{30}	21^{30}	Mittel	Abweich. vom Normalst.	7^{30}	13^{30}	21^{30}	7^{30}	13^{30}	21^{30}	7^{30}	13^{30}	21^{30}	7^{30}	13^{30}	21^{30}		
1	10.6	22.8	14.4	15.9	1.3	742.5	741.2	740.9	77	36	81	N 1	N 1	N 1	0	0	0	.	
2	11.2	**23.2**	14.0	16.1	1.7	740.7	739.1	738.9	91	38	80	N 1	S 1	N 1	0	0	1	3.9	
3	13.6	15.2	13.8	14.2	0.0	737.6	737.2	735.9	94	82	97	NW 1	SE 1	N 1	10●	10●	10●	36.4	● 24–n m.U.
4	13.2	14.8	13.6	13.9	−0.1	733.2	732.2	731.6	95	94	97	NNW 1	NNW 1	NW 1	10●	10●	10●	**70.0**	● n–23½ m.U., ☈ 20
5	14.8	21.2	13.0	16.3	2.5	731.4	732.0	735.8	96	54	67	N 1	S 1	N 1	10	8	0	.	●°sch. abds. zeitw., ☈ 19¼
6	10.8	19.4	14.0	14.7	1.1	740.6	742.3	746.0	53	32	30	NNE 1	NNE 2	NNE 2	1	0	0	.	
7	9.6	18.2	9.6	12.5	−0.9	**746.9**	745.0	745.7	63	33	65	NNW 1	SE 1	N 1	10	0	0	.	
8	5.8	18.2	10.6	11.5	−1.7	744.7	743.4	742.9	83	36	66	N 1	S 1	N 1	0	2	0	.	
9	7.6	18.6	13.8	13.3	0.3	740.2	738.6	739.0	78	45	75	N 1	S 1	N 1	2	6	0	.	
10	9.0	17.2	13.2	13.1	0.3	738.4	740.2	744.1	87	**17**	20	NW 1	NNE 3	NNE 3	0	0	0	.	
11	6.4	16.0	9.2	10.5	−2.1	743.8	743.8	744.2	68	38	73	E 1	S 1	N 1	0	5	0	.	
12	6.0	17.4	9.2	10.9	−1.5	745.7	744.9	744.9	93	41	84	N 1	S 1	N 1	0	10	0	.	
13	7.4	16.6	11.2	11.7	−0.5	742.8	740.7	740.9	93	53	93	N 1	S 0	N 1	0	0	0	.	
14	9.4	16.8	10.6	12.3	0.3	741.8	740.0	736.6	94	63	96	N 1	S 0	N 1	10	10	1	.	
15	10.2	18.2	15.6	14.7	2.9	729.6	723.6	**720.7**	97	58	27	S 1	S 1	NNE 3	10	7	10.	.	
16	9.0	12.6	4.2	8.6	−3.0	726.7	728.9	733.5	22	24	80	NNE 2	S 2	N 1	0	2	0	.	
17	4.2	13.4	6.0	7.9	−3.5	736.3	734.9	734.8	53	29	63	N 1	S 1	N 1	0	0	5	.	
18	3.6	15.8	9.0	9.5	−1.7	733.6	734.4	739.0	78	**17**	28	N 1	NNE 2	N 1	0	0	0	.	
19	**3.0**	12.6	5.4	7.0	−4.0	741.3	741.3	741.8	72	45	80	NNW 1	SW 1	N 1	8	8	0	.	
20	4.2	12.6	6.6	7.8	−3.0	741.7	742.1	742.5	88	48	84	N 1	S 1	N 1	3	0	0	.	
21	3.6	13.0	7.4	8.0	−2.6	741.5	740.7	741.4	84	42	74	NNE 1	ESE 1	N 1	0	0	0	.	
22	3.8	12.6	6.0	7.5	−2.9	740.7	739.3	740.1	88	47	85	N 1	E 1	N 1	0	0	0	.	
23	3.8	13.2	9.2	8.7	−1.5	739.9	739.2	740.8	94	54	88	N 1	SE 1	N 1	5	10	7	.	
24	5.8	13.4	7.6	8.9	−1.1	741.9	741.9	744.3	95	64	92	N 1	SE 1	N 1	1	0	0	.	
25	5.4	13.8	9.4	9.5	−0.4	743.9	742.6	743.3	88	57	83	N 1	S 0	N 1	0	0	0	.	
26	5.0	13.6	8.8	9.1	−0.6	743.2	742.9	744.3	94	58	85	N 1	S 1	N 1	0	0	0	.	
27	6.4	14.6	8.4	9.8	0.3	743.9	742.7	743.1	88	54	84	N 1	S 1	N 1	10	6	0	.	
28	5.4	13.8	8.4	9.2	−0.1	741.3	739.4	740.0	87	53	88	N 1	ESE 1	N 1	0	0	0	.	
29	6.4	13.6	10.2	10.1	1.0	739.3	738.1	737.4	94	63	94	N 1	E 0	S 1	6	10	10	.	
30	10.0	13.2	11.6	11.6	2.7	736.4	736.2	735.6	93	78	96	N 1	S 1	N 0	10	10	10●	3.3	● 20½–n m.U.
31	11.6	12.8	11.4	11.9	3.1	733.8	733.2	730.6	97	86	96	SW 1	SE 1	E 1	10	10	10	2.2	●° p, abds. zeitw.
																		Summe	
Mittel	7.6	15.7	10.2	11.2	—	739.5	738.8	739.4	80	50	76				3.7	4.0	2.4	115.8	

$\lambda = 7^{\circ}\,35'$, $\beta = 47^{\circ}\,33'$.
$Hb = 318$ m, $G = 0.13$ ‰.

Basel.

Oktober 1934.
Beobachter: *Astronom.-Meteorol. Anstalt.*

1	11.0	24.8	15.5	17.1	—	738.8	737.5	736.8	96	52	94	SE 1	ENE 1	E 1	10≡	2	0	.	≡ 6½–8½
2	13.1	**25.0**	16.4	18.2	—	735.1	732.4	731.0	96	61	85	ESE 1	E 1	ESE 1	6	1	10	9.8	●° 12½, ● 21½–21¾
3	14.5	16.4	14.0	15.0	—	730.5	729.6	728.6	95	87	93	E 1	E 1	ENE 1	10	10	9	0.7	● 4¼–21¾ zeitw.
4	12.6	14.8	12.5	13.3	—	725.3	726.8	727.3	91	85	81	E 1	SW 1	SSW 1	9	10●	10●	8.3	● 11½–22¼ zeitw.
5	9.9	15.0	9.0	11.3	—	729.6	731.7	736.5	88	62	81	ENE 1	SW 1	N 1	7	9	4	6.4	● 13½–17¼ m.U.
6	8.4	12.5	8.9	9.9	—	741.3	743.3	746.8	87	64	86	WSW 1	W 1	ESE 1	7	9	5	.	● 0¾–2¼, 5¾–6¼, ●tr. 12¼
7	7.0	15.6	6.4	9.7	—	**747.0**	746.6	746.6	91	51	93	E 1	NE 1	E 0	9	1	0	.	△ fr.
8	2.4	15.0	9.6	9.0	—	745.2	742.3	740.9	98	65	91	SW 1	NW 1	SE 1	10≡	3	1	.	≡ 6–8
9	5.6	11.6	10.0	9.1	—	739.3	739.4	741.4	97	86	94	ESE 1	SE 1	SW 1	10≡	10●	10	1.6	● 10–10½, 12, 13½, 14–15¼, ≡
10	6.9	12.8	6.1	8.6	—	743.6	744.4	745.2	94	49	87	W 1	NW 1	S 1	1	4	2	.	● 3–3¾, 4¼–4¾ [2–9
11	4.0	14.6	10.2	9.6	—	745.2	744.5	745.0	90	50	89	SE 1	WNW 1	SSW 0	6	9	9	.	△ fr.
12	5.3	20.1	11.7	12.4	—	745.0	743.9	743.9	96	57	91	E 1	W 1	S6W 1	7	4	10	.	
13	12.0	15.2	11.4	12.9	—	743.6	743.0	743.2	86	63	82	W 1	W 1	SW 1	10	7	10	.	
14	7.3	14.1	12.2	11.2	—	740.9	738.3	734.8	94	68	79	SW 1	WSW 1	NW 2	1	10	10	1.0	
15	11.2	6.6	3.4	7.1	—	727.0	725.1	726.8	84	91	90	WSW 2	N 1	SW 1	10●	10●	10	**21.0**	● 6–20 m.U.
16	2.8	4.7	4.4	4.0	—	728.1	731.0	734.2	89	89	96	SW 1	SW 1	SSE 1	10●	10●	10	4.6	● 7–14 m.U., 18½–21
17	5.1	6.0	5.2	5.4	—	735.2	734.6	732.9	86	87	86	WSW 1	W 1	SW 2	10	9●	10	3.0	● 10¼–14½
18	4.2	11.1	2.2	5.8	—	734.8	736.7	738.4	97	54	96	S 1	W 1	ESE 1	5	4	1	0.1	● 4½–6¼
19	3.0	8.8	7.4	6.4	—	738.2	738.1	738.8	91	86	96	E 1	ESE 1	ESE 1	10●	10	10	0.5	● 7¼–9¾ m.U., ⌴ fr.
20	7.1	15.8	7.3	10.1	—	738.6	738.3	739.1	96	63	96	E 1	SW 1	SE 1	10	4	9	.	
21	**1.7**	14.0	3.7	6.5	—	739.0	737.7	737.0	98	58	98	ESE 1	N 1	ESE 1	2	1	0	0.1	⌴ fr.
22	2.6	13.4	6.4	7.5	—	736.0	734.7	734.8	96	64	94	ESE 1	E 1	ESE 1	10≡	4	5	.	≡ 7–10
23	4.4	11.2	9.4	8.3	—	734.9	734.9	736.6	98	81	89	ESE 1	E 1	E 1	10≡	10	10	0.3	● 21¾, ≡ 1–9
24	6.1	15.9	8.8	10.3	—	738.4	737.6	737.9	97	64	89	E 1	ENE 1	ESE 1	10≡	1	1	.	≡ 6–9
25	5.5	15.1	9.3	10.0	—	738.2	736.6	737.5	97	71	91	E 1	ENE 1	ESE 1	10≡	2	0	.	≡ 5–9
26	5.4	16.8	10.4	10.9	—	739.6	739.4	740.0	97	63	88	ESE 1	E 1	ENE 1	10≡	2	9	.	≡ 3½–10
27	7.0	18.8	9.3	11.7	—	740.5	739.2	738.5	98	58	96	ESE 1	ENE 1	ESE 1	10≡	3	0	.	≡ 7¼–9
28	4.2	12.6	11.8	9.5	—	737.9	736.6	736.4	97	88	85	SSW 0	NW 0	SW 1	7	10	10	0.1	
29	8.7	10.4	9.6	9.6	—	735.5	734.3	734.1	93	80	74	NW 1	W 1	WSW 1	10●	10	10	0.1	● 7½, 7¾–8¾, ●tr. 16
30	7.4	13.7	7.5	9.5	—	733.3	731.3	730.4	88	63	90	E 1	N 1	SE 1	10	10	7	.	
31	5.5	17.6	4.0	9.0		726.0	**723.4**	732.2	96	45	87	E 1	SSW 3	WSW 1	8	8	8	7.9	● 14¾–18¾ m.U.
																		Summe	
Mittel	6.8	14.2	8.8	10.0	—	737.2	736.6	737.2	94	68	89				8.2	6.4	6.5	65.5	

Oktober 1934.
Beobachter: *Observatorium.*

Säntis.

$\lambda = 9° 20'$, $\beta = 47° 15'$.
$H_b = 2500.1^m$, $G = -0.16\,‰$.

Tag	Lufttemperatur 7³⁰	13³⁰	21³⁰	Mittel	Abweich. vom Normalst.	Luftdruck 7³⁰	13³⁰	21³⁰	Relative Feuchtigkeit 7³⁰	13³⁰	21³⁰	Windrichtung und Stärke 7³⁰	13³⁰	21³⁰	Bewölkung 7³⁰	13³⁰	21³⁰	Niederschlag	Witterung
1	3.7	8.8	4.4	5.6	4.9	568.9	569.3	568.3	61	34	70	W 2	WSW 1	W 2	1	2	1	.	≡ n-6½
2	5.8	**9.0**	5.0	6.6	6.1	566.7	565.8	564.2	40	44	36	NW 0	SW 1	W 1	1	2	2	.	
3	3.1	6.2	2.6	4.0	3.6	562.2	561.6	560.9	43	50	69	SW 2	WSW 3	WSW 3	9	10	10	.	≡ 13¾-n
4	2.9	7.0	0.8	3.6	3.3	558.8	558.8	558.3	73	53	100	SW 2	WSW 2	WNW 2	10	10	10≡●	15.6	● 14¾, 20¾-n, ●° 17¼-20¾,
5	-2.4	-1.8	-4.4	-2.9	-3.1	558.5	559.8	562.0	100	100	100	WNW 2	W 2	W 2	10≡	10≡	10≡	33.4	△ach. 13½, ✳ 15½-20½, ≡ n-n
6	-5.4	-5.0	-5.7	-5.4	-5.4	564.4	566.7	570.2	100	100	100	W 2	WNW 1	NNW 1	10≡*	10≡*	10≡	20.8	✳ n-16, 17½-20, ≡ n-n
7	-7.6	-3.2	-1.4	-4.1	-4.0	570.8	**571.4**	**571.4**	33	30	13	ENE 1	E 2	ENE 2	10	1	0	.	
8	2.2	5.8	2.6	3.5	3.7	569.9	569.4	568.3	25	18	35	ESE 2	SE 1	WSW 1	1	1	0	.	
9	1.8	1.6	-2.8	0.2	0.5	566.0	565.9	566.1	36	46	100	W 3	NW 3	NW 2	6	10	10≡*	14.0	✳ 16-n, ≡ 15½-n
10	-6.6	-7.2	-7.4	-7.1	-6.6	565.2	566.7	568.2	100	90	96	NE 2	NNE 1	ENE 0	10≡*	10≡	10	0.9	✳ n-9⅝, ≡ n-17, 19-21
11	-2.2	0.4	-0.3	-0.7	-0.1	568.8	569.9	570.5	12	97	100	ENE 2	NNE 1	NNW 2	8	10	10≡	0.4	●° 17⅝-n, ≡ 14-n
12	-0.4	4.1	1.8	1.8	2.5	570.5	571.3	570.8	42	31	64	NW 1	WNW 1	W 2	1	4	0	.	
13	1.2	4.0	0.5	1.9	2.7	569.6	569.5	568.7	75	17	100	W 3	W 2	NNW 2	1	10	10≡	.	≡ 20¼-n
14	-1.4	1.6	0.0	0.1	1.0	567.2	565.5	560.5	69	92	100	NW 3	NW 4	WNW 5	8	10	10≡	16.7	●° 17½-n, 16-n
15	-1.8	-1.8	-9.6	-4.4	-3.3	554.8	551.6	**560.8**	100	100	100	WNW 5	WNW 4	NW 2	10≡*	10≡*	10≡*	**50.2**	✳ ≡ n-n
16	**-12.4**	-10.4	-10.4	-11.1	-9.9	551.1	553.5	557.0	100	100	100	WNW 3	NW 3	N 1	10≡*	10≡*	10≡	15.0	✳ n-20¼, ≡ n-n
17	-9.6	-8.2	-9.4	-9.1	-7.8	557.8	557.5	555.8	100	100	100	NW 2	NW 2	NW 3	10≡*	10≡*	10≡*	19.4	✳ ✢ ≡ n-n
18	-9.4	-9.1	-11.6	-10.0	-8.6	556.7	559.5	561.6	100	92	43	NW 2	W 1	W 1	10≡*	1	1	0.7	✳ ✢ n-9, ≡ n-16 m.U.
19	-6.0	-3.5	-4.7	-4.7	-3.1	562.4	563.0	563.9	96	95	100	WNW 3	NW 2	WNW 2	10≡	10≡	10≡	.	≡ n-n
20	-5.2	-1.0	-1.6	-2.6	-0.9	563.4	564.1	565.0	30	30	26	WNW 1	W 1	N 2	1	1	0	.	
21	-1.4	1.2	2.4	0.7	2.5	564.6	564.8	564.5	19	11	**1**	NNW 0	E 1	E 2	1	0	0	.	
22	1.4	1.6	0.0	1.0	2.9	563.1	563.3	563.8	6	13	25	SE 1	WSW 2	SW 1	1	1	1	.	
23	1.6	3.4	1.2	2.1	4.2	563.4	564.1	565.0	22	18	21	WSW 2	WSW 3	S 1	9	10	10	.	⊕ p
24	-0.2	3.8	2.8	2.1	4.3	565.9	566.7	567.4	30	28	28	WSW 1	SW 1	SW 2	3	1	9	.	☿ abds.
25	3.6	6.0	4.5	4.7	7.0	567.4	567.4	567.9	26	24	19	W 1	SSW 1	WSW 2	0	3	1	.	
26	3.4	5.6	1.4	3.5	5.9	568.2	568.8	568.9	22	20	28	WSW 1	SW 2	W 3	2	1	5	.	
27	2.2	4.6	2.4	3.1	5.7	568.9	568.4	567.9	30	28	51	WSW 1	SW 1	WSW 3	9	2	2	.	⊕ 9
28	-0.8	2.0	-0.2	0.3	3.0	565.5	565.4	564.4	100	51	100	WSW 3	SW 2	WSW 3	3	1	1	.	
29	-0.2	1.2	-1.0	0.0	2.8	562.8	562.0	560.8	70	76	100	WSW 3	WSW 3	WSW 3	9	10	10≡*	5.5	✳ ≡ 16¼-n m.U.
30	-2.4	-1.0	-2.0	-1.8	1.2	560.0	559.7	558.8	100	100	86	WSW 2	SW 2	SSW 2	10≡	9	4	.	≡ n-10
31	-2.6	-0.8	-8.8	-4.1	-1.0	556.5	555.4	555.1	97	65	100	SSW 3	SSW 4	W 3	9	4	10≡*	14.6	✳ ✢ 17⅛-n, ≡ 16⅝-n
																		Summe	
Mittel	-1.5	0.8	-1.6	-0.8	—	563.9	564.1	564.1	60	57	68				6.4	5.9	6.0	207.2	

Oktober 1934.
Beobachter: Frl. *F. Lombardi.*

St. Gotthard (Hospiz).

$\lambda = 8° 34'$, $\beta = 46° 33'$,
$H_b = 2102.9^m$, $G = -0.14\,‰$.

1	6.1	**9.3**	7.2	7.5	4.7	599.6	598.6	598.0	40	45	65	N 0	N 0	N 0	0	0	0	.	
2	4.4	9.0	5.6	6.3	3.6	596.9	594.8	594.0	58	60	70	N 0	SE 1	SE 1	0	2	4	.	
3	3.2	4.3	2.2	3.2	0.6	591.9	590.9	590.4	71	70	76	SE 1	SE 2	SE 1	10	10	10≡	18.2	● 9-10¼, 14½-19½, ≡ 17-n
4	3.5	4.2	4.0	3.9	1.4	588.0	588.0	587.3	85	75	81	SE 1	SE 1	SE 2	10≡	10●≡	10●≡	32.0	● 12¼-n, ≡ n-n
5	1.0	4.2	-1.6	1.2	-1.1	587.9	588.1	591.3	72	60	87	N 0	N 1	NW 1	5	0	10≡	9.0	✳ n (5./6.), ≡ 18-n
6	-2.3	3.0	-3.0	-0.8	-3.0	593.4	597.2	598.3	95	75	83	NW 3	N 3	N 3	3≡	10	10≡	.	
7	-4.0	1.3	-1.0	-1.2	-3.2	598.8	600.5	600.6	80	45	50	N 2	N 2	N 2	5	0	0	.	
8	-3.0	4.3	2.0	1.1	-0.8	599.6	598.9	598.0	**88**	45	48	N 1	**N** 1	N 0	0	0	0	.	
9	1.8	4.2	-0.3	1.9	0.2	596.4	594.2	594.3	46	68	88	N 1	N 1	NW 2	0	4	10≡	5.5	≡ 16¼-n
10	-2.0	-1.0	-3.2	-2.1	-3.7	594.5	596.6	597.2	85	73	63	N 2	N 2	N 3	10≡	2	0	2.6	≡ n-10
11	-1.7	0.1	-1.5	-1.0	-2.4	597.9	598.5	599.3	55	45	58	N 2	N 2	N 3	0	2	0	.	
12	-1.0	2.0	0.8	0.6	-0.7	**600.7**	600.4	599.4	60	63	61	N 2	N 2	N 2	0	2	0	.	
13	1.4	4.3	2.0	2.6	1.5	598.5	598.0	597.6	63	50	82	NE 2	N 1	N 2	0	0	10	.	≡ 18½-n
14	2.0	3.2	2.8	2.7	1.7	596.7	596.0	592.5	75	60	71	N 2	N 2	N 1	3	2	8	3.4	● 15¼-16
15	2.0	1.0	-4.5	-0.5	-1.3	587.3	582.1	**579.6**	87	78	80	SE 0	S 0	NW 2	10●	10●*	10≡	34.0	● n-17, ✳ mtgs., n, ≡ 15-n
16	-5.2	-5.0	**-6.2**	-5.5	-6.2	580.9	583.2	586.5	83	85	90	N 3	N 2	N 3	2	10≡	10≡	4.5	≡ 10-n
17	-5.6	-2.0	-3.4	-3.7	-4.3	587.9	588.6	586.1	89	88	87	N 2	N 1	W 2	4	8	10*≡	11.0	✳ 19¾-n, ≡ 16-n
18	-4.0	-2.7	-4.8	-3.8	-4.2	582.5	589.3	591.0	78	66	75	NW 3	N 2	N 2	10≡	5≡	5≡	.	≡ n-n
19	-5.8	-1.4	-4.2	-3.8	-4.1	592.3	593.1	593.2	64	70	68	N 2	N 1	N 1	0	5	0	.	
20	-3.0	0.0	-2.2	-1.7	-1.8	592.9	593.9	593.8	68	50	81	N 1	N 0	N 1	0	0	0	.	
21	-2.0	2.0	0.0	0.0	0.0	593.8	593.8	593.8	74	90	70	N 0	N 0	N 0	0	0	0	.	
22	-2.4	2.8	-0.2	0.1	0.3	592.3	592.6	593.3	60	70	71	N 0	N 0	N 0	0	0	0	.	
23	0.0	5.0	2.0	2.3	2.6	593.0	593.2	593.9	61	64	65	N 0	SE 0	N 1	0	5	0	.	
24	2.2	5.8	1.4	3.1	3.6	595.2	595.7	596.3	66	48	51	N 0	N 0	N 0	0	0	0	.	
25	2.0	5.6	2.3	3.3	3.9	597.1	597.0	597.4	58	50	48	N 0	S 1	S 1	0	0	0	.	
26	2.8	6.2	4.8	4.6	5.4	597.1	597.6	598.1	53	58	57	N 0	N 0	N 0	0	0	0	.	
27	3.2	7.0	2.0	4.1	5.0	598.1	598.3	596.9	50	70	78	N 0	N 0	N 0	2	2	0	.	
28	2.2	6.4	2.7	3.8	4.9	595.6	595.0	594.3	87	73	68	N 0	N 0	N 0	0	0	0	.	
29	2.8	6.2	1.4	3.5	4.7	592.5	591.7	591.2	80	70	98	N 0	N 0	SE 0	8	6	10≡	.	≡ 17-n
30	2.1	4.0	1.8	2.6	4.0	590.5	589.7	588.5	90	85	94	S 1	S 1	S 1	8	10	10●≡	12.3	● 11⅛-11⅝, 17-n, ≡ 15-n
31	1.5	1.8	0.2	1.2	2.7	587.1	586.1	584.7	95	90	89	S 1	S 1	NW 3	10●≡	10●≡	10●≡*	**43.1**	● ≡ n-n, ✳ 17-n
																		Summe	
Mittel	0.1	3.1	0.3	1.2	—	593.2	593.3	593.2	70	66	73				3.2	3.7	4.4	175.6	

St. Gotthard. Ab 16. Oktober neues $H_b = 2095.7^m$. Differenz gegenüber bisher 7.16^m, dadurch Erhöhung des Barometerstandes um 0.53^{mm}. Die Monatsmittel sind auf die alte Höhe bezogen.

$\lambda = 7^{\circ}\,26'$, $\beta = 46^{\circ}\,57'$,
$H_b = 572.2^{m}$, $G = 0.05$ ‰.

Bern.

November 1934.
Beobachter: *Tellur. Observatorium.*

Tag	Lufttemperatur					Luftdruck			Relative Feuchtigkeit			Windrichtung und Stärke			Bewölkung			Niederschlag	Witterung
	7^{30}	13^{30}	21^{30}	Mittel	Abweich. vom Normalst.	7^{30}	13^{30}	21^{30}	7^{30}	13^{30}	21^{30}	7^{30}	13^{30}	21^{30}	7^{30}	13^{30}	21^{30}		
1	2.5	3.5	0.6	2.2	−3.0	709.7	711.6	715.6	86	86	80	WSW 1	WSW 2	W 1	4	8	5	2.1	✳ $9^{3}/_{4}$–$10^{1}/_{2}$, $16^{3}/_{4}$–$17^{1}/_{2}$ ziw., [△ $12^{1}/_{2}$–13
2	−2.8	3.4	−0.3	0.1	−5.0	716.0	715.7	716.8	84	56	73	SE 0	NW 1	S 1	0	0	0	.	
3	−3.6	4.6	2.4	1.1	−3.8	715.4	713.1	708.7	87	69	77	E 0	NE 1	NE 1	1	7	10	.	⌙ fr.
4	0.0	9.7	4.0	4.6	−0.1	707.8	709.1	709.6	88	56	84	W 0	SE 1	S 0	0	0	0	.	⌙ fr.
5	0.8	5.0	6.4	4.1	−0.5	707.2	703.6	702.7	91	88	87	SE 1	NW 1	W 1	8	10	10●	1.8	● 17–$21^{3}/_{4}$ zeitw.
6	4.4	6.8	5.2	5.5	1.1	701.5	698.4	700.5	91	89	89	SE 1	NE 1	WSW 2	10	10	10●	2.2	● $20^{1}/_{4}$–$22^{1}/_{4}$
7	3.3	8.1	7.6	6.3	2.1	702.5	702.2	700.6	98	84	86	S 1	NE 1	NE 1	3	6	8	20.8	● 1–$1^{1}/_{4}$, ≡ n–10 m.U.
8	1.2	3.0	3.4	2.5	−1.6	704.8	708.1	711.2	91	91	89	W 1	SE 1	SW 1	10≡*	10	10	13.0	● n, $8^{3}/_{4}$–12, ✳ $3^{3}/_{4}$–$8^{3}/_{4}$, [✳
9	−0.2	5.4	2.8	2.7	−1.2	709.0	706.8	704.4	94	79	86	W 0	ENE 0	W 0	10≡	5	10	.	≡ n–$8^{1}/_{2}$ [≡ n–9
10	2.8	7.6	5.1	5.2	1.4	702.9	700.7	699.5	88	74	86	N 0	SE 1	W 1	10	10	1	4.1	● $23^{1}/_{4}$–24
11	3.9	6.4	4.7	5.0	1.4	702.0	703.0	702.8	90	84	85	W 0	W 0	SW 0	10	9	10	.	● $0^{3}/_{4}$–$2^{1}/_{2}$, 3–$4^{1}/_{4}$
12	3.0	7.0	1.8	3.9	0.5	701.8	701.5	700.4	90	78	88	NW 0	NW 0	N 0	10	7	1	.	
13	0.4	6.8	2.6	3.3	0.0	699.4	699.5	701.6	90	67	84	S 0	E 0	SE 1	0	8	7	.	⌙ fr.
14	1.0	3.3	2.2	2.2	−0.9	701.5	702.2	704.8	96	88	89	W 1	SW 1	S 0	10	10	10	.	
15	0.4	5.6	4.8	3.6	0.6	701.0	702.4	707.5	93	83	87	SW 0	W 1	S 1	10≡	10	8	.	≡ 7–9, 0 ⌙ fr.
16	0.4	6.5	5.8	4.2	1.4	709.4	706.9	701.2	94	86	86	E 1	NE 1	NE 1	10≡	4	10	.	≡ n–$8^{3}/_{4}$, ⌙ fr.
17	4.5	9.8	4.3	6.2	3.5	704.1	706.6	709.7	90	73	86	S 0	NW 1	SE 1	10	2	4	0.2	● $7^{3}/_{4}$–8, ≡ n
18	0.0	6.6	5.7	4.1	1.6	711.4	711.7	714.1	93	84	84	SE 0	SE 0	NE 0	6≡	7	10	0.1	≡ n–$8^{1}/_{4}$, ⌙ fr.
19	4.5	6.5	5.1	5.4	3.0	714.8	715.3	716.1	90	86	86	N 0	NE 1	NE 1	10	10	10	0.0	● $3^{1}/_{2}$–$3^{3}/_{4}$. ●° a zeitw.
20	2.8	4.5	3.3	3.5	1.3	716.8	717.7	717.7	87	83	82	NE 0	NE 1	NE 1	1	10	10	.	
21	1.1	2.9	1.8	1.9	−0.2	716.0	716.4	716.9	86	73	74	NE 2	NE 2	NE 1	10	5	10	.	
22	−0.3	1.9	−0.4	0.4	−1.5	718.1	718.2	718.6	78	72	77	ENE 1	NE 1	NE 1	1	0	0	.	
23	−3.0	0.7	−1.6	−1.3	−3.1	718.9	718.9	719.6	87	75	86	NE 0	NE 0	SE 0	10	0	0	.	⌙ fr.
24	−3.5	4.1	2.6	1.1	−0.6	720.1	720.7	721.7	89	77	81	SE 0	NE 1	NE 1	0	0	9	.	⌙ fr.
25	1.9	3.0	2.6	2.5	1.0	722.4	723.3	724.2	83	81	77	SE 0	NE 1	NE 1	10	10	10	.	
26	1.2	2.3	0.1	1.2	−0.2	723.7	723.2	723.4	80	77	86	SE 1	NE 0	S 0	10	0	10	.	
27	−2.5	0.8	0.0	−0.6	−1.8	723.7	723.5	724.4	94	90	90	NE 0	N 0	NE 0	10≡	10≡	10	.	≡ n–20, ⌙ fr.
28	−0.6	0.9	−1.0	−0.2	−1.3	723.9	723.6	723.6	94	89	93	S 0	W 0	W 1	10	10	10≡	.	≡ 16–n
29	−2.0	0.4	−1.6	−1.1	−2.1	722.8	721.6	721.7	94	90	95	SE 0	NE 0	NE 0	10≡	6	10≡	.	≡ n–$11^{3}/_{4}$, $16^{3}/_{4}$–n
30	−1.9	−1.5	−1.4	−1.6	−2.4	721.8	721.5	722.2	95	93	91	NE 0	NE 0	SE 0	10≡	10≡	10	.	≡ n–$14^{1}/_{4}$
Mittel	0.7	4.5	2.6	2.6	—	711.7	711.6	712.1	90	80	85				7.1	6.5	7.4	Summe 44.3	

$\lambda = 6^{\circ}\,57'$, $\beta = 47^{\circ}\,0'$,
$H_b = 487.3^{m}$, $G = 0.06$ ‰.

Neuchâtel.

November 1934.
Beobachter: *Observatorium.*

1	3.0	5.6	1.8	3.5	−3.0	717.5	719.3	723.6	75	65	68	W 2	W 2	SW 1	6	5	10	1.9	✳ $8^{3}/_{4}$–$9^{1}/_{4}$, $15^{1}/_{2}$–$15^{3}/_{4}$
2	−2.7	6.6	0.0	1.3	−5.1	724.1	723.3	724.4	94	61	88	NE 0	SW 2	NE 1	1	0	0	.	⌙ fr.
3	−2.6	6.2	4.8	2.8	−3.4	723.3	720.8	716.2	98	61	65	NE 0	E 2	E 3	2	6	10	.	⌙² fr.
4	0.5	10.4	4.1	5.0	−1.0	715.8	716.7	717.2	89	66	86	E 1	SW 1	NE 1	3	1	0	.	⌙ fr.
5	1.9	6.0	7.6	5.2	−0.7	714.9	709.7	710.0	100	94	97	E 0	SE 1	W 1	6≡	10	7	9.2	●tr. 13, ● seit $15^{1}/_{2}$, ≡ n–$7^{3}/_{4}$
6	4.7	8.8	5.3	6.3	0.6	708.8	705.5	708.5	100	88	95	E 1	E 1	W 2	10	10	10●	10.9	●tr. a, ● 19–n
7	4.6	10.6	6.8	7.3	1.8	710.1	709.9	708.4	98	77	90	E 0	SE 1	SW 1	9	4	10	19.0	
8	4.0	5.6	4.3	4.6	−0.8	712.5	715.6	718.7	100	97	66	NE 0	SW 0	W 1	10●	10●	8	2.0	● n–mtgs.
9	0.1	7.0	3.2	3.4	−1.8	716.6	714.4	712.1	98	73	93	NE 0	E 1	N 0	7	5	10	.	⌙ fr.
10	3.6	7.0	8.8	6.5	1.5	709.2	708.6	707.2	93	83	69	E 0	E 0	W 1	10	10	10	6.3	●° $21^{3}/_{4}$–n
11	4.2	5.7	4.8	4.9	0.0	709.9	710.6	710.4	95	88	91	SW 1	E 1	E 0	10	10	8	.	
12	3.7	8.8	1.6	4.7	0.0	709.7	709.1	708.0	93	70	96	SW 0	SW 1	N 0	10	5	1	.	
13	2.7	7.1	2.4	4.1	−0.5	707.1	707.2	709.3	95	72	91	NE 1	SE 1	NE 1	10	8	2	.	
14	2.1	3.7	2.2	2.7	−1.7	709.2	710.1	712.2	95	93	96	NE 1	SW 1	NE 0	10	10	10	0.2	●tr. 13–14 zeitw.
15	3.3	6.2	4.9	4.8	0.5	708.8	710.2	714.6	87	80	86	NE 2	SW 0	SW 1	10	10	7	.	Ψ $21^{1}/_{2}$
16	1.0	9.2	8.8	6.3	2.2	717.3	714.2	708.5	100	69	74	NE 0	E 3	E 3	2	4	10	0.5	≡ $9^{1}/_{4}$–$9^{3}/_{4}$
17	6.6	11.5	4.6	7.6	3.7	711.8	714.2	717.2	95	75	93	SW 0	SE 1	NE 0	10●	2	0	0.1	● n–$7^{1}/_{2}$
18	0.8	4.3	5.4	3.5	−0.3	719.0	719.6	721.8	100	100	97	NE 0	E 0	SE 0	10≡	10≡	10	0.1	≡ n–15 .
19	4.0	7.1	4.4	5.2	1.6	722.7	723.0	724.0	100	83	84	NE 0	E 1	E 0	10	10	9	.	
20	4.0	7.0	4.2	5.1	1.7	724.7	725.5	725.6	83	70	73	NE 2	E 2	NE 2	10	7	10	.	
21	2.3	5.3	1.9	3.2	−0.1	724.9	724.1	724.8	83	66	74	E 2	E 3	E 3	10	1	9	.	
22	−0.6	4.6	1.6	1.9	−1.2	726.2	726.0	726.5	81	60	67	NE 2	E 3	E 3	2	0	0	.	
23	−1.3	4.1	1.3	1.4	−1.6	726.9	726.7	727.5	66	66	76	NE 1	E 2	NE 2	0	0	0	.	
24	−2.7	7.2	4.6	3.0	0.1	728.4	728.4	729.8	100	56	79	NE 0	NE 2	NE 1	0	0	10	.	⌙³ fr.
25	3.6	4.4	3.1	3.7	1.0	730.4	731.4	732.1	83	73	76	E 2	E 3	E 1	10	10	9	.	
26	0.9	3.2	−0.1	1.3	−1.3	731.7	731.3	731.5	85	79	93	NE 1	E 1	E 0	10	2	5	.	
27	−1.6	1.4	0.7	0.2	−2.2	731.8	731.7	732.7	100	95	93	NE 0	SE 1	NE 1	10≡	10≡	10	.	⌙² fr., ≡ n–$11^{1}/_{2}$, p m.U.
28	0.4	1.9	0.8	1.0	−1.2	731.8	731.4	731.2	94	89	93	E 1	E 0	N 0	10	10	10	.	
29	−0.2	0.7	−0.8	−0.1	−2.2	730.4	729.7	729.7	93	96	100	NW 0	E 1	NW 1	10	10≡	10≡	.	≡ $8^{1}/_{2}$–n
30	−1.4	−0.9	−1.3	−1.2	−3.1	729.8	729.3	730.3	100	94	92	E 1	E 1	NE 0	10	10	10	.	
Mittel	1.6	5.9	3.4	3.6	—	719.5	719.2	719.8	92	78	85				7.6	6.3	7.2	Summe 50.2	

November 1934.
Beobachter: Frl. *H. Nager.*

Altdorf.

$\lambda = 8^{\circ}\,39'$, $\beta = 46^{\circ}\,53'$,
$H_b = 456.3^{m}$, $G = 0.05\ ‰$.

Tag	Lufttemperatur					Luftdruck			Relative Feuchtigkeit			Windrichtung und Stärke			Bewölkung			Niederschlag	Witterung
	7^{30}	13^{30}	21^{30}	Mittel	Abweich. vom Normalst.	7^{30}	13^{30}	21^{30}	7^{30}	13^{30}	21^{30}	7^{30}	13^{30}	21^{30}	7^{30}	13^{30}	21^{30}		
1	4.9	5.5	2.2	4.2	−2.7	719.1	721.0	725.9	88	95	56	E 0	NW 1	NW 1	10	8	10	2.8	✳ p zeitw.
2	**−2.6**	4.5	−0.9	0.4	−6.4	726.8	724.8	727.8	77	39	76	E 0	E 0	E 0	0	0	0	.	
3	−2.0	5.3	13.2	5.5	−1.1	726.1	723.1	718.7	91	58	27	W 0	NW 0	S 3–4	3	7	0	.	
4	13.6	14.7	14.9	14.4	7.9	716.5	717.5	719.0	31	32	36	S 3–4	S 3–4	S 3	4	0	0	.	
5	15.2	**17.0**	8.9	13.7	7.4	716.9	712.8	711.8	32	53	87	SE 2–3	SE 1	SE 0	0	8	6	1.7	● 15¼
6	4.9	9.4	11.3	8.5	2.3	712.1	708.0	**707.8**	95	78	52	W 0	NW 1	SE 0–1	9	10	10	7.2	● p zeitw.
7	4.7	8.0	7.7	6.8	0.8	713.1	711.8	715.4	97	68	70	E 0	NW 0	NW 0	7	8	10	.	
8	6.7	4.3	4.9	5.3	−0.5	713.7	718.3	721.0	74	93	81	W 0–1	W 0	NW 0	10	10	10	8.9	● a, p
9	0.9	8.2	11.2	6.8	1.1	719.1	716.6	715.1	93	48	30	S 0	SE 0–1	SE 1–2	5	7	8	.	
10	12.8	14.0	13.5	13.4	7.9	712.3	711.2	708.2	29	29	30	E 1	E 3	E 2–3	10	10	3	**25.1**	
11	3.7	6.3	5.3	5.1	−0.3	712.1	713.7	713.1	98	94	97	S 0	NW 0	NW 0	10	10	10	4.2	● n–p
12	5.1	8.4	3.2	5.6	0.4	712.2	711.2	710.9	95	61	77	E 0	NW 0	E 0	10	9	0	.	
13	−0.5	6.5	9.3	5.1	0.0	710.0	709.5	711.9	86	55	35	W 0	NW 0	SE 1	0	0	0	.	
14	11.0	7.0	5.3	7.8	2.9	710.2	712.8	714.6	34	88	96	SE 3–4	SE 2–3	N 0	8	10	10	17.6	● p
15	9.5	8.4	5.0	7.6	2.8	710.9	712.0	718.0	64	69	95	SE 1	NW 2	E 0	10	10	10	1.4	● a, p
16	3.5	14.4	14.5	10.8	6.1	719.5	717.0	710.9	97	**22**	31	NE 0	SE 1–2	SE 2	8	0	7	3.2	● n (16./17.)
17	6.5	10.3	9.1	8.6	4.1	714.0	717.0	719.3	88	50	58	N 0	SE 1	NW 0	7	4	4	.	
18	2.9	7.1	5.4	5.1	0.7	721.9	721.9	724.7	94	79	95	S 0	NW 0	NW 0	8	9	10	0.7	● tr. abds.
19	3.3	6.5	5.3	5.0	0.8	725.4	725.6	726.6	97	90	97	NW 0	W 0	NW 0	10	10	10	1.7	● a, p
20	4.8	6.8	4.4	5.3	1.2	727.6	728.1	728.5	84	69	70	E 0	N 0	E 0	10	8	10	.	
21	3.3	4.2	3.7	3.7	−0.3	727.9	727.3	727.9	73	69	82	E 0	NW 1	N 0	10	10	10	.	
22	2.6	4.2	3.3	3.4	−0.4	729.2	729.4	729.7	65	62	63	S 0	W 0–1	NW 0	10	7	10	.	
23	1.4	3.3	−0.1	1.5	−2.2	730.0	729.6	730.6	73	62	82	E 0	NW 0	S 0	10	10	0	.	
24	−1.0	2.7	−1.1	0.2	−3.3	731.8	731.9	733.2	90	76	96	S 0	NW 0	NE 0	10	4	0	.	
25	−2.0	3.7	−0.9	0.3	−3.1	733.6	733.2	735.0	94	74	97	SE 0	W 0	SE 0	3	1	10	.	
26	0.8	3.1	−1.7	0.7	−2.6	734.4	733.8	734.9	83	69	95	S 0	NW 0	NW 0	10	10	2	.	
27	−0.7	3.6	2.4	1.8	−1.3	734.6	734.2	**736.3**	96	74	89	SE 0	NW 0	NW 0	10	8	10	.	
28	1.3	2.7	0.8	1.6	−1.4	734.4	733.7	734.2	90	83	100	E 0	S 0	S 0	10	10	10	.	≡ abds.
29	−0.2	2.3	0.8	1.0	−1.8	733.2	732.5	732.9	100	95	100	NW 0	NW 0	S 0	10	10	10	.	≡ n–n
30	0.6	2.1	1.1	1.3	−1.4	732.4	731.9	733.2	98	89	92	SW 0	S 0	S 0	10	10	10	.	≡ n–n
																		Summe	
Mittel	3.8	6.8	5.4	5.3	—	722.0	721.7	722.5	80	67	73				7.7	7.3	6.7	74.5	

November 1934.
Beobachter: *Observatorium.*

Genf.

$\lambda = 6^{\circ}\,9'$, $\beta = 46^{\circ}\,12'$,
$H_b = 405.0^{m}$, $G = 0.02\ ‰$.

1	3.0	5.7	1.0	3.2	−4.3	726.2	728.0	731.5	83	75	83	SSW 1	SSW 1	SE 0	9	3	0	1.5	● n–n m.U.
2	**−3.3**	4.7	1.7	1.0	−5.6	731.9	731.0	731.3	94	**60**	89	SE 0	NE 1	SE 0	0	1	1	.	⌴ fr.
3	−1.4	5.6	6.0	3.4	−2.6	730.3	727.5	722.6	89	64	68	SE 0	NNE 1	NE 1	4	9	9	.	● 18¼–n
4	1.4	10.0	4.8	5.4	−1.2	723.2	724.0	724.3	89	62	84	E 0	NNE 1	NNE 0	8	0	0	.	
5	2.4	7.2	8.4	6.0	0.3	721.5	716.8	716.8	93	91	97	SE 0	SE 0	SW 0	9	10	10	13.9	● 9–n
6	7.5	9.0	5.2	7.2	0.6	715.2	**718.2**	716.4	91	92	91	E 0	NE 0	NE 0	10	10	10	5.9	● a–n
7	4.6	9.0	8.1	7.2	1.5	717.3	716.1	716.1	95	81	87	E 0	NNE 1	NW 0	3	9	10	4.0	● 19¼–n
8	7.0	7.7	6.0	6.9	0.9	720.4	723.5	726.2	88	91	75	SSE 0	S 0	SE 0	10	10	10	1.5	● n–n zeitw.
9	1.3	8.4	4.8	4.8	−0.7	724.0	721.4	719.4	95	72	84	S 0	SW 0	E 0	9	9	10	.	
10	4.5	6.7	4.2	5.1	−0.5	716.3	715.5	716.0	94	90	95	SSW 0	SW 0	SSW 0	10	10	10	**17.8**	● n–n zeitw.
11	2.0	6.0	3.6	3.9	−1.4	717.4	717.7	717.8	93	79	93	NW 0	NE 0	NE 0	9	5	9	0.1	
12	1.6	7.4	3.0	4.0	−1.3	717.4	716.3	715.7	100	75	91	SE 0	NNE 0	E 0	10	0	1	.	≡ n–n
13	1.8	7.7	4.6	4.7	−0.2	714.7	714.4	716.1	82	63	84	E 0	NNE 0	E 0	9	9	9	.	
14	4.0	6.8	4.8	5.2	0.4	716.0	717.3	719.0	90	76	97	NE 0	NE 0	SE 0	10	10	10	0.3	
15	4.3	6.0	4.0	4.8	0.0	715.8	717.9	721.5	95	91	83	NW 0	SW 0	W 0	9	10	2	.	● seit 10¼
16	3.2	8.4	4.4	5.3	0.7	723.8	720.4	716.2	95	76	72	W 0	NE 1	E 0	10	3	10	1.4	
17	5.6	**10.9**	5.0	7.2	2.4	719.1	721.3	724.1	91	69	87	E 0	NNE 0	NNE 0	9	1	0	.	● n (16./17.)
18	1.8	6.3	5.3	4.4	0.6	726.4	727.5	729.1	93	88	79	E 0	E 0	E 0	10	0	0	.	
19	3.6	8.2	7.3	6.4	2.7	729.9	730.0	730.7	98	82	82	S 0	NNE 0	NNE 1	9	10	10	.	
20	6.0	7.0	5.7	6.2	2.3	731.7	732.5	732.7	85	74	76	NNE 1	NNE 1	NNE 1	10	2	10	.	
21	4.8	5.0	3.4	4.4	0.5	731.6	730.9	732.1	77	71	73	NNE 1	NNE 1	NNE 2	10	5	10	.	
22	1.8	3.3	2.5	2.5	−1.0	733.4	733.3	733.8	89	74	76	NNE 1	NNE 0	NE 0	10	1	0	.	
23	1.7	3.0	−0.5	1.4	−2.4	734.3	733.8	735.0	74	76	90	NNE 0	E 0	SE 0	10	1	0	.	
24	−1.8	4.4	1.0	1.2	−2.1	735.9	735.6	736.8	92	73	88	SE 0	NNE 0	E 0	1	0	0	.	⌴ fr.
25	2.2	4.2	4.3	3.6	0.7	737.8	738.6	739.2	82	74	89	E 0	NNE 0	NNE 0	10	10	10	.	
26	3.0	4.0	0.2	2.4	−1.1	738.9	738.6	738.9	83	77	89	NE 1	NNE 0	E 0	10	1	0	.	
27	0.7	4.7	3.1	2.8	0.1	739.1	738.8	**739.7**	92	77	88	S 0	NNE 0	E 0	10	9	10	.	
28	1.5	2.8	2.1	2.1	−0.5	739.2	738.8	739.0	87	83	93	E 1	SE 1	E 0	10	10	10	.	
29	0.0	1.5	1.4	1.0	−1.4	738.1	737.1	737.0	100	93	96	E 0	E 0	E 0	10	10	10	0.1	
30	−0.2	1.1	1.1	0.7	−1.6	737.1	736.9	737.4	100	94	90	E 0	E 0	E 0	10	10	10	.	● n (29./30.)
																		Summe	
Mittel	2.5	6.1	3.9	4.2	—	726.8	726.5	727.1	90	78	86				8.6	5.9	6.4	46.5	

$\lambda = 8^{\circ}\,33'$, $\beta = 47^{\circ}\,23'$.
$H_b = 493.2^{m}$, $G = 0.08\,{}^{m}/_{m}$.

Zürich.

November 1934.
Beobachter: *Meteorol. Zentralanstalt.*

Tag	Lufttemperatur					Luftdruck			Relative Feuchtigkeit			Windrichtung und Stärke			Bewölkung			Niederschlag	Witterung
	7^{30}	13^{30}	21^{30}	Mittel	Abweich. vom Normalst.	7^{30}	13^{30}	21^{30}	7^{30}	13^{30}	21^{30}	7^{30}	13^{30}	21^{30}	7^{30}	13^{30}	21^{30}		
1	3.2	4.0	1.2	2.8	−3.1	716.3	718.2	722.5	79	70	60	W 2	WSW 2	WSW 2	10	10●	8	4.2	● 5½–8½, ● ✳ △sch. 9–18 [zeitw.
2	−0.8	6.6	0.9	2.2	−3.5	723.1	722.4	723.5	78	42	75	S 1	WSW 2	SSE 1	1	1	0	.	
3	−1.6	7.2	3.4	3.0	−2.6	722.9	720.6	716.5	91	51	70	SSE 0	N 1	ENE 3	3	7	10	.	⌣ fr.
4	1.1	**12.7**	3.9	5.9	0.5	714.7	716.2	716.5	84	45	94	NW 2	SW 1	S 0	2	1	1	0.1	
5	1.0	7.2	5.6	4.6	−0.6	714.5	709.6	708.9	100	74	85	NNW 0	NW 1	SE 1	2	9	2	0.0	⌣ fr.
6	4.2	7.8	7.8	6.6	1.5	708.7	**704.7**	705.7	98	81	80	ESE 1	ESE 0	W 1	6	10	10	5.3	● 22½–1
7	4.6	11.2	8.2	8.0	3.1	709.7	709.0	707.3	94	56	75	SSE 0	NNW 1	ENE 1	3	6	10	0.4	● 2–2⅝
8	4.0	2.6	3.6	3.4	−1.3	710.7	714.7	717.9	90	95	87	NNW 2	SW 0	W 0	10●	10●	10	11.7	● 6¾–11, 12–20½, ✳ 10½–13
9	0.7	6.8	3.4	3.6	−1.0	715.9	713.6	710.8	98	60	94	S 0	S 0	ESE 1	9	9	10	.	
10	4.0	8.0	4.9	5.6	1.2	708.7	707.4	705.4	86	66	84	NNW 0	NW 1	NW 2	10	10	0	0.9	
11	4.6	6.6	4.6	5.3	2.0	709.3	709.9	709.5	92	78	99	S 0	S 0	NNW 0	10	10	10	0.1	●° 3–5½, 13½–14½ m.U.
12	3.9	8.8	2.1	4.9	0.8	708.8	708.2	707.2	100	61	100	S 0	W 1	NNW 0	10	5	0	0.1	≡ n–10½
13	1.2	4.4	2.2	2.6	−1.3	706.8	706.8	709.2	100	82	93	W 0	SSW 1	ENE 0	10	10	10	.	
14	1.7	4.4	2.3	2.8	−1.0	708.1	709.1	711.5	92	75	94	NNE 1	NNW 1	NNW 0	10	10	10	0.0	
15	1.8	3.2	5.8	3.6	0.0	709.1	709.5	714.3	96	87	74	NE 0	N 0	SSE 1	10	10	10	0.0	●tr. 18–n m.U.
16	0.6	10.4	7.8	6.3	2.9	716.7	714.2	709.1	100	60	76	SSE 0	NE 2	NE 1	9	3	10	0.0	●tr. n (16./17.), ⌣ fr.
17	6.0	10.7	5.5	7.4	4.1	710.8	713.9	716.5	82	62	86	WNW 0	W 0	ENE 0	10	9	0	0.0	●tr. fr.
18	0.8	7.4	4.3	4.2	1.1	718.6	718.8	721.4	100	70	93	W 0	W 0	WNW 0	10	7	10	0.4	●° 21½–23, ≡ n–a
19	4.4	6.0	4.8	5.1	2.1	722.4	722.6	723.6	95	90	90	WNW 0	WNW 0	N 1	10	10	10	0.2	●° 5¾–7, ●tr. a, p zeitw.
20	3.4	5.2	2.9	3.8	1.0	724.6	725.4	725.6	83	67	76	N 1	ENE 1	NNE 0	10	10	10	.	
21	0.1	2.6	1.4	1.4	1.3	724.9	724.5	725.2	80	66	70	NNW 2	ENE 2	ESE 1	7	10	10	.	
22	−1.2	3.4	−1.1	0.4	−2.1	726.3	726.4	726.7	81	56	78	NNE 1	NNE 2	NNE 0	3	1	0	0.0	⌣° fr.
23	−2.3	4.3	−0.8	0.2	−2.2	726.4	726.4	727.1	90	55	90	NNE 0	ESE 1	ESE 0	1	0	0	0.0	⌣² fr.
24	**−2.9**	2.4	2.2	0.6	−1.6	728.2	728.4	729.3	100	73	85	ESE 0	ESE 0	ESE 0	10	0	10	.	≡ a, ⌣ fr.
25	2.8	4.0	−0.4	2.1	0.0	730.4	731.0	731.4	83	68	87	N 1	E 2	NNW 1	10	9	0	0.0	
26	−1.2	1.6	0.0	0.1	−1.9	731.0	730.4	731.0	95	78	98	NNW 0	NNW 0	ESE 1	10	10	10	.	⌣² fr.
27	−1.2	1.6	1.2	0.5	−1.3	731.4	731.0	**731.9**	96	85	89	ESE 1	ESE 1	ESE 0	10	10	10	.	
28	0.8	1.6	0.6	1.0	−0.7	730.9	730.7	730.6	86	84	94	ESE 0	ESE 1	NE 0	10	10	10	.	
29	−0.8	0.6	−1.1	−0.4	−1.9	729.6	729.0	729.0	100	88	100	ESE 0	ESE 1	NE 0	10	10	10	.	≡ a, abds.
30	−1.4	−0.7	−1.0	−1.0	−2.4	729.4	728.7	729.5	96	90	90	ENE 0	ESE 0	ENE 0	10	10	10	.	
Mittel	1.4	5.4	2.9	3.2	—	719.0	718.7	719.1	92	71	86				7.9	7.6	7.0	Summe 23.4	

$\lambda = 8^{\circ}\,30'$, $\beta = 47^{\circ}\,3'$,
$H_b = 1787.3^{m}$, $G = -0.11\,{}^{m}/_{m}$.

Rigi-Kulm.

November 1934.
Beobachter: *J. Steiner.*

1	−5.3	−6.5	−9.2	−7.0	−7.5	609.0	610.8	613.2	100	100	100	W 2	W 1	W 2	10*	10*	10	10.9	✳° n–15 zeitw.	✳
2	**−11.3**	−9.0	−5.8	−8.7	−9.1	613.8	614.1	615.3	82	46	42	W 1	W 1	W 1–2	0	0	0	.		✳
3	−3.6	0.6	1.8	−0.4	−0.7	614.9	613.7	610.7	39	29	53	SE 2	SE 2	SE 4	1	7	8	.		✳
4	3.6	5.0	4.2	4.3	4.1	609.9	612.0	612.3	45	45	53	SSE 3	S 2	S 3–4	3	1	0	.		✳
5	4.0	7.0	2.2	4.4	4.3	610.3	607.6	605.7	45	45	80	S 3	S 3–4	W 2	3	10	3	0.1		
6	2.6	3.0	0.4	2.0	2.0	605.1	601.9	602.0	58	61	97	SSE 2	SSE 4	SW 2	9	10	10	5.2		
7	−1.8	0.0	0.5	−0.4	−0.2	605.1	604.7	603.3	96	84	68	W 1	SE 1	W 2	2	10*	9	4.6		✳
8	−3.9	−3.4	−4.4	−3.9	−3.6	605.1	607.9	610.7	100	100	100	NW 1	W 1	W 1	10*	10*	10*	**26.2**	✳ 5–18	✳
9	−5.2	0.4	1.2	−1.2	−0.8	609.2	608.6	607.0	90	63	72	SW 1	S 1	S 3	5	9	10	.		✳
10	2.5	3.5	2.4	2.8	3.3	605.0	604.4	602.3	44	64	54	S 3	SSE 3	S 3	10	10	6	18.4	✳ n–n zeitw.	✳
11	−1.7	−1.2	−1.8	−1.6	−1.0	604.0	604.5	604.6	73	89	92	W 1	W 1	W 1	7	10●	9	0.7	✳° 17, ≡ 11–16 zeitw.	✳
12	−3.1	−1.2	−3.2	−2.5	−1.8	603.7	603.2	603.2	90	61	69	W 1	NW 1	SW 0	9	9	0	.		✳
13	−4.1	−0.8	−1.2	−2.0	−1.2	**601.2**	601.9	603.7	56	50	52	SW 0	S 1	S 3	0	1	3	.		✳
14	0.8	0.2	0.0	0.3	1.2	603.3	603.9	606.2	48	76	75	SSE 3	S 4	SE 2–3	10	10	6	0.6	✳° 16	✳
15	3.0	5.0	−1.2	2.3	3.3	603.9	605.7	609.5	57	49	100	SSE 5	SE 2	SW 1	9	9	10	.		✳
16	1.2	3.6	4.7	3.2	4.3	610.7	610.8	605.9	46	29	44	SE 3	SSE 4	SE 3–4	7	1	9	.		✳
17	−1.0	1.5	0.0	0.2	1.5	606.7	609.3	611.3	100	71	61	WNW 1	SE 1	SE 1	10●	3	1	.	≡ 11–9	✳
18	−1.2	0.0	−1.2	−0.8	0.6	612.3	612.6	614.5	95	78	100	NE 1	SE 1	SW 1	10	5	10●	2.1	≡ n–n zeitw.	✳
19	−2.1	−0.9	−2.5	−1.8	−0.3	615.1	615.2	615.9	100	100	100	NE 1	E 0	E 1	10*	10●	10●	0.2	✳° n–8, ≡ n–n	✳
20	−3.0	−2.5	−4.3	−3.3	−1.7	616.2	616.8	616.8	95	100	100	ESE 1	SSE 1	SE 1	10	10●	10●	.	≡ 10–n m.U.	✳
21	−3.7	−0.5	−2.8	−2.3	−0.6	615.6	615.2	615.4	43	**17**	45	ENE 3	ENE 3	ENE 3	0	0	0	.		
22	−2.2	−1.4	−2.1	−1.9	−0.1	616.5	617.1	617.6	29	27	35	ENE 3	ENE 3	E 3	0	0	0	.		
23	0.0	1.0	0.2	0.4	2.3	617.2	617.6	618.5	32	28	24	ENE 2	E 2	E 3	0	0	0	.		
24	0.0	0.0	−2.4	−0.8	1.2	619.6	620.0	620.5	56	67	72	ENE 1	E 1	E 1	0	0	0	.		
25	−1.2	0.3	3.0	0.7	2.8	620.9	621.7	622.6	62	46	24	ENE 2	ENE 3	E 2	0	0	1	.		
26	3.0	4.8	3.8	3.9	6.1	622.4	621.7	622.4	27	21	33	ENE 2	E 0	E 0	0	0	1	.		
27	0.0	4.1	3.1	2.4	4.7	622.4	622.7	623.1	37	26	43	NE 0	E 0	W 1	1	3	1	.		
28	6.4	**7.8**	5.6	6.6	9.0	623.5	623.5	**628.9**	32	24	25	WNW 1	W 1	W 1	0	0	0	.		
29	5.0	7.4	4.5	5.6	8.1	622.9	622.4	622.0	22	23	24	W 0	SW 0	SW 0	0	0	0	.		
30	3.8	6.0	3.0	4.3	6.8	621.3	620.8	621.3	38	39	35	SW 0	SW 0	SW 0	0	0	0	.		
Mittel	−0.6	1.1	0.0	0.2	—	612.2	612.4	612.7	61	55	62				4.5	4.9	4.6	Summe 69.0		

November 1934.
Beobachter: *P. Nogler.*

Bevers.

$\lambda = 9^\circ 53'$, $\beta = 46^\circ 33'$,
$H_b = $ ca. 1710^m, $G = -0.12\ ^m/_m$.

Tag	Lufttemperatur					Luftdruck			Relative Feuchtigkeit			Windrichtung und Stärke			Bewölkung			Niederschlag	Witterung
	7^{30}	13^{30}	21^{30}	Mittel	Abweich. vom Normalt.	7^{30}	13^{30}	21^{30}	7^{30}	13^{30}	21^{30}	7^{30}	13^{30}	21^{30}	7^{30}	13^{30}	21^{30}		
1	−3.0	−1.0	−9.0	−4.3	−3.7	614.1	615.3	618.6	89	64	78	NE 1	NE 0	SW 1	10	9	5	.	
2	−15.3	−3.8	−10.9	−10.0	−9.2	620.9	620.6	622.7	78	**54**	76	NW 0	SW 1	W 1	0	0	0	.	
3	−10.7	−0.4	−5.3	−5.5	−4.5	622.4	622.6	622.1	84	58	77	SW 0	SW 0	W 0	5	7	3	.	
4	−1.3	**4.8**	−1.0	0.8	2.0	620.4	620.4	621.6	95	76	97	S 0	SE 1	SW 0	10	2	0	.	⚹° n–12 zeitw.
5	−0.4	**4.8**	2.2	2.2	3.6	620.5	616.8	614.6	96	80	95	NW 0	NW 0	NW 0	9	9	10	26.3	● seit 13 zeitw.
6	0.1	0.5	1.2	0.6	2.2	613.8	610.9	610.2	90	95	91	SE 0	NE 0	SW 1	9	10	10	23.5	● 10–12, ⚹ 12–n m.U.
7	−0.1	4.4	−0.9	1.1	2.9	612.3	612.8	611.1	91	68	94	W 0	S 0	NE 1	6	10	10*	9.5	⚹ 8½–11, 18–22
8	−9.1	2.1	−2.6	−3.2	−1.2	611.5	612.6	615.8	88	64	86	SSW 0	SE 1	NE 0	2	8*	10	.	⚹ △ seit 13
9	−11.2	0.7	−2.8	−4.4	−2.2	617.2	617.2	617.4	85	62	83	SW 0	SW 0	SW 0	1	5	8△	0.6	
10	−1.0	2.6	1.6	1.1	3.5	615.8	615.3	613.0	88	68	78	S 0	W 1	S 0	10	10△	9	13.5	
11	0.2	3.7	−1.6	0.8	3.3	610.7	610.9	611.3	94	70	86	NE 1	SW 1	W 0	10*	4	3	3.5	
12	−6.8	−0.2	−8.2	−5.1	−2.4	610.3	609.9	609.6	85	60	81	SW 0	SW 0	W 0	4	1	0	.	
13	−10.4	−0.7	−3.1	−4.7	−1.8	**608.7**	609.3	613.4	83	63	79	SW 0	W 0	W 0	2	1	4	1.9	
14	−4.0	−1.0	−0.2	−1.7	1.4	613.3	613.0	614.7	94	*95	*95	NE 4	NE 5	NE 3	10*	10*	10*	**33.7**	⚹ ⚶ n–n
15	0.6	1.7	0.2	0.8	4.1	614.7	614.1	616.2	*75	*80	*90	NE 1	NE 2	SW 1	9	10	10*	10.6	● 10½–15½, ⚹ 15½–n
16	−6.4	1.8	0.0	−1.5	2.0	620.6	619.4	615.7	*85	*60	*90	NW 0	NE 0	NE 5	5	6	10	14.0	
17	0.8	1.8	−2.7	0.0	3.7	614.4	616.9	619.4	*90	*70	91	W 2	S 1	SW 0	9*	9*	8	0.3	⚹° n–n
18	−3.4	2.6	−0.2	−0.3	3.5	619.3	619.4	620.7	89	63	87	E 0	S 1	S 1	10*	9	8	.	
19	−4.0	−0.7	−9.2	−4.6	−0.6	621.2	621.0	622.5	80	55	86	S 1	S 0	SW 0	9	1	0	.	
20	−13.2	−5.2	−12.0	−10.1	−5.9	623.3	623.2	624.0	85	63	82	W 0	W 0	SW 0	0	0	1	.	
21	−11.6	−7.8	−14.0	−11.1	−6.7	623.0	623.3	623.1	88	73	84	SSW 0	S 0	NNW 1	10	0	0	.	
22	**−17.5**	−8.3	−14.4	−13.4	−8.8	623.9	623.9	624.6	80	64	84	NW 0	NE 0	W 0	0	0	0	.	
23	−16.8	−6.9	−12.6	−12.1	−7.4	624.4	623.8	625.8	79	64	87	W 0	W 0	SW 0	0	0	0	.	
24	−14.5	−4.2	−12.2	−10.3	−5.4	626.4	626.1	627.3	82	65	89	SW 0	SW 0	W 0	0	0	0	.	
25	−15.8	−5.8	−3.2	−8.3	−3.2	628.3	628.5	628.7	83	66	84	NW 0	SW 0	SW 0	0	0	0	.	
26	−14.4	−4.0	−10.3	−9.6	−4.3	629.5	627.9	628.7	84	61	80	SW 0	SW 0	W 0	0	0	1	.	
27	−9.2	−1.4	−9.2	−6.6	−1.2	628.9	629.3	630.8	80	55	88	SW 0	SW 0	W 0	3	9	0	.	
28	−10.5	−0.5	−7.6	−6.2	−0.6	**631.1**	630.2	630.6	88	63	85	SW 0	SW 0	W 0	0	0	0	.	
29	−10.2	−1.3	−8.2	−6.6	−0.8	630.0	628.8	628.8	88	60	80	SW 0	SW 0	SW 0	0	0	0	.	
30	−11.2	−1.9	−9.0	−7.4	−1.4	628.2	627.3	628.4	83	61	82	SW 0	SW 0	W 0	0	0	0	.	
Mittel	−7.7	−0.8	−5.5	−4.7	—	620.0	619.7	620.4	86	67	85				4.8	4.3	4.0	Summe 137.4	

November 1934.
Beobachter: *Kapuzinerkloster.*

Sitten.

$\lambda = 7^\circ 21'$, $\beta = 46^\circ 14'$,
$H_b = 548.6^m$, $G = 0.00\ ^m/_m$.

1	3.8	6.4	4.6	4.9	−1.9	711.7	713.4	717.6	85	57	63	SW 1	SW 2	SW 2	9	9	0	.	
2	−2.4	4.0	1.0	0.9	−5.7	719.1	717.9	719.3	69	38	61	N 0	ENE 1	NE 0	0	0	0	.	
3	−1.4	8.4	6.6	4.5	−1.9	718.4	714.1	711.6	68	30	35	ENE 0	ENE 0	ENE 0	8	10	10	.	
4	6.2	**15.6**	9.4	10.4	4.2	712.0	711.4	713.3	54	30	45	NE 1	N 1	NE 2	2	0	0	.	
5	9.0	15.0	9.4	11.1	5.0	711.1	706.5	705.2	50	41	75	NE 1	E 3	NE 3	10	10	0	0.5	
6	4.2	10.0	7.6	7.3	1.4	704.1	**700.9**	702.8	97	61	86	NE 2	NE 2	NE 1	10	10	10●	0.6	● III
7	4.4	11.2	8.2	7.9	2.2	705.4	703.4	702.9	98	52	59	NE 0	E 1	NE 0	5	10	10	6.4	
8	2.2	5.6	4.8	4.2	−1.3	707.2	710.2	712.8	95	85	83	W 2	W 2	W 1	10●*	10●	5	5.3	● I, II
9	2.0	7.8	5.4	5.1	−0.2	712.7	710.8	709.7	82	44	54	NNE 2	NE 2	NE 2	4	7	5	.	
10	6.6	13.6	12.2	10.8	5.7	706.4	703.9	702.0	53	**28**	34	NE 2	NE 4	NE 4	10	10	5	**9.5**	
11	2.6	9.4	6.4	6.1	1.2	704.9	704.8	705.1	97	58	77	NNW 1	WSW 0	SW 1	1	7	10	.	
12	4.2	9.8	3.2	5.7	1.0	704.6	703.3	703.4	90	45	73	W 1	NW 0	N 1	9	2	3	.	
13	0.6	7.6	4.2	4.1	−0.5	703.2	702.9	704.9	78	35	45	N 0	ENE 1	NE 0	0	6	3	.	
14	6.6	7.4	4.0	6.0	1.6	704.5	705.2	706.8	46	66	97	NE 0	E 1	NE 1	10	10	10	3.0	●tr. p
15	7.2	6.6	4.2	6.0	1.8	704.8	706.0	709.8	81	88	96	NE 1	NE 0	NE 1	10●	10●	9	7.6	● I, II
16	3.6	11.8	8.0	7.8	3.7	712.5	709.1	705.3	81	35	45	NE 0	NE 0	ENE 2	9	3	8	3.7	
17	6.4	11.8	6.4	8.2	4.3	707.0	708.9	712.2	95	50	51	NE 0	NE 0	N 0	10	1	0	.	
18	3.0	7.4	6.6	5.7	2.0	713.5	713.6	716.4	74	59	72	NE 0	NE 1	W 0	10	4	10	.	
19	7.9	8.6	7.0	7.8	4.3	717.1	716.7	717.8	77	63	80	NW 0	SW 1	W 0	10	5	10	.	
20	3.0	8.0	2.0	4.3	1.0	719.0	719.1	719.9	76	42	75	NE 0	NE 0	W 1	0	0	8	.	
21	0.4	4.4	1.4	2.1	−1.1	718.9	717.1	718.3	76	49	76	N 0	SW 1	NE 1	0	0	0	.	
22	1.0	5.0	0.2	2.1	−0.9	719.8	719.7	720.7	79	61	85	NE 1	W 1	NW 0	10	0	0	.	
23	−0.2	2.8	−0.6	0.7	−2.1	721.1	720.2	722.0	85	65	87	NW 0	SW 1	NW 0	0	0	0	.	
24	−2.0	3.8	0.0	0.6	−2.0	722.7	722.2	723.6	86	55	75	NW 0	SW 1	NW 0	0	0	0	.	
25	−2.2	3.2	0.4	0.5	−2.0	724.7	724.5	**726.6**	84	60	77	NW 0	SW 1	N 0	0	0	0	.	
26	**−3.2**	5.0	−0.2	0.5	−1.8	726.0	723.7	725.7	94	50	78	N 0	N 1	WNW 0	0	0	0	.	
27	−2.0	4.4	0.4	0.9	−1.2	725.4	724.8	726.4	85	55	84	NW 0	WNW 0	WNW 0	2	10	1	.	
28	−0.6	6.0	1.6	2.3	0.3	726.2	725.0	726.0	86	57	84	NW 0	NW 0	NW 0	0	0	0	.	
29	0.8	7.8	1.8	3.5	1.7	725.0	723.5	723.8	82	54	85	NW 0	N 0	W 0	0	0	0	.	
30	−1.2	3.2	0.6	0.9	−0.7	723.9	722.6	724.5	96	75	100	WNW 0	WSW 1	NW 0	0	0	10	.	
Mittel	2.3	7.7	4.2	4.7	—	714.4	713.5	714.6	80	53	71				5.0	4.5	4.2	Summe 36.6	

$\lambda = 8^\circ 57'$, $\beta = 46^\circ 0'$.
$Hb = 276.2^m$, $G = 0.03\ ^m/_m$.

Lugano.

November 1934.
Beobachter: *G. Vicari.*

Tag	Lufttemperatur					Luftdruck			Relative Feuchtigkeit			Windrichtung und Stärke			Bewölkung			Niederschlag	Witterung
	7^{30}	13^{30}	21^{30}	Mittel	Abweich. vom Normalst.	7^{30}	13^{30}	21^{30}	7^{30}	13^{30}	21^{30}	7^{30}	13^{30}	21^{30}	7^{30}	13^{30}	21^{30}		
1	11.6	**12.6**	6.8	10.3	1.7	728.5	731.1	736.8	35	**22**	24	N 3	N 3	N 3	7	0	0	.	
2	4.2	10.0	3.0	5.7	−2.7	740.1	741.0	742.8	28	28	61	N 2	S 1	N 1	0	0	0	.	
3	0.2	9.4	6.0	5.2	−3.1	744.6	744.1	743.0	68	37	92	N 1	SE 1	N 1	6	10	10	9.2	
4	3.4	7.0	6.8	5.7	−2.4	741.4	741.0	741.5	98	86	96	NNW 1	NNE 1	NNE 1	10●	10●	10●	5.6	● n–n m.U.
5	7.4	8.6	8.0	8.0	0.1	738.1	736.3	732.3	96	97	97	N 1	NE 1	N 1	10●	10	10●	45.6	●° n–12, ● 12–n m.U.
6	8.0	8.4	7.8	8.1	0.3	731.3	727.2	726.8	96	96	94	N 1	NNW 2	NNE 1	10	10	10●	36.0	● n–3½, 8–22½
7	7.8	10.8	6.4	8.3	0.7	729.4	730.2	727.9	94	72	92	NNW 1	NE 1	NW 1	10	10	10●	18.2	● 14½–23½ m.U.
8	5.6	10.6	4.2	6.8	−0.6	728.6	730.1	733.0	94	64	78	N 1	S 1	N 1	10	10	0	.	
9	2.2	11.0	7.2	6.8	−0.5	734.9	736.0	737.1	64	34	73	N 1	SSE 1	NE 1	0	4	10	5.8	● 19½–n m.U.
10	6.2	7.0	6.4	6.5	−0.6	735.6	735.1	729.6	89	89	89	NW 1	W 1	NNW 1	10●	10●	10●	61.6	● n–n
11	4.6	7.2	6.2	6.0	−1.0	728.1	728.8	728.4	88	88	89	S 1	NNW 1	N 1	10	10	4	22.4	● n–14½, 20–21
12	4.6	10.0	4.4	6.3	−0.5	727.7	726.8	726.1	92	62	76	NNW 1	SSE 1	N 1	6	4	2	.	
13	3.8	9.4	5.4	6.2	−0.5	**725.8**	727.5	731.2	88	66	80	N 1	SSW 1	N 1	6	10	3	15.3	
14	4.0	4.0	4.8	4.3	−2.2	731.8	731.9	732.7	91	92	94	S 1	W 1	N 1	10●	10●	10●	**65.7**	● 2½–n m.U.
15	6.8	6.8	5.6	6.4	0.0	730.3	731.9	735.2	92	94	91	N 1	NNE 1	NNW 1	10●	10●	10	43.7	● n–19½
16	3.8	9.4	7.2	6.8	0.6	738.9	737.7	732.1	92	66	89	NW 1	SSW 1	NW 1	2	4	10	14.4	● 17–17½, 19–n
17	6.6	9.6	7.8	8.0	2.0	733.5	736.5	738.3	90	83	92	N 1	NE 0	NNE 1	5	10	10●	6.0	● n–5, 9–12, 20–n m.U.
18	7.0	8.4	6.8	7.4	1.5	737.5	739.0	740.6	92	92	97	NNW 1	SW 1	N 0	10	10●	10●	11.5	● n–21
19	2.8	9.4	5.6	5.9	0.2	740.5	740.0	741.4	94	65	81	N 1	S 1	N 1	0	0	0	.	
20	2.8	9.4	4.2	5.5	−0.1	742.2	741.6	743.0	85	52	73	N 1	S 1	N 1	0	0	10	.	
21	5.4	6.6	1.2	4.4	−1.0	743.1	742.7	743.2	73	48	82	N 1	NW 1	N 1	10	10	0	.	
22	1.0	7.8	1.4	3.4	−1.9	744.4	743.7	743.6	87	47	76	N 1	SW 1	N 1	10	0	0	.	
23	**−0.8**	7.2	1.0	2.5	−2.6	745.0	744.6	745.3	77	45	72	N 1	SE 1	N 1	0	0	0	.	
24	−0.4	7.4	1.2	2.7	−2.3	746.2	746.0	747.3	77	44	70	N 1	SE 1	N 1	0	0	0	.	⌴ fr.
25	−0.4	8.2	1.2	3.0	−1.9	749.2	748.9	**749.7**	79	44	80	N 1	S 0	N 1	0	0	0	.	⌴ fr.
26	−0.6	7.6	1.4	2.8	−2.0	748.6	746.6	745.9	85	48	84	N 1	S 0	N 1	0	0	0	.	⌴ fr.
27	0.8	8.6	3.8	4.4	−0.2	746.4	747.2	748.7	83	48	80	N 1	W 0	N 1	0	10	0	.	
28	2.2	9.4	3.2	4.9	0.4	749.0	748.1	748.9	77	54	81	N 1	S 0	N 1	0	0	0	.	
29	1.4	8.6	3.2	4.4	0.1	747.8	746.8	747.3	84	58	82	N 1	S 0	N 1	0	0	0	.	
30	1.0	7.6	2.4	3.7	−0.5	746.8	746.2	747.8	92	67	86	N 1	SE 1	N 1	0	0	0	.	
Mittel	3.8	8.6	4.7	5.7	—	738.5	738.5	738.9	83	63	82				5.1	5.4	4.6	Summe 361.0	

$\lambda = 7^\circ 35'$, $\beta = 47^\circ 33'$.
$Hb = 318^m$, $G = 0.13\ ^m/_m$.

Basel.

November 1934.
Beobachter: *Astronom.-Meteorol. Anstalt.*

1	2.3	6.4	1.6	3.4	—	733.2	734.4	738.8	94	69	78	W 1	SW 1	SW 1	10●	9	1	1.0	● 3½, 7¼–8½, 14¾–15¼
2	−2.4	8.1	0.5	2.1	—	739.0	738.3	739.5	91	**49**	93	E 1	SW 2	ENE 1	1	6	0	.	⌴ fr.
3	−2.2	8.7	2.4	3.0	—	738.9	736.5	732.4	97	50	94	E 1	ENE 1	NW 1	2	3	10	.	⌴ fr.
4	−0.7	**13.4**	6.4	6.4	—	730.8	731.7	731.9	97	54	84	SSW 1	ESE 1	E 1	3	1	0	.	⌴ fr.
5	2.0	7.0	9.4	6.1	—	729.3	725.1	724.2	96	82	89	ESE 1	S 1	WSW 1	9	10	10	4.9	● 16½–21¼ m.U., ⌴° fr.
6	5.0	9.5	8.0	7.5	—	723.3	**720.7**	722.0	90	74	86	E 1	E 1	WSW 2	10	10	10●	0.9	● 21¼–22¼
7	5.1	13.5	6.6	8.4	—	725.0	724.8	724.2	97	59	94	E 1	SE 1	WNW 1	4	6	10	**33.9**	
8	5.5	5.0	4.1	4.9	—	727.8	730.9	735.9	97	95	88	W 1	SW 1	SW 1	10●	10●	10	7.3	● 0½–12¾, 13½–15½ m.U.
9	0.2	7.4	5.5	4.4	—	731.5	727.9	726.3	96	70	72	ESE 1	E 1	ENE 1	6	10	10	.	⌴ fr.
10	5.1	9.4	6.4	7.0	—	723.8	723.1	722.5	83	69	84	ESE 1	E 1	W 1	10	10	2	1.5	
11	4.8	10.3	2.4	5.8	—	724.6	724.8	724.9	97	70	94	E 1	SE 1	E 1	10	6	1	.	● 4–7
12	2.3	10.1	2.7	5.0	—	724.4	723.8	722.8	98	63	93	E 1	ESE 1	SE 1	10	1	1	.	△ fr.
13	0.7	7.2	3.0	3.6	—	721.9	721.7	724.0	96	72	90	E 1	ESE 1	ENE 2	2	9	2	.	⌴ fr.
14	0.2	4.6	2.2	2.3	—	724.4	724.8	727.4	98	79	93	SSW 1	W 1	E 1	10	10	10	.	⌴° fr., ♈ abds.
15	0.5	2.5	2.6	1.9	—	725.1	726.1	730.0	98	94	94	SW 0	W 1	E 1	10≡	10	10	.	≡ 4–11, ♈ 18
16	−1.6	7.6	3.2	3.1	—	732.9	730.4	725.4	94	72	97	NW 1	N 1	WNW 1	10	1	10≡	.	≡ 9¼–10½, 15½–n m.U.,
17	3.8	11.2	4.0	6.3	—	727.2	729.6	732.4	97	66	97	WNW 1	ENE 1	E 1	10	10	5	.	♈ abds. [⌴ fr.
18	0.0	2.2	4.5	2.2	—	734.3	735.3	737.7	100	98	97	E 0	WSW 1	SW 1	10≡	10≡	10	0.2	≡ 7–18, ⌴ fr.
19	5.1	4.0	3.7	4.3	—	738.9	739.6	740.4	98	95	95	W 1	NW 1	WNW 1	10≡	10	10●	0.7	≡ n–10
20	2.1	2.0	1.3	1.8	—	741.2	742.1	742.4	98	94	98	NW 1	W 1	WNW 1	10≡	10	10≡	.	≡ n–10, 18–n
21	−1.4	−0.8	−0.4	−0.9	—	742.3	741.9	742.2	94	89	90	WNW 1	NW 1	W 1	10≡	10	10	.	≡ n–9½
22	−2.0	−0.2	−3.7	−2.0	—	743.4	743.6	743.3	93	81	94	NNW 1	NW 1	SW 1	10	6	0	.	⌴ fr.
23	−4.0	1.8	−1.5	−1.2	—	743.3	742.8	743.6	94	82	93	S 0	W 1	E 1	10≡	3	0	.	≡ 0–11, ⋁ ⌴ fr.
24	−4.5	3.1	1.3	0.0	—	744.6	744.8	745.9	93	74	92	S 0	NNE 0	SW 1	1	4	10	.	⌴ fr.
25	−1.0	0.1	−1.6	−0.8	—	747.1	747.5	748.0	95	94	94	WNW 1	NW 1	SE 1	10≡	10≡	10≡	.	≡ n–n m.U.
26	−4.8	6.3	−1.4	0.0	—	747.5	746.6	747.6	93	65	94	SE 0	SSE 1	WNW 1	10≡	1	10≡	.	≡ n–8, 21–n, ⋁ ⌴ fr.
27	−1.9	3.2	−0.9	0.1	—	747.7	747.5	**748.3**	94	80	94	E 1	E 1	ENE 1	10≡	9	1	.	≡ n–11, ⋁ ⌴ fr.
28	−1.1	4.0	−0.6	0.8	—	746.8	746.3	746.3	94	73	91	SE 1	ENE 1	ENE 1	9	1	1	.	⋁ ⌴ fr.
29	**−5.0**	2.3	−0.4	−1.0	—	745.7	745.1	745.4	94	79	94	W 1	WNW 1	ESE 1	2	1≡	10	.	≡ 8½–11½, 14¾–20,
30	−0.4	1.6	0.2	0.5	—	745.5	744.9	745.4	88	82	84	E 1	E 1	ENE 1	10	10	10	.	[⋁° ⌴ fr.
Mittel	0.4	5.7	2.4	2.8	—	735.0	734.7	735.3	95	76	91				8.0	6.9	6.5	Summe 50.4	

November 1934.
Beobachter: *Observatorium.*

Säntis.

$\lambda = 9^{\circ}\,20'$, $\beta = 47^{\circ}\,15'$.
$Hb = 2500.1^{m}$, $G = -0.16\,{}^{m}/_{m}$.

Tag	Lufttemperatur					Luftdruck			Relative Feuchtigkeit			Windrichtung und Stärke			Bewölkung			Niederschlag	Witterung
	7^{30}	13^{30}	21^{30}	Mittel	Abweich. vom Normalst.	7^{30}	13^{30}	21^{30}	7^{30}	13^{30}	21^{30}	7^{30}	13^{30}	21^{30}	7^{30}	13^{30}	21^{30}		
1	-10.2	-12.0	-14.4	-12.2	-9.0	555.0	555.9	558.3	100	100	100	WSW 3	W 2	W 1	10≡*	10≡*	10≡*	15.6	✳ ≡ ☩ n-n
2	-16.8	-13.0	-11.6	-13.7	-10.4	559.1	560.0	561.4	81	41	50	WSW 3	WSW 3	WSW 3	1	1	1	.	☩ 8-17
3	-8.6	-1.4	-2.3	-4.1	-0.6	562.0	561.8	560.3	42	16	54	WSW 1	S 1	SSW 3	5	9	10	.	
4	-1.2	1.2	-1.2	-0.4	3.2	559.1	560.7	561.3	65	48	48	SSW 4	SSW 3	SSW 2	7	2	1	.	
5	0.2	2.3	-0.2	0.8	4.5	559.6	557.2	554.5	37	54	97	SSE 3	SSW 3	SSW 5	3	10	6	0.7	● 19-21
6	-2.0	-1.2	-4.0	-2.4	1.5	554.4	551.9	550.4	50	70	77	SSW 3	SSW 3	SSW 3	8	10	8	3.1	✳ n (6./7.)
7	-5.6	-3.7	-5.0	-4.8	-0.8	553.4	553.5	552.1	90	91	82	WSW 1	S 1	ESE 2	10≡	9	10	.	≡ n-10
8	-6.4	-8.4	-9.3	-8.0	-3.9	552.1	554.4	556.8	89	100	100	WSW 2	WNW 1	WNW 0	10≡	10≡*	10≡*	16.2	✳ 9-n, ≡ $6^{3}/_{4}$-n
9	-10.0	-5.9	-5.4	-7.0	-2.7	556.4	556.6	556.0	63	37	45	WSW 2	SW 2	S 3	8	9	10	.	⊕ a
10	-4.4	-2.8	-2.0	-3.1	1.3	554.5	553.8	551.9	56	50	51	SSW 4	SSE 4	S 4	10	10	9	4.3	☩ n-12
11	-5.3	-4.2	-7.0	-5.5	-1.0	552.3	552.6	552.5	90	94	87	W 2	NW 0	SSW 2	10≡*	10≡*	2	1.5	✳° n-15 m.U., ≡ n-$9^{1}/_{4}$, 12-18
12	-7.4	-5.4	-9.0	-7.3	-2.7	551.2	551.1	550.3	85	84	77	WSW 1	WSW 1	W 1	10≡	10≡	1	.	✳° $16^{1}/_{2}$-17 m.U., ≡ n-16 m.U.
13	-8.7	-6.4	-5.0	-6.7	-1.9	549.4	550.0	552.6	44	54	44	S 1	SSW 2	SSW 1	1	1	6	.	
14	-4.0	-2.8	-3.4	-3.4	1.5	552.4	553.4	555.5	72	86	90	S 3	SSW 4	S 3	10	10	7	0.0	✳° $16^{1}/_{4}$-$16^{3}/_{4}$, ≡ 16-18
15	-2.4	-0.3	-4.0	-2.2	2.8	554.1	554.4	557.0	62	51	100	SE 3	S 3	SW 2	6	10	10≡*	0.2	✳° 21-n, ≡ $20^{1}/_{2}$-n
16	-3.4	-1.8	-1.6	-2.3	2.8	559.8	559.0	555.7	20	18	44	S 2	SSE 3	E 2	10	6	8	.	
17	-3.0	-3.0	-5.2	-3.7	1.5	554.7	557.0	559.2	66	71	60	SSW 2	SW 2	S 2	10	6	9	.	
18	-5.0	-2.6	-5.6	-4.4	1.0	560.1	560.4	561.7	81	65	100	S 1	ESE 1	NE 0	10	7	10≡	0.1	≡ $19^{1}/_{4}$-n, ✳ n
19	-7.8	-5.4	-7.0	-6.7	-1.2	562.0	562.0	562.8	97	100	100	N 1	SW 0	W 0	10	10≡	10≡	.	≡ 13-n
20	-7.6	-4.1	-4.3	-5.3	0.3	562.8	563.6	563.9	24	2	1	NE 1	NE 1	ENE 3	1	0	1	.	
21	-5.4	-2.9	-4.6	-4.3	1.4	563.2	563.1	563.1	2	2	6	NE 3	NE 2	NE 3	1	0	0	.	
22	-5.1	-4.1	-4.3	-4.5	1.3	564.0	564.7	564.8	4	7	20	NNE 4	ENE 3	NE 3	0	0	0	.	
23	-3.4	-2.3	-5.6	-3.8	2.1	564.6	565.3	566.1	19	17	92	NE 2	NE 2	NE 3	0	1	3	.	Ψ abds.
24	-5.4	-3.4	-5.0	-4.6	1.5	566.5	567.0	567.2	94	84	37	NNE 1	SSW 0	N 1	1	0	0	.	
25	-4.3	-2.1	-1.4	-2.6	3.6	568.1	569.2	570.1	21	7	16	ENE 2	ENE 2	ENE 3	0	1	1	.	
26	-2.2	-0.6	-3.2	-2.0	4.3	569.8	569.9	569.6	13	10	22	NNE 1	NNW 1	W 2	1	1	3	.	
27	-3.0	-1.4	-0.2	-1.5	4.9	569.5	570.3	571.4	49	81	15	N 1	ESE 1	E 2	9	10	1	.	
28	3.9	5.0	2.4	3.8	10.3	571.7	572.0	571.8	23	18	21	ENE 2	E 0	SSE 0	0	0	0	.	
29	3.6	4.6	2.8	3.7	10.3	570.9	570.7	569.8	19	18	21	NNE 1	SSE 0	N 1	0	0	0	.	
30	0.8	3.2	1.1	1.7	8.4	569.2	568.9	569.1	23	24	19	NW 1	S 0	N 1	1	1	1	.	
Mittel	-4.7	-2.8	-4.2	-3.9	—	560.1	560.3	560.6	53	50	56				5.4	5.5	4.9	Summe 41.7	

November 1934.
Beobachter: Frl. *F. Lombardi.*

St. Gotthard (Hospiz).

$\lambda = 8^{\circ}\,34'$, $\beta = 46^{\circ}\,33'$,
$Hb = 2095.7^{m}$, $G = -0.14\,{}^{m}/_{m}$.

1	-4.3	-4.0	-7.8	-5.4	-3.7	584.9	585.7	588.7	78	73	79	N 2	N 3	N 3	10	10	10	4.1	≡ 17-n
2	-9.0	-5.0	-6.2	-6.7	-4.9	590.2	591.0	592.2	71	65	58	N 1	N 1	E 0	0	0	0	.	
3	-6.6	-3.6	-4.4	-4.9	-2.9	593.0	593.0	592.5	60	63	60	S 0	S 1	S 1	5	5	6	8.0	
4	-2.4	0.0	-0.5	-1.0	1.1	591.1	591.7	591.5	80	81	95	S 0	S 1	S 1	8	10*≡	10*≡	14.0	✳ 9-n zeitw., ≡ 11-n
5	0.0	0.2	-0.3	0.0	2.3	591.1	588.6	586.0	94	94	98	SE 1	SE 1	S 2	10*≡	10●*≡	10*≡	35.0	● ✳ 11-15, ✳ ≡ n-n
6	0.0	0.4	-0.2	0.1	2.5	584.4	580.8	580.3	97	85	94	S 2	S 2	S 2	10*≡	10●*≡	10*≡	33.0	● ✳ migs., ✳ ≡ n-n
7	-0.4	0.1	-0.3	-0.2	2.4	583.0	583.8	580.2	90	84	90	S 2	S 1	S 2	10≡	10	10	14.3	✳ 14-$18^{1}/_{4}$, 22-n, ≡ n-9,
8	-2.0	-2.0	-4.4	-2.8	-0.1	582.3	584.1	585.6	63	71	84	S 0	S 0	N 3	0	10	10≡	19.0	≡ $15^{1}/_{4}$-n [11-n
9	-5.0	-2.8	-3.2	-3.7	-0.8	587.1	587.8	587.7	61	72	78	E 0	E 1	SE 3	5	8	10	6.2	
10	-3.0	-2.0	-2.8	-2.6	0.4	585.9	585.2	582.6	87	87	91	S 2	S 3	S 3	10≡	10≡	10*≡	55.5	✳ 14-n, ≡ n-n
11	-1.6	-0.2	-1.2	-1.0	2.1	581.7	581.9	582.5	95	94	88	S 2	S 1	S 1	10≡	10*≡	10*≡	13.5	✳ $9^{1}/_{4}$-n, ≡ n-n
12	-1.8	-0.8	-3.8	-2.1	1.2	580.8	580.8	580.0	80	84	65	S 0	W 0	W 0	7	10	0	.	
13	-4.0	-3.6	-5.0	-4.2	-0.8	578.2	580.2	583.2	74	73	81	E 0	SE 1	NW 3	2	5	10	7.4	☩ 18-n
14	-4.8	-2.6	-4.4	-3.9	-0.3	583.1	583.0	584.9	80	83	90	SE 2	SE 2	SE 3	10≡	10*≡	10*≡	51.5	✳ $8^{1}/_{2}$-n, ≡ n-n
15	-2.4	-1.0	-1.8	-1.7	2.0	584.0	584.0	586.2	98	88	92	S 2	S 3	S 1	10*≡	10≡	10≡	17.0	✳ n-$10^{3}/_{4}$, ≡ n-n
16	-2.5	-0.8	-1.7	-1.7	2.1	590.5	590.5	587.0	85	70	85	S 1	S 1	S 2	5	3	10	8.5	
17	-2.6	-1.2	-2.2	-2.0	2.0	585.2	587.6	589.4	94	95	89	S 2	S 2	S 2	10*≡	10≡	8	7.6	✳ n-11, ≡ n-15
18	-2.0	-0.2	0.0	-0.7	3.4	589.6	590.2	591.1	90	89	97	S 0	S 0	S 0	10*≡	10≡	10≡	4.7	✳ n-9, ≡ n-n
19	-2.6	-0.5	-2.4	-1.8	2.5	591.8	592.6	592.2	94	80	82	N 0	N 0	N 1	10≡	10≡	5≡	.	≡ n-abds.
20	-6.6	-4.2	-7.2	-6.0	-1.6	592.9	593.2	593.7	60	50	64	N 1	N 1	N 1	0	0	0	.	
21	-6.6	-4.5	-7.4	-6.2	-1.7	592.4	592.3	592.3	58	60	50	N 1	N 1	N 1	0	0	0	.	
22	-8.2	-5.7	-7.0	-7.0	-2.4	593.3	593.9	594.3	45	52	50	N 1	N 1	N 1	0	0	0	.	
23	-7.4	-3.2	-4.8	-5.1	-0.3	594.0	594.5	595.5	43	44	48	N 1	N 0	N 1	0	0	0	.	
24	-7.6	-4.2	-6.6	-6.1	-1.2	597.1	596.7	597.3	50	52	60	N 1	N 0	N 0	0	0	0	.	
25	-6.2	-3.0	-5.0	-4.7	0.3	598.2	598.7	599.1	51	46	44	N 0	N 0	N 0	0	0	0	.	
26	-5.0	-1.8	-4.4	-3.7	1.4	599.4	599.3	599.2	42	42	58	N 0	N 0	N 0	0	0	0	.	
27	-5.2	-4.5	-1.5	-3.7	1.5	599.2	599.5	600.0	50	60	60	NE 0	NE 0	N 1	5	5	0	.	
28	-1.5	-0.5	-0.5	-0.8	4.6	600.6	600.5	600.3	70	70	46	N 1	N 1	N 1	0	0	0	.	
29	-0.5	0.6	-1.0	-0.3	5.2	600.1	599.6	599.5	60	70	55	N 1	N 1	N 1	0	0	0	.	
30	-2.0	-0.5	-1.8	-1.4	4.2	598.7	597.5	598.8	56	50	60	N 1	N 1	N 1	0	0	0	.	
Mittel	-3.8	-2.0	-3.3	-3.0	—	590.1	590.3	590.5	72	71	73				4.9	5.5	5.3	Summe 299.3	

$\lambda = 7^\circ 26'$, $\beta = 46^\circ 57'$,
$Hb = 572.2^m$, $G = 0.05$ ‰.

Bern.

Dezember 1934.
Beobachter: *Tellur. Observatorium.*

Tag	Lufttemperatur					Luftdruck			Relative Feuchtigkeit			Windrichtung und Stärke						Bewölkung			Niederschlag	Witterung
	7^{30}	13^{30}	21^{30}	Mittel	Abweich. vom Normalst.	7^{30}	13^{30}	21^{30}	7^{30}	13^{30}	21^{30}	7^{30}		13^{30}		21^{30}		7^{30}	13^{30}	21^{30}		
1	−3.2	−0.6	−1.8	−1.9	−2.6	**722.1**	721.3	720.3	91	89	93	SW	1	NE	0	S	0	10	10	10*	.	≡ 14-n
2	**−3.3**	1.7	2.7	0.4	−0.2	718.0	715.6	713.3	94	89	88	W	0	SE	0	S	1	10*	10	10	2.1	● $23^1/_2$–$1^3/_4$ stw., ≡ n–$13^1/_2$
3	4.8	8.9	7.7	7.1	6.7	713.5	712.9	711.8	89	89	91	SE	1	SE	0	S	1	10	10	10●	**15.3**	●° a zeitw., ● $12^1/_4$, $14^1/_2$–$15^1/_4$,
4	9.8	12.1	7.5	9.8	9.5	712.9	711.4	709.9	89	87	91	SW	0	SE	1	SE	1	8	9	10*	1.9	● n–$2^1/_2$ stw., ≡ 21-n {$16^1/_2$-n
5	7.8	11.4	11.0	10.1	9.9	709.9	710.7	713.3	95	83	68	SE	1	SW	1	SW	1	10	10	10	0.8	● 2–$5^1/_4$, $10^1/_2$
6	10.6	**12.3**	6.6	9.8	9.8	714.6	713.6	712.1	68	**64**	83	NW	0	SE	1	S	0	10	9	1	.	
7	3.7	8.8	7.2	6.6	6.7	712.3	713.3	715.2	89	81	86	S	0	S	0	S	0	10	10	10	1.2	● $19^1/_2$–$21^1/_2$
8	2.6	8.0	5.0	5.2	5.4	715.2	714.7	714.6	92	83	92	SE	0	W	0	N	0	10*	8	10	.	≡ 7–9, $17^3/_4$–n
9	2.3	3.4	3.1	2.9	3.2	711.3	708.4	706.6	95	94	94	SE	0	NE	0	NE	0	10*	10*	10*	.	≡ n–$22^1/_4$
10	3.8	7.4	7.4	6.2	6.7	701.8	700.3	704.7	90	87	88	N	0	NW	0	W	1	10	8	8	.	
11	5.2	7.8	2.4	5.1	5.7	706.2	705.1	703.4	83	69	86	SW	0	E	0	SW	0	8	1	0	.	
12	0.3	4.0	3.2	2.5	3.2	701.0	700.7	701.1	93	88	89	SW	0	SW	0	SE	0	10*	10	1	2.7	● $14^3/_4$–$18^1/_2$, ≡ n–10, 22–n
13	1.0	5.6	2.8	3.1	3.9	700.8	701.0	698.9	93	87	93	SE	0	NE	0	NE	0	10=	5	10*	.	≡ n–$10^1/_4$, 20–n
14	0.2	1.5	0.8	0.8	1.7	698.8	698.6	697.4	95	92	93	SW	0	SW	1	SE	1	10*	10	10*	0.8	≡ n–13, $15^1/_4$–n
15	3.2	5.5	5.6	4.8	5.8	695.8	**695.2**	695.8	90	89	93	S	0	SW	0	SW	0	10●	10●	10*	9.0	● $3^1/_2$–$21^1/_4$ stw., ≡ $8^3/_4$-10, 19-n
16	4.2	6.5	4.5	5.1	6.2	696.5	697.5	700.2	92	88	86	SE	0	SE	0	W	1	10	9	10	1.9	● 17–$21^1/_4$ zeitw.
17	3.8	4.3	4.1	4.1	5.3	697.0	700.4	705.7	90	90	91	E	0	W	1	W	0	10	10	10	0.9	● $0^1/_4$–$0^3/_4$, $4^1/_4$, 9–$9^1/_2$
18	2.0	5.0	5.8	4.3	5.6	706.2	704.1	704.2	91	88	90	E	0	S	0	SE	0	10	10●	10●	6.2	● $12^3/_4$–$13^3/_4$, $16^1/_2$–$22^1/_2$ m.U.
19	4.0	6.4	4.4	4.9	6.2	704.0	704.8	705.6	97	87	85	S	1	NW	1	S	0	10=	10	3	0.1	● $8^3/_4$, ≡ n–$8^1/_4$
20	2.3	6.0	4.8	4.4	5.8	705.0	705.9	707.8	89	82	87	SE	1	NW	1	S	0	10	8	10●	9.4	● $9^3/_4$–$10^3/_4$, $15^3/_4$–23 m.U.
21	4.0	5.0	4.9	4.6	6.1	708.9	710.1	710.6	89	88	89	SE	0	S	0	SE	1	10	10	10	1.0	● 0–$10^3/_4$ zeitw.
22	3.6	5.4	0.5	3.2	4.7	708.3	707.1	707.0	90	73	84	E	0	S	0	S	0	10	1	0	.	≡ $7^3/_4$–$8^1/_4$
23	1.4	5.4	2.0	2.9	4.5	707.7	707.9	708.3	87	68	83	S	0	SE	0	E	0	10	10	9	.	
24	0.6	3.5	0.7	1.6	3.2	708.0	707.4	709.4	92	84	96	SE	1	NE	1	N	0	10	10	10*	0.0	≡ 18-n
25	1.8	5.4	1.9	3.0	4.7	711.3	712.1	713.3	90	84	87	S	1	S	0	SW	0	10	10	0	.	≡ 21, n
26	0.7	4.7	2.0	2.5	4.2	712.3	710.5	708.9	94	82	85	SE	0	SW	0	SE	0	10*	8	9	1.2	≡ n–$10^3/_4$
27	3.8	7.0	3.3	4.7	6.5	711.9	714.2	715.6	90	89	89	W	1	SW	0	SE	0	10	9	1	.	● 2–$13^1/_4$ ztw., ≡ $7^3/_4$–$10^1/_4$
28	0.4	4.0	2.0	2.1	3.9	715.1	713.3	710.3	88	86	85	W	0	NE	0	SE	0	5	5	10	.	≡ $7^3/_4$–11
29	−0.3	4.4	4.4	2.8	4.7	711.1	712.3	715.8	88	82	82	W	0	S	1	S	1	2	10	10	0.3	● $17^1/_2$–$18^1/_2$ m.U., ≡ $7^3/_4$-
30	2.9	6.3	2.1	3.8	5.7	719.2	720.7	721.7	87	75	79	SE	0	W	1	S	0	10	2	9	.	[$8^3/_4$, ⌙ fr.
31	1.0	3.5	3.4	2.6	4.5	720.5	719.2	717.8	83	76	82	SW	0	SW	0	S	0	10	10	10●	4.4	● $15^1/_2$–2 m.U.
																					Summe	
Mittel	2.7	5.8	3.9	4.1	—	708.9	708.7	709.1	90	84	87							9.5	8.5	7.8	59.2	

$\lambda = 6^\circ 57'$, $\beta = 47^\circ 0'$,
$Hb = 487.3^m$, $G = 0.06$ ‰.

Neuchâtel.

Dezember 1934.
Beobachter: *Observatorium.*

1	−1.7	0.8	−0.5	−0.5	−2.3	**730.1**	728.9	728.3	98	91	94	NE	0	E	0	NW	0	10	10	10	.	
2	−0.8	2.6	7.8	3.2	1.5	725.6	723.2	720.8	94	88	**50**	W	1	SW	1	SW	2	10	10	10	5.3	● $22^1/_2$–n
3	7.1	8.7	9.0	8.3	6.8	721.2	720.5	719.3	95	92	98	W	2	SW	2	W	2	10●	10	10●	**15.3**	● $17^1/_2$–n
4	9.2	11.7	8.6	9.8	8.4	720.5	718.7	717.1	93	84	100	W	0	SW	0	N	0	9	8	10	1.6	
5	7.8	10.9	9.8	9.5	8.2	717.2	718.1	720.9	100	84	84	W	0	W	2	W	2	10	10	10	2.5	● n–n zeitw.
6	10.0	**12.6**	6.4	9.7	8.6	722.1	721.1	719.7	80	70	91	W	1	SE	0	SW	1	10	6	1	.	
7	3.5	6.5	6.3	5.4	4.4	720.1	721.1	722.8	98	93	100	NE	0	SW	0	NE	0	10	9	10	1.8	● 17–n, ≡ a m.U.
8	4.3	5.0	4.9	4.7	3.8	722.8	722.6	722.3	100	100	100	SE	0	SE	0	SE	0	10*	10*	10*	0.3	≡ n–n
9	3.3	3.6	3.1	3.3	2.5	718.8	716.0	714.2	100	100	100	SW	0	SW	0	NE	0	10*	10=	10	0.2	≡ n–n
10	4.0	6.0	7.6	5.9	5.2	709.8	708.1	712.0	100	93	70	W	0	SW	0	SW	2	10	10	1	.	
11	2.8	8.0	2.0	4.3	3.8	713.8	712.8	711.5	90	78	95	SW	0	SE	1	N	0	1	1	4	.	
12	1.9	4.4	4.8	3.7	3.3	708.7	708.3	708.8	98	90	97	W	1	SW	1	SW	0	10	10	9	1.9	● $11^1/_2$–n zeitw.
13	3.0	5.5	3.9	4.1	3.8	708.7	708.5	706.3	100	90	97	NE	0	NE	0	NE	1	10	9	10	0.1	
14	2.1	3.0	3.6	2.9	2.7	706.2	706.3	705.0	100	98	98	NE	1	SW	1	E	1	10*	10	10	3.9	≡ n–10
15	7.1	6.6	5.6	6.4	6.2	703.1	**702.8**	703.3	95	94	93	SW	2	SW	2	W	0	10●	10●	10	3.9	● n–14
16	4.6	6.9	4.3	5.3	5.2	704.2	705.4	708.2	97	82	91	NE	1	W	1	SW	2	10	7	10●	4.6	● 15–n
17	4.5	5.1	4.4	4.7	4.7	704.9	708.2	713.4	97	91	97	W	0	SW	1	SW	0	10●	9	10	6.8	● n–mtgs.
18	4.3	5.2	6.4	5.3	5.4	713.6	711.5	712.1	98	98	97	NE	1	SW	1	W	2	10	10●	10●	14.7	● $11^1/_2$-14, 16-n, ●^{2}sch. abds.
19	5.2	7.3	5.6	6.0	6.2	711.6	712.3	713.1	94	83	87	W	1	SW	1	W	1	10	8	7	0.3	●tr. 15
20	4.8	5.8	4.6	5.1	5.3	712.8	713.5	715.2	95	88	95	W	0	SW	2	SW	1	10●	9	10●	11.5	● 7–n m.U.
21	4.0	5.7	3.8	4.5	4.8	716.5	717.7	718.1	95	90	97	W	0	W	1	N	0	10	10	10	0.1	
22	4.4	6.3	0.9	3.9	4.3	715.7	714.9	714.7	95	80	96	E	1	S	1	NW	0	10	2	6	.	
23	1.8	4.4	2.7	3.0	3.4	715.4	715.7	715.8	95	87	95	E	0	S	0	N	0	10	10	10	.	
24	1.1	3.1	2.6	2.3	2.8	715.4	715.3	717.1	98	93	96	E	0	E	0	E	0	10=	10	10	0.1	≡ a
25	2.4	4.1	1.2	2.6	3.1	719.0	719.8	721.0	98	90	98	E	0	E	0	N	0	10	10	6	.	
26	2.5	4.5	1.9	3.0	3.6	720.1	718.2	716.3	100	89	93	E	0	SE	1	W	1	10*	9	8	6.5	≡ n–11
27	4.7	6.7	4.8	5.5	6.1	719.9	721.9	723.3	97	91	95	W	1	SW	1	SW	1	10●	10●	7	1.4	● n–14
28	2.8	4.7	2.1	3.2	3.9	723.0	721.0	718.1	96	87	95	NE	0	S	1	NE	0	8	10	10	.	
29	1.5	4.7	4.0	3.4	4.1	718.7	719.6	723.3	100	89	97	W	1	SW	0	NE	0	7	8	8	0.2	≡ 9-a
30	3.0	8.0	2.2	4.4	5.2	727.1	728.6	729.7	98	76	84	NW	0	SW	1	W	1	8	5	0	.	
31	0.3	4.2	4.0	2.8	3.6	728.2	726.8	725.8	94	79	97	N	0	SW	1	W	1	4	10	10●	14.9	●tr. $11^1/_4$, ● 14–n m.U., ⌙ fr.
																					Summe	
Mittel	3.7	5.9	4.5	4.7	—	716.6	716.4	716.7	96	88	93							9.3	8.7	8.3	97.9	

Dezember 1934.
Beobachter: Frl. *H. Nager.*

Altdorf.

$\lambda = 8^{\circ}\,39'$, $\beta = 46^{\circ}\,53'$,
$H_b = 456.3^{m}$, $G = 0.05\ ‰$.

Tag	Lufttemperatur					Luftdruck			Relative Feuchtigkeit			Windrichtung und Stärke			Bewölkung			Niederschlag	Witterung
	7^{30}	13^{30}	21^{30}	Mittel	Abweich. vom Normalst.	7^{30}	13^{30}	21^{30}	7^{30}	13^{30}	21^{30}	7^{30}	13^{30}	21^{30}	7^{30}	13^{30}	21^{30}		
1	0.2	1.2	0.0	0.5	−2.1	**732.5**	731.4	731.0	92	87	100	SE 0	W 0	S 0	10	10	10	0.2	
2	−0.9	1.4	2.2	0.9	−1.6	728.1	725.6	723.7	100	95	98	S 0	S 0	NW 0	10	10	10	5.6	● n
3	4.2	7.9	7.2	6.4	4.1	723.7	722.2	722.0	100	92	100	E 0	NW 0	E 0	10	10	10●	12.4	● n
4	7.8	11.4	6.7	8.6	6.4	723.2	721.5	720.0	100	84	97	NE 0	NW 0	SE 0	10	7	5	3.8	
5	7.4	9.6	7.4	8.1	6.0	720.4	720.7	723.5	94	95	98	SW 0	S 0	S 0	10●	10●	5	2.6	● $5^{1}/_{4}$–p m.U.
6	6.5	11.6	5.6	7.9	5.9	724.8	724.0	722.0	83	64	89	E 0	NW 0	NW 0	10	7	10	.	
7	4.0	9.2	4.2	5.8	4.0	722.4	723.7	725.8	95	74	95	S 0	NW 0	S 0	8	7	0	.	
8	2.3	9.2	3.6	5.0	3.3	725.4	724.5	725.1	96	62	92	NW 0	NW 0	E 0	3	2	0	.	
9	4.7	14.3	13.5	10.8	9.2	720.8	718.1	717.3	95	29	30	N 1	S 2	S 2	4	4	10	.	
10	14.1	**16.3**	9.8	13.4	11.9	712.8	710.6	714.3	30	**23**	59	E 0–1	SE 4	NW 0	10	8	10	0.2	● n (10./11.)
11	7.1	8.5	4.5	6.7	5.3	716.6	715.2	714.2	92	69	91	W 0	NW 0	SE 0	10	10	0	.	
12	4.3	12.2	3.2	6.6	5.3	710.0	709.3	711.8	70	29	86	NE 1	S 2	SW 0	10	10	3	.	
13	2.4	5.1	2.3	3.3	2.1	711.6	710.9	709.1	94	81	95	NE 0	NW 0–1	NW 0	10	8	6	.	
14	3.2	4.2	3.3	3.6	2.5	708.7	709.2	707.3	95	85	91	E 0	NE 0	NW 0	10	10	10	.	
15	9.5	10.4	5.9	8.6	7.6	704.9	**704.1**	705.9	95	47	98	NE 1	SE 1	SE 0	10	10	10●	**18.7**	● abds.–n
16	3.2	7.2	4.8	5.1	4.2	707.3	708.0	710.6	97	74	93	E 0	W 0	SE 0	10	10	10●	0.5	
17	1.9	6.3	3.8	4.0	3.2	707.4	711.0	715.8	97	78	94	NW 0	W 0	E 0	5	7	8	.	
18	1.1	6.2	3.9	3.7	3.0	716.3	713.2	714.7	86	67	98	E 0	NE 0	NW 0	10	10	10●	6.6	
19	3.2	6.9	3.7	4.6	4.0	714.0	715.0	716.0	96	95	96	E 0	NW 0	E 0–1	10	10	6	.	
20	0.4	6.6	4.0	3.7	3.1	715.8	716.0	718.1	93	57	61	W 0	NW 0	S 0	7	8	10	2.9	
21	2.8	5.3	3.5	3.9	3.4	719.2	720.2	721.0	92	84	96	S 0	NW 0	S 0	10●	10●	10	1.3	● a, p
22	1.1	5.0	−0.3	1.9	1.5	718.2	717.2	717.1	95	63	90	S 0	W 0	SE 0	9	1	0	.	
23	−0.8	4.7	2.1	2.0	1.6	718.0	718.3	718.7	90	61	80	SW 0	SW 0	SW 0	4	3	8	.	
24	**−1.2**	4.9	0.3	1.3	1.0	718.5	717.7	719.6	88	58	95	SW 0	SW 0	NE 0	3	10	10	.	
25	1.2	5.0	1.9	2.7	2.4	722.2	722.3	723.8	93	63	88	E 0	N 0	NW 0	10	10	10	.	
26	−0.8	4.0	2.1	1.8	1.6	723.0	721.1	719.2	86	61	98	S 0	S 0	NW 0	5	4	10	0.2	
27	2.0	5.3	2.1	3.1	2.9	722.4	724.1	723.4	90	92	98	S 0	S 0	S 0	10●	10●	2	1.7	● $6^{3}/_{4}$–p
28	0.6	5.8	2.8	3.1	2.9	725.2	723.1	721.0	86	69	92	S 0	S 0	NW 0	0	0	7	.	
29	2.0	6.3	4.5	4.3	4.2	721.2	722.0	726.4	90	64	95	E 0	NW 0	NW 0	10	10	10●	2.2	
30	3.4	6.3	2.9	4.2	4.1	730.1	731.0	**732.5**	100	86	93	E 0	NW 0	NW 0	10	6	2	.	
31	2.5	6.2	3.3	4.0	3.9	730.8	729.1	728.1	85	60	96	E 0	NW 0	SE 0	10	10	10●	6.9	● 19–n
																		Summe	
Mittel	3.2	7.2	4.0	4.8	—	719.2	718.7	719.3	90	69	90				8.3	7.8	7.2	65.8	

Dezember 1934.
Beobachter: *Observatorium.*

Genf.

$\lambda = 6^{\circ}\,9'$, $\beta = 46^{\circ}\,12'$,
$H_b = 405.0^{m}$, $G = 0.02\ ‰$.

1	−0.8	0.7	−1.0	−0.4	−2.8	**737.6**	736.7	735.8	96	92	96	E 0	E 0	E 0	10	10	10	.	
2	**−2.8**	1.2	9.0	2.5	2.0	733.5	731.6	729.7	100	96	**28**	SE 0	SE 0	NE 0	10	9	10	7.3	
3	7.8	9.0	9.5	8.8	6.9	729.4	728.6	727.5	91	96	95	NNE 0	NNE 0	NNE 1	10	10	10	9.2	● n–n m.U.
4	10.8	13.6	8.8	11.1	8.6	728.1	725.7	724.8	93	67	86	SSW 0	NNE 0	SSW 0	7	7	10	0.5	
5	9.0	**14.0**	9.9	11.0	8.9	725.2	726.6	729.3	95	67	86	ESE 0	SW 1	E 0	9	10	9	0.4	● n–n zeitw.
6	8.8	10.8	6.6	8.7	6.5	729.6	728.3	727.4	87	74	91	E 0	NE 0	SE 0	1	9	10	.	
7	5.0	9.7	9.1	7.9	6.7	727.7	728.5	730.3	94	81	87	SE 0	NE 0	E 0	9	9	10	0.3	●° n, $13^{1}/_{4}$–p, n
8	3.3	4.6	5.4	4.4	3.2	730.3	730.1	730.0	100	99	100	E 0	NE 0	NE 0	10	10	10	0.2	●° ≡ n–n
9	2.2	3.1	3.6	3.0	1.8	726.4	723.6	721.2	100	97	93	E 0	E 0	S 0	10	10	10	.	≡^{8} a
10	3.9	7.2	7.0	6.0	5.1	716.3	716.2	720.6	97	88	85	E 0	SSW 0	SW 0	10	10	10	4.6	● a–n, ◠ $16^{1}/_{4}$
11	2.2	6.4	3.7	4.1	2.9	721.4	720.3	718.5	98	88	95	W 0	SE 0	W 0	10	0	1	.	●° ≡ a
12	2.8	4.3	4.5	3.9	3.0	715.6	715.8	715.8	93	93	93	ESE 1	E 0	SSE 0	10	10	10	6.4	● $8^{3}/_{4}$–n
13	4.4	6.4	5.3	5.4	4.4	715.8	715.6	713.6	93	94	94	S 0	NE 0	E 0	10	10	10	1.4	●° a, p, n m.U.
14	5.0	6.3	6.2	5.8	5.1	713.5	713.7	712.7	90	83	87	E 0	NW 1	NE 0	10	2	10	8.4	● n (14./15.)
15	7.6	7.2	5.1	6.6	5.5	711.2	**710.3**	711.1	84	85	90	S 1	NW 1	NW 0	10	10	10	3.8	●° n–n
16	3.2	7.2	5.5	5.3	4.7	711.6	713.1	716.2	95	88	91	NNW 0	SW 1	SSW 0	2	10	10	6.8	● n–n m.U.
17	4.9	4.9	5.6	5.1	4.7	712.2	715.9	720.4	95	97	97	SSE 0	NNE 1	E 0	10	10	10	3.5	●° n–n
18	3.0	6.6	8.1	5.9	5.9	721.3	719.5	720.3	99	88	87	S 0	NE 0	NE 0	10	10	10	**20.4**	● n–n, ≡^{8} a
19	4.8	8.7	6.6	6.7	6.2	719.4	720.2	720.9	97	76	85	E 0	SSW 0	SSW 0	4	9	9	1.6	●sch. a, ● n
20	5.0	7.6	6.0	6.2	5.8	720.6	721.6	723.5	95	83	87	E 0	E 0	E 0	10	10	10	6.4	● n–n m.U.
21	5.0	6.0	5.3	5.4	5.1	724.4	725.3	725.3	90	91	91	SE 0	E 0	E 0	10	10	10	0.6	●° a, ●tr. p
22	3.3	5.8	2.2	3.8	3.1	722.9	722.4	722.3	90	75	89	E 0	NE 1	SE 0	10	0	10	0.1	●° n (22./23.)
23	2.9	6.0	4.6	4.5	4.3	722.9	723.1	723.3	92	85	90	SSE 0	SSE 0	NE 0	10	9	3	.	
24	2.4	4.9	4.6	4.0	4.0	722.8	722.7	725.1	93	84	90	SSE 0	NE 0	SE 0	10	10	10	0.2	●° $19^{1}/_{2}$–n
25	4.0	7.0	3.0	4.7	4.2	726.6	728.0	728.6	93	91	93	SE 0	NE 0	S 0	10	3	10	.	
26	1.6	4.1	3.2	3.0	3.0	727.4	725.7	724.0	96	91	97	SSW 0	E 0	W 0	10	10	10	6.0	● 22–n
27	5.2	9.0	3.9	6.0	5.5	728.1	729.5	731.2	97	81	93	W 0	NNE 0	SW 0	10	9	10	0.1	●° a, p, n zeitw.
28	0.3	2.7	1.6	1.5	1.6	730.4	728.4	730.3	97	97	96	E 0	NE 0	SE 0	1	10	10	0.0	●° a
29	7.5	8.2	6.2	7.3	7.1	726.3	727.3	731.1	71	78	94	E 0	NNE 0	E 0	9	9	10	1.5	●tr. $12^{1}/_{2}$, ● p–n m.U.
30	3.8	7.8	2.2	4.6	4.2	734.9	736.2	737.3	97	87	93	E 0	NW 0	NNE 0	7	1	0	.	
31	−0.2	3.6	4.0	2.5	3.0	736.1	735.0	734.3	90	87	91	SE 0	SE 0	E 0	9	10	10	6.7	● 17–n
																		Summe	
Mittel	4.1	6.6	5.3	5.3	—	724.2	724.1	724.6	93	87	90				8.6	8.3	9.1	96.4	

$\lambda = 8^{\circ}\,33'$, $\beta = 47^{\circ}\,23'$,
$H_b = 493.2^{m}$, $G = 0.08\,{}^{m}/_{m}$.

Zürich.

Dezember 1934.
Beobachter: *Meteorol. Zentralanstalt.*

Tag	Lufttemperatur					Luftdruck			Relative Feuchtigkeit			Windrichtung und Stärke			Bewölkung			Niederschlag	Witterung
	7^{30}	13^{30}	21^{30}	Mittel	abweich. vom fixen Mittel	7^{30}	13^{30}	21^{30}	7^{30}	13^{30}	21^{30}	7^{30}	13^{30}	21^{30}	7^{30}	13^{30}	21^{30}		
1	−1.0	0.8	−0.6	−0.3	−1.5	**729.0**	727.9	727.0	92	84	96	NNE 0	S 1	WNW 0	10	10	10	.	
2	**−1.1**	2.5	4.4	1.9	0.8	724.5	722.4	719.3	99	80	76	NW 0	SW 0	S 1	10	10	10	4.4	●°sch. 21²/₄, ≡a
3	6.2	9.7	7.6	7.8	6.8	720.0	719.0	718.1	91	78	99	SE 1	SSW 0	SSE 1	10	10	10≡	16.6	● 0¹/₄–7¹/₄ m.U., 17-n, ≡ abds.
4	11.2	**12.4**	7.6	10.4	9.6	719.4	718.3	716.0	77	72	98	SW 1	SSE 1	SW 0	10	10	10	1.9	●° n–7, ⊕ 14
5	8.0	12.3	11.8	10.7	10.0	716.3	716.7	719.3	97	64	58	W 0	SW 2	WNW 1	10●	10	10	2.5	● 3¹/₂–8⁵/₄ m.U., 12¹/₄–23¹/₂ [zeitw.
6	11.5	12.1	7.2	10.3	9.7	721.0	720.6	718.5	59	65	88	WSW 2	SSE 0	SSE 0	10	10	9	0.0	●° 5–6, ⊕ 14, 22
7	5.1	9.9	8.0	7.7	7.2	718.8	720.0	721.9	92	70	77	SSE 0	SSE 0	SSE 0	10	9	10	0.6	● 22–24
8	3.8	6.6	4.2	4.9	4.6	722.0	721.6	721.5	100	85	99	SSE 0	SSW 1	W 1	10≡	5	10≡	0.1	≡ n–10, abds.
9	2.8	3.0	2.3	2.7	2.5	718.2	715.2	713.3	99	99	98	E 0	ENE 1	N 0	10≡	10≡	10≡	0.1	≡ n–n
10	3.6	7.6	7.1	6.1	6.0	708.7	707.3	711.7	86	65	73	NNW 0	NNW 0	NNW 1	10	9	10	.	
11	6.8	8.1	2.5	5.8	5.8	713.3	712.4	710.5	73	68	95	S 0	SSE 0	NE 0	10	10	0	0.0	
12	0.3	2.4	3.4	2.0	2.1	707.5	707.5	708.2	100	88	92	NE 0	SW 1	SE 1	10≡	10	10	1.0	● 17¹/₄–20¹/₄, ≡ n–n
13	0.2	2.2	1.8	1.4	1.6	708.0	707.9	706.1	100	95	100	ESE 0	NW 0	SSE 0	10≡	10≡	10	0.1	≡ n–p, abds.
14	0.8	2.6	1.4	1.6	1.9	705.5	705.7	704.3	99	86	99	NE 0	ENE 1	W 0	10	10	10	0.1	
15	2.9	6.4	5.8	5.0	5.4	702.4	**701.4**	702.6	94	91	100	NW 0	SSW 0	S 0	10●	10●	10●≡	**18.3**	● 7¹/₂-n m.U., ≡ abds.
16	4.2	7.9	6.8	6.3	6.8	703.5	704.5	706.9	94	70	69	ESE 0	SSE 1	WSW 2	10	10	10	2.4	● n–6¹/₄, 22–1¹/₄
17	3.4	6.6	3.5	4.5	5.1	704.8	707.3	712.6	99	75	97	ESE 0	NW 0	E 0	10	8	10	0.0	
18	1.6	3.1	5.0	3.2	3.9	713.1	710.2	710.5	100	90	95	ESE 2	SSE 1	SE 1	10≡	10	10●	8.1	● 13¹/₂–23 m.U., ≡ a zeitw.
19	5.5	7.8	4.6	6.0	6.7	710.7	711.5	712.4	82	65	95	SSE 1	SSE 1	SE 1	10	10	2	0.1	
20	2.8	6.0	5.0	4.6	5.4	712.2	712.7	714.4	90	73	92	SE 2	SE 1	SSW 1	9	10	10●	6.6	●tr, a, ● 11⁵/₄–12¹/₄, ●° 18–n
21	4.0	4.4	4.6	4.3	5.2	715.6	716.9	717.7	91	94	92	SSE 1	SSE 0	SSE 0	10●	10●	10	1.9	● n–15¹/₂ m.U.
22	4.2	5.3	0.4	3.3	4.2	715.0	714.1	713.8	89	71	96	NE 1	NE 2	NE 0	10	9	0	0.1	⌴ fr.
23	1.3	3.9	0.6	1.9	2.9	714.5	714.9	715.2	92	70	95	ENE 1	S 1	ESE 0	10	9	10	.	⌴ fr.
24	−0.6	1.7	0.8	0.6	1.6	715.0	714.8	716.2	99	84	96	NNE 0	NNE 0	ENE 0	10≡	8	10	0.1	≡ n–a, ⌴ fr.
25	1.3	4.7	3.0	3.0	4.1	718.5	719.2	720.2	93	74	94	NW 0	W 0	S 0	10*	9●	10	0.3	✳ 7¹/₄–7¹/₂
26	0.6	1.0	1.1	0.9	2.0	719.7	717.4	715.8	100	94	95	N 0	NW 0	N 1	10≡	10	10	1.7	≡ a
27	5.3	6.9	4.4	5.5	6.7	718.0	720.8	722.6	79	79	96	WSW 3	W 1	SE 0	10	10●	10	0.3	● 1¹/₂, 3¹/₄–7¹/₄, 13¹/₂
28	2.4	4.1	1.4	2.6	3.8	721.8	719.9	717.8	95	90	98	ESE 0	NNW 0	NNW 0	7	10	10≡	.	≡ abds., ☂ fr.
29	2.8	9.6	5.6	6.0	7.2	717.5	718.7	722.4	82	**52**	88	S 0	S 0	ESE 0	10	3	10	0.1	●° 17¹/₂–18
30	4.6	8.5	3.6	5.6	6.9	726.3	727.5	728.6	83	55	84	NNE 0	WSW 2	WNW 0	10	5	10	.	
31	3.2	6.2	4.8	4.7	6.0	727.2	725.2	723.9	92	57	80	SE 0	SSW 1	NW 1	10	10	10	8.3	● 17–17³/₄, 18¹/₂–23¹/₄
																		Summe	
Mittel	3.5	6.0	4.2	4.6	—	715.7	715.5	715.8	91	77	91				9.9	9.2	9.1	75.7	

$\lambda = 8^{\circ}\,30'$, $\beta = 47^{\circ}\,3'$.
$H_b = 1787.3^{m}$, $G = -0.11\,{}^{m}/_{m}$.

Rigi-Kulm.

Dezember 1934.
Beobachter: *J. Steiner.*

1	2.6	4.8	2.6	3.3	5.9	**621.2**	620.8	620.4	36	37	38	SW 0	W 0	SW 1	0	0	0	.	
2	3.9	5.1	3.8	4.3	7.0	618.3	615.9	614.6	31	60	47	WNW 1	W 2	W 3	2	10	10	8.4	
3	2.4	3.4	3.0	2.9	5.7	614.8	614.1	613.8	100	75	100	NW 1	NW 2	W 2	10≡	10	10●	**31.2**	●° a–n zeitw., ≡ n–9
4	3.0	4.0	7.8	4.9	7.8	614.7	614.2	613.3	100	95	38	W 2	SW 1	W 2	10≡	9	10	2.7	≡ n–9
5	1.9	2.2	1.8	2.0	5.0	612.0	612.6	614.7	100	100	76	W 3	W 1	W 2	10	10≡	8	0.1	≡ zeitw.
6	2.3	4.4	5.9	4.2	7.3	616.2	616.0	615.2	62	64	48	NW 2	S 1	SW 0	9	8	7	.	
7	3.5	2.4	0.7	2.2	5.3	614.4	615.0	616.7	42	76	100	WNW 1	NW 2	NW 1	10	9	0	.	
8	0.3	4.0	1.8	2.0	5.2	616.1	616.2	616.4	79	46	55	SW 0	S 0	S 0	0	1	9	.	
9	3.4	5.1	4.7	4.4	7.7	613.1	610.7	609.8	47	41	39	S 3	S 3–4	S 3–4	1	6	9	.	
10	4.7	5.6	1.1	3.8	7.2	605.7	605.7	607.2	42	41	47	S 3–4	S 4	SW 0	10	10	5	.	
11	−2.2	−0.8	−2.0	−1.7	1.8	607.8	607.1	605.8	100	100	95	W 1	W 0	W 0	10≡	10≡	0	.	≡ n–16¹/₂
12	0.6	2.0	0.0	0.9	4.4	603.1	603.0	603.8	51	46	56	S 2	S 2	S 0	0	9	7	.	
13	0.1	2.6	−0.9	0.6	4.2	603.4	603.7	602.1	64	55	79	S 2	SW 0	S 0	10	5	7	.	
14	1.4	0.8	0.8	1.0	4.7	601.0	601.7	600.7	54	54	54	S 2	WNW 2	S 2	1	1	5	.	
15	1.7	1.3	−1.7	0.4	4.1	599.7	**598.7**	598.8	67	60	100	NW 1	S 1	W 1	10	10*	10*	31.0	△° a, ✳ △° p–n zeitw.
16	−3.0	−2.1	−2.4	−2.5	1.3	599.1	600.0	602.0	100	100	100	NW 1	W 0	W 1	10*	9	10	12.7	✳° n–9
17	−3.4	−2.4	−3.7	−3.2	0.7	599.9	602.2	607.2	100	100	78	ENE 1	E 2	WSW 1	10≡	10≡	5	.	
18	−2.7	2.0	−0.5	−0.4	3.5	607.4	605.2	605.8	62	80	100	WSW 1	W 2	W 2	7	10	10*	11.6	● 16–20 zeitw., ✳ 20–n
19	−2.5	−2.5	−3.2	−2.7	1.3	605.7	606.1	607.1	91	100	85	W 1	W 1	W 1	10	10≡	1	.	
20	−3.0	−1.7	−3.2	−2.6	1.4	606.6	607.0	608.2	66	67	100	W 1	WSW 1	SW 1	9	8	10*	16.7	✳° 17–n
21	−3.2	−3.2	−3.4	−3.3	0.8	609.2	610.1	610.9	100	100	100	W 1	NW 1	W 0	10*	10*	10≡	6.0	
22	**−6.0**	−3.4	−4.4	−4.6	−0.5	608.5	607.9	607.8	100	97	64	W 0	W 1	W 1	0	0	0	.	≡ n–6
23	−3.7	−2.8	−3.5	−3.3	0.9	608.2	608.5	608.6	66	74	71	NW 0	NW 1	NW 1	10	9	10	0.2	✳° 15–17
24	−3.0	−1.9	−2.3	−2.4	1.8	607.7	608.8	610.0	65	72	51	NW 1	SE 1	SE 0	3	10	2	1.7	
25	−3.1	−2.6	−3.4	−3.0	1.2	611.4	613.3	613.7	100	100	100	WNW 1	WNW 1	W 0	10*	10≡	10	0.1	✳° n–8
26	−0.3	2.9	1.0	1.2	5.5	612.9	612.0	610.5	39	36	40	W 0	W 1	W 1	2	5	5	6.2	
27	−2.0	−1.8	−2.5	−2.1	2.2	611.7	614.1	616.6	100	100	100	W 2	NW 2	W 1	10*	10≡	5	3.4	
28	0.0	4.7	6.7	3.8	8.1	615.6	614.7	613.6	60	30	24	WNW 1	NW 2	W 1	1	3	7	.	
29	0.4	0.2	−1.7	−0.4	4.0	612.4	613.3	615.4	44	70	100	W 2	NW 2	W 1	10	8	10*	4.2	✳° 20–n, ≡ seit 18
30	−2.8	−3.0	−4.0	−3.3	1.1	618.7	619.6	620.5	100	100	100	NW 1	NW 1	W 1	10≡	10≡	7	.	
31	−0.8	−1.8	−2.2	−1.6	2.8	619.3	617.9	616.1	**16**	22	100	W 1	W 3	W 4	9	10	10	10.7	✢ 17–n
																		Summe	
Mittel	−0.3	0.9	−0.1	0.2	—	610.2	610.2	610.6	71	71	74				6.9	7.7	6.7	146.9	

Dezember 1934.
Beobachter: *P. Nogler.*

Bevers.

$\lambda = 9^\circ 53'$, $\beta = 46^\circ 33'$,
$H_b = \text{ca. } 1710^m$, $G = -0.12\ ^m/_m$.

Tag	Lufttemperatur					Luftdruck			Relative Feuchtigkeit			Windrichtung und Stärke			Bewölkung			Niederschlag	Witterung
	7^{30}	13^{30}	21^{30}	Mittel	Abweich. vom Normalst.	7^{30}	13^{30}	21^{30}	7^{30}	13^{30}	21^{30}	7^{30}	13^{30}	21^{30}	7^{30}	13^{30}	21^{30}		
1	−11.8	−2.8	−9.2	−7.9	−1.7	**628.3**	627.4	627.2	81	62	77	SW 0	SW 0	SW 0	0	0	0	.	
2	−12.6	−1.0	−0.9	−4.8	1.6	626.0	624.2	622.8	80	59	78	SW 0	SW 0	SW 0	3	7	10	0.5	
3	−2.6	0.5	−2.2	−1.4	5.2	621.4	620.8	620.5	91	70	87	N 0	NW 1	W 0	9△	6	9	0.2	
4	−1.2	2.7	−3.2	−0.6	6.1	620.5	620.7	621.0	94	69	86	NW 1	N 1	NW 2	10	4	10	.	
5	−1.2	4.1	−2.5	0.1	7.0	619.0	618.8	621.5	73	58	87	SW 1	NE 1	NW 1	9	7	3	.	
6	−5.2	2.2	−3.1	−2.0	5.1	622.5	622.7	622.7	85	59	84	SW 0	SW 1	SW 0	2	9	10	.	
7	−5.4	1.9	−2.0	−1.8	5.5	621.5	621.0	622.5	86	70	82	SW 1	SW 0	NW 1	10	10	10	.	
8	−8.0	−1.3	−6.0	−5.1	2.4	623.2	623.3	623.8	89	66	79	SW 0	SW 0	SW 1	0	0	0	.	
9	−6.0	2.6	0.2	−1.1	6.5	622.1	620.8	619.7	88	59	78	W 0	W 1	W 1	6	6	10	.	
10	0.3	3.3	0.6	1.4	9.2	616.6	614.9	614.6	85	64	87	S 2	SW 2	NW 1	10	10	10*	5.4	
11	−0.4	**4.2**	−5.1	−0.4	7.6	613.6	613.2	613.3	95	63	86	E 0	E 1	SW 0	10	9	1	.	✳ 9-abds. m.U.
12	−10.1	−0.7	−3.0	−4.6	3.5	612.5	611.6	612.2	80	68	90	SW 0	SW 1	NE 0	2	8	10*	1.8	✳ 15-n
13	−4.4	0.6	−0.6	−1.5	6.8	611.7	611.2	609.8	89	73	93	NE 0	NE 1	SW 1	10	8*	10*	0.5	
14	−1.8	1.7	−0.4	−0.2	8.3	609.3	608.9	609.3	95	74	84	NW 0	SW 1	SW 0	10*	7	5	.	
15	0.0	1.5	−0.3	0.4	9.0	608.3	606.7	605.1	82	72	92	S 1	S 2	NE 3	10	10*	10*	**23.5**	✳ 13-n
16	−1.2	1.1	−4.3	−1.5	7.3	**604.7**	605.8	608.5	92	60	82	NE 1	W 1	NW 1	10*	9*	5	.	✳ n-9, $13^1/_2$-14
17	−8.8	−4.8	−6.6	−6.7	2.2	607.2	608.0	612.7	87	67	81	SW 0	NE 1	SW 0	1	0	9	.	
18	−11.8	−4.2	−3.9	−6.6	2.4	615.0	613.8	613.2	85	63	87	SW 2	NW 0	NW 1	5	8	10*	8.8	
19	−3.4	−0.2	−3.6	−2.4	6.8	611.5	612.1	613.4	90	72	88	NE 1	NE 1	NE 1	10	10*	9	0.5	✳ 9-n
20	−12.0	−6.9	−13.4	−10.8	−1.5	613.7	613.8	615.1	84	67	81	W 1	W 1	SW 0	5	1	0	.	
21	−11.0	−4.4	−8.3	−7.9	1.5	615.7	616.0	617.0	80	62	83	NE 0	NE 1	NW 0	9	2	8	.	
22	−15.8	−8.2	−15.8	−13.3	−3.8	616.4	615.2	615.4	82	65	79	SE 0	SW 1	W 1	0	0	0	.	
23	−15.2	−8.8	−10.2	−11.4	−1.8	615.3	615.3	616.2	77	64	76	SW 0	SW 0	W 0	7	3	7	.	
24	**−16.5**	−8.5	−10.5	−11.8	−2.1	616.4	616.2	617.2	80	59	79	SW 0	SW 1	SW 0	0	8	5	.	
25	−13.8	−5.6	−11.5	−10.3	−0.6	617.8	618.3	620.2	82	65	85	W 0	W 0	W 0	2	2	0	.	
26	−15.4	−6.0	−7.0	−9.5	0.3	620.6	619.2	618.4	81	63	78	W 0	**W 1**	W 1	1	5	10	.	
27	−10.8	−1.6	−7.7	−6.7	3.2	617.6	620.1	622.2	83	81	89	SW 0	NNE 1	NW 0	2	10△	0	0.2	△ $10^1/_2$-$15^1/_2$
28	−10.3	−5.0	−7.0	−7.4	2.5	623.3	622.7	622.4	82	61	77	S 0	SSW 0	N 2	2	1	10	.	
29	−6.1	1.4	−4.8	−3.2	6.8	619.7	619.3	621.3	76	**46**	78	SW 0	SSW 0	NNE 1	10	10	0	.	
30	−5.6	0.0	−11.0	−5.5	4.5	623.9	625.6	626.7	82	47	78	S 0	SW 0	ESE 0	10	8	0	.	
31	−11.8	−0.5	−3.4	−5.2	4.9	625.9	624.1	621.9	78	50	93	SW 0	E 0	SW 1	1	9	10△	2.6	
Mittel	−7.7	−1.4	−5.4	−4.8	—	617.5	617.1	617.7	84	64	83				5.7	6.0	6.2	Summe 44.0	

Dezember 1934.
Beobachter: *Kapuzinerkloster.*

Sitten.

$\lambda = 7^\circ 21'$, $\beta = 46^\circ 14'$,
$Hh = 548.6^m$, $G = 0.00\ ^m/_m$.

1	**-3.2**	4.6	−0.4	0.3	−1.2	724.4	723.1	723.2	100	57	83	W 0	W 0	NW 0	3	0	1	.	≡ n-$7^1/_4$
2	0.4	7.0	5.6	4.3	3.0	721.4	718.4	717.2	65	44	50	N 0	N 0	NE 0	3	8	10	7.6	
3	4.2	6.0	5.6	5.3	4.1	717.2	716.7	715.9	93	93	100	NE 0	NE 0	NE 0	10●	10	10●	13.6	●² 5, ● I, III
4	6.0	10.6	7.0	7.9	6.8	716.2	714.4	713.2	100	66	92	NE 0	N 1	N 0	8	4	10	3.1	
5	6.6	8.6	7.6	7.6	6.7	713.0	714.0	716.9	90	84	88	NE 1	SE 0	NE 0	10●	9	0	1.4	●² 5, ● $12^1/_2$, ● I
6	6.0	10.2	7.0	7.7	6.9	717.9	716.4	715.3	95	60	71	NE 0	NE 0	NE 0	1	5	0	.	
7	5.0	8.4	5.6	6.3	5.6	715.0	715.7	718.1	80	75	85	NE 0	NW 1	N 0	10	9	10	.	
8	3.2	8.2	5.6	5.7	5.2	718.3	717.2	717.4	78	50	74	N 1	N 0	N 0	0	3	10	.	
9	5.8	10.6	8.4	8.3	7.9	714.5	712.3	711.0	52	41	46	NE 1	NE 0	NE 0	1	4	10	.	
10	9.8	**14.6**	8.2	10.9	10.6	706.1	703.7	706.6	43	**30**	50	ENE 0	E 4	ENE 0	10	10	2	.	
11	5.0	9.0	3.4	5.8	5.6	708.6	707.0	706.8	85	62	87	NNW 0	WSW 0	E 0	10	0	1	.	
12	2.8	6.0	3.8	4.2	4.1	704.6	704.2	704.9	65	60	78	ENE 0	NE 0	NE 0	3	10	4	0.3	●° p
13	2.4	8.2	3.4	4.7	4.7	703.9	703.1	701.6	78	59	95	NE 1	W 0	NW 0	9	5	8	.	
14	0.4	6.0	2.6	3.0	3.1	701.3	701.6	701.1	100	71	85	NW 0	NE 0	N 0	1	1	10	0.2	
15	6.4	6.0	4.6	5.7	5.9	699.9	700.0	**699.2**	77	92	100	ENE 0	NW 0	NW 0	9	10●	10●	**14.5**	● II, III
16	4.0	7.2	5.4	5.5	5.8	699.7	701.0	703.5	100	76	91	NW 0	SW 1	NW 0	10	9	10●	6.6	● III
17	3.6	4.6	4.0	4.1	4.5	700.6	703.3	708.0	91	65	94	NE 0	NE 0	NE 0	10	8	10	7.4	● $7^1/_2$
18	2.2	5.4	1.8	3.1	3.6	710.3	708.2	708.9	84	60	91	NE 0	NE 0	W 1	9	10	10●	12.1	● $17^1/_2$-n, ✳ abds. zeitw.
19	1.0	5.4	3.8	3.4	3.9	707.3	707.7	709.0	100	82	85	N 0	N 0	NW 0	3	9	3	.	
20	1.8	5.2	4.0	3.7	4.3	708.7	709.0	711.1	86	50	69	NW 0	NW 1	NW 0	5	2	10●	4.8	● III
21	1.8	2.4	2.2	2.1	2.8	712.3	712.8	713.3	100	92	98	NW 0	NW 0	NW 1	10*	10	10	1.8	✳ I
22	−0.4	2.2	0.4	0.7	1.4	711.9	710.7	710.4	79	50	70	NE 1	NE 0	N 0	0	0	4	.	
23	0.4	3.6	2.2	2.1	2.9	710.5	710.8	711.0	70	55	66	E 0	E 0	E 0	10	10	10	.	
24	0.0	3.8	2.0	1.9	2.8	710.5	710.4	711.9	76	58	65	E 0	ENE 0	ENE 0	1	10	10	.	
25	0.2	5.0	0.6	1.9	2.8	714.2	714.3	716.3	85	45	72	ENE 0	E 0	E 0	10	1	0	0.5	
26	−0.6	4.6	1.8	1.9	2.9	715.9	713.6	712.0	73	50	75	E 0	ENE 0	ENE 0	9	7	1	1.1	
27	1.6	4.8	1.0	2.5	3.5	715.5	716.9	719.2	78	80	100	NE 0	E 0	E 0	10●	10	10	.	● I
28	1.6	4.6	3.8	3.3	4.3	718.8	716.8	715.1	87	47	55	E 2	E 0	E 0	3	5	10	.	
29	0.5	5.4	5.0	3.6	4.7	713.3	714.2	717.9	79	60	72	E 0	NE 0	NE 0	7	10	6	.	
30	3.4	6.8	2.0	4.1	5.2	721.9	723.0	**724.5**	77	64	72	NE 0	NE 0	NE 0	10	5	0	.	
31	1.2	4.2	1.4	2.3	3.4	723.6	721.8	721.1	73	60	98	NE 0	NE 0	NE 0	10	10	10●	3.1	● III
Mittel	2.7	6.4	3.8	4.3	—	712.2	711.7	712.3	82	63	79				6.6	6.6	6.8	Summe 78.1	

$\lambda = 8^{\circ}\,57'$, $\beta = 46^{\circ}\,0'$.
$H_b = 276.2^{m}$, $G = 0.03\ ^{m}/_{m}$.

Lugano.

Dezember 1934.
Beobachter: *G. Vicari.*

Tag	Lufttemperatur					Luftdruck			Relative Feuchtigkeit			Windrichtung und Stärke			Bewölkung			Niederschlag	Witterung
	7^{30}	13^{30}	21^{30}	Mittel	Abweich. vom Normalst.	7^{30}	13^{30}	21^{30}	7^{30}	13^{30}	21^{30}	7^{30}	13^{30}	21^{30}	7^{30}	13^{30}	21^{30}		
1	1.0	6.0	1.4	2.8	−1.3	748.1	746.8	746.3	96	76	81	N 1	S 1	N 1	10	0	0	.	
2	−0.2	6.8	4.8	3.8	−0.2	745.2	743.7	742.6	86	76	76	N 1	S 1	W 1	3	7	10	.	
3	4.0	10.2	5.0	6.4	2.6	740.1	738.7	738.6	82	44	78	N 1	S 1	NE 1	10	5	0	0.2	●° n (3./4.)
4	2.2	7.6	4.8	4.9	1.2	739.4	737.8	738.6	94	76	88	N 1	SSW 1	N 1	10	4	10	.	
5	6.0	9.4	4.4	6.6	3.0	737.5	736.5	738.7	86	74	87	SW 1	S 0	N 1	10	1	0	.	
6	2.0	8.4	5.4	5.3	1.8	740.7	740.2	740.5	93	78	86	NE 1	S 0	N 1	0	10	5	.	
7	4.0	7.4	6.0	5.8	2.4	740.4	740.3	740.7	88	81	94	N 1	N 1	N 1	10	10●	10	0.3	●° p-n, ≡ abds.
8	3.4	4.2	3.8	3.8	0.6	742.0	742.5	743.0	96	94	98	N 1	S 0	N 0	10	10	10	.	≡ n-n
9	4.0	7.8	6.8	6.2	3.1	741.7	740.7	739.5	98	78	94	N 1	SE 0	N 0	10	10	10	6.1	≡ n-8½, 13½
10	6.2	6.4	5.6	6.1	3.1	736.7	734.5	733.5	96	96	98	SW 0	ENE 0	N 1	10●	10●	10●	21.3	● n-24½ m.U.
11	5.2	8.8	8.0	7.3	4.4	731.7	730.9	731.4	96	76	88	N 1	E 0	NE 0	10	6	10●	0.5	●° 20-22
12	6.6	8.8	6.6	7.3	4.5	730.5	729.6	730.2	95	78	94	W 0	S 0	N 0	10	10	10●	6.2	● 13½-n m.U.
13	6.0	7.2	6.2	6.5	3.8	729.9	729.3	727.1	95	88	94	NE 0	S 0	N 1	10●	10●	10●	9.4	● n-n
14	6.4	8.4	7.6	7.5	4.9	726.3	726.6	726.9	96	93	97	N 1	W 1	N 1	10●	10●	10●	8.1	● n-16½ m.U., ●° 20-n
15	7.6	8.0	5.2	6.9	4.4	725.6	723.8	721.4	96	95	97	N 0	E 0	N 1	10●	10●	10●	53.3	● n-n
16	5.4	7.6	3.8	5.6	3.2	720.5	721.3	723.5	93	87	88	S 0	S 0	N 1	10●	10	5	2.9	● n-10½ m.U.
17	1.4	8.4	10.2	6.7	4.4	722.8	723.6	726.9	84	49	43	N 1	SW 0	NNE 2	3	0	0	.	
18	2.2	7.8	5.4	5.1	2.9	731.9	731.9	730.5	73	58	76	NNE 1	NE 0	N 1	10	10	10	.	
19	5.0	9.2	2.6	5.6	3.5	729.6	730.0	731.6	78	59	84	N 1	S 0	N 1	10	7	0	.	
20	0.6	7.8	2.2	3.5	1.5	732.0	731.5	733.1	88	54	73	N 1	SW 1	N 1	0	3	1	.	
21	0.4	7.2	0.4	2.7	0.8	733.6	733.7	734.9	74	46	77	N 1	SSW 1	N 1	0	0	0	.	
22	−0.8	6.2	3.4	2.9	1.1	735.9	734.7	734.4	87	54	80	N 1	S 0	N 1	7	10	10	.	⌐° fr.
23	2.0	6.8	1.2	3.3	1.6	734.3	734.7	736.1	74	44	70	N 1	SE 1	N 1	10	0	0	.	
24	−0.6	5.2	0.8	1.8	0.1	736.5	736.3	737.8	78	53	73	N 1	S 0	N 1	0	10	10	.	⌐° fr.
25	−1.0	5.0	−0.6	1.1	−0.5	738.3	738.3	739.9	84	49	73	N 1	SE 0	N 1	0	0	0	.	⌐° fr.
26	−1.4	4.8	1.2	1.5	−0.1	741.1	740.2	738.9	84	63	80	N 1	SE 1	N 1	0	10	10	.	⌐ fr.
27	0.0	5.0	−0.6	1.5	0.0	737.9	737.5	740.2	84	56	82	N 1	NW 0	NNE 1	8	10	0	.	
28	−0.6	6.2	2.4	2.7	1.2	742.5	742.0	741.9	88	67	82	N 1	SW 1	N 1	0	6	10	.	⌐ fr.
29	1.6	6.8	1.6	3.3	1.9	739.8	738.7	739.6	82	57	85	N 1	S 0	NNE 1	10	10	0	.	
30	0.2	6.6	2.6	3.1	1.7	741.8	743.3	745.5	93	68	74	NNE 1	SW 1	NNE 1	0	0	0	.	⌐° fr.
31	0.4	6.2	3.2	3.3	2.0	745.2	744.2	742.5	55	49	66	NNW 1	S 0	N 1	1	10	10	.	⌐° fr.
Mittel	2.6	7.2	3.9	4.6	—	736.1	735.6	736.0	87	68	82				6.5	6.7	5.8	Summe 108.3	

$\lambda = 7^{\circ}\,35'$, $\beta = 47^{\circ}\,33'$.
$H_b = 318^{m}$, $G = 0.13\ ^{m}/_{m}$.

Basel.

Dezember 1934.
Beobachter: *Astronom.-Meteorol. Anstalt.*

Tag																			
1	−3.4	3.6	−2.0	−0.6	—	744.9	743.7	742.5	94	70	95	SSE 1	E 1	ENE 1	1	0	0	.	⌐ fr.
2	−2.0	2.8	3.5	1.4	—	739.9	737.3	735.0	94	77	78	ESE 1	E 1	ESE 1	10	10	10	3.7	● 19½, 22¾-n
3	5.2	11.0	9.1	8.4	—	735.3	734.6	733.3	97	89	98	E 1	E 1	E 1	10●	10	10●	8.5	● n-7½ ztw., 17½-1¾ m.U.
4	11.0	14.2	10.0	11.7	—	735.2	733.6	731.1	85	67	87	WNW 1	E 1	ESE 1	10	10	10	1.6	●° 9¾, ⊕ 14
5	8.8	13.4	12.7	11.6	—	731.5	732.3	734.9	98	62	62	ESE 1	WSW 1	SSW 2	10	10	10	0.9	● 2¼-3½, 9¾-10¼, 16¼, [17¼
6	12.7	15.8	9.6	12.6	—	736.4	735.9	734.2	68	60	79	WSW 2	E 1	ESE 1	10	10	8	.	
7	4.8	8.0	6.7	6.5	—	734.5	735.5	737.7	96	85	98	ESE 1	ESE 1	E 1	10	10	10	0.9	● 19¼, 20¼-20¾
8	6.2	9.2	5.6	7.0	—	737.7	737.0	736.8	96	84	94	SE 1	ESE 1	ESE 1	9	8	10	.	≡ 8¾-10
9	3.3	6.9	4.2	4.8	—	732.5	729.9	728.8	97	84	87	E 1	E 1	ESE 1	5	8	10	0.1	
10	5.4	6.2	4.6	5.4	—	724.6	723.1	727.6	89	87	96	W 1	WNW 1	SW 1	10●	10	10	.	● 7-7¾
11	7.0	10.0	3.0	6.7	—	728.7	727.8	726.0	79	67	93	W 1	ESE 1	E 1	10	9	0	.	
12	1.6	3.4	4.0	3.0	—	722.4	722.3	723.1	93	90	95	E 1	ENE 1	E 1	1	10	9	3.2	● 11¾-19¼, ⌙ fr.
13	3.5	6.4	3.1	4.3	—	722.9	723.1	721.0	95	84	95	ENE 2	E 1	E 1	9	9	3	0.2	● 11¼-11½
14	1.5	5.3	2.7	3.2	—	721.0	720.0	718.6	98	82	91	E 1	ESE 1	ESE 2	10	0	10	1.2	Ψ 19
15	5.1	7.9	6.2	6.4	—	716.5	716.3	717.5	88	81	91	E 1	SSE 1	ESE 1	10●	10	10	1.3	● 0-2¼, 6¼-12 m.U.
16	4.9	10.2	6.8	7.3	—	718.5	719.1	721.7	96	62	84	E 1	E 1	SSW 1	10	7	10●	1.7	● 15-16, 20-21½ zeitw.
17	3.8	9.5	3.6	5.6	—	720.2	722.8	728.2	93	67	92	E 1	E 1	ESE 1	8	4	6	.	
18	2.3	4.6	8.0	5.0	—	728.2	724.9	726.0	94	90	85	ESE 1	ESE 1	SW 1	10	10●	10●	4.4	● 13¼-21½ m.U.
19	4.6	8.8	4.4	5.9	—	726.2	727.0	727.4	89	74	96	E 1	SW 1	N 1	10	4	9	0.5	●° 11¾-15¼ m.U., ● 16½-16¾
20	4.0	6.9	5.2	5.4	—	727.4	728.1	729.8	88	87	92	ESE 1	E 1	SE 1	10	10	10	5.1	● 9-11½, 15¼-20¾ zeitw.
21	5.1	6.2	5.6	5.6	—	731.4	732.9	733.6	94	91	94	E 1	SW 1	E 1	10●	10	10	1.4	● 0¼-9¾ zeitw.
22	4.6	4.7	0.6	3.3	—	731.3	730.2	730.0	96	96	98	NE 0	WNW 1	W 1	10	10	10●	.	≡ 8-12, 18-n
23	0.7	5.3	2.5	2.8	—	730.3	730.8	731.5	96	80	93	SE 1	E 1	ESE 1	9	9	10	.	≡ n-3
24	1.1	2.6	1.2	1.6	—	730.9	731.0	732.9	98	89	98	ESE 0	NE 0	WNW 1	10	10	10	0.3	≡ 8-9½
25	1.7	3.7	2.8	2.7	—	733.9	734.9	736.1	98	90	94	ESE 1	E 1	ESE 1	10	10	1	.	● 5¼-5¾, 7½
26	1.0	4.4	2.7	2.7	—	734.5	732.5	730.7	98	82	87	E 2	E 1	ENE 1	1	9	10	1.3	●tr. 21¾, ⌙ fr.
27	6.8	9.0	4.8	6.9	—	734.1	736.6	738.2	88	78	94	WSW 1	WSW 1	ESE 1	10	10	9	.	● 1¼-7¼ zeitw., ●° 13½
28	3.3	7.1	5.2	5.2	—	737.5	734.7	731.7	95	76	78	ESE 1	ESE 1	ENE 2	8	7	8	.	
29	1.6	5.3	7.8	4.9	—	733.3	734.9	738.4	94	83	72	ESE 1	SE 1	WNW 1	4	8	10●	.	●° 21½, ⏢° fr.
30	5.9	8.8	3.2	6.0	—	742.4	743.9	746.2	90	63	92	SE 1	WSW 1	S 1	10	3	10	.	
31	2.8	6.4	7.0	5.4	—	743.2	741.0	739.8	86	73	84	E 1	ESE 1	WSW 1	10	10	2	2.6	● 14⅝-20⅜ m.U.
Mittel	4.0	7.3	5.0	5.4	—	731.2	730.9	731.3	92	79	89				8.5	8.2	8.2	Summe 38.9	

Dezember 1934.
Beobachter: *Observatorium.*

Säntis.

$\lambda = 9^\circ 20'$, $\beta = 47^\circ 15'$.
$Hb = 2500.1^m$, $G = -0.16\,^m/_m$.

Tag	Lufttemperatur					Luftdruck			Relative Feuchtigkeit			Windrichtung und Stärke			Bewölkung			Niederschlag	Witterung
	7^{30}	13^{30}	21^{30}	Mittel	Abweich. vom Normalw.	7^{30}	13^{30}	21^{30}	7^{30}	13^{30}	21^{30}	7^{30}	13^{30}	21^{30}	7^{30}	13^{30}	21^{30}		
1	0.8	2.2	-1.8	0.4	7.2	**568.9**	568.8	567.7	19	24	28	NNE 0	SSW 0	WSW 2	0	0	1	.	
2	-1.9	-0.2	-3.2	-1.8	5.1	565.5	564.7	562.6	26	25	78	WSW 3	WSW 4	SW 3	9	10	10	7.6	⊕ a
3	-2.4	-1.3	-1.6	-1.8	4.2	561.7	561.7	561.1	100	100	100	WSW 3	WSW 3	WSW 2	10≡	10≡	10≡*	**35.1**	●°✳ n-9 stw., ✳ 18-n, ≡ n-n
4	-1.3	-1.2	-0.4	-1.0	6.1	561.6	562.1	561.7	100	92	51	WSW 3	WSW 2	WSW 3	10≡	3	10	7.0	≡ n-12½, ●° n-n
5	-2.0	-2.0	-3.1	-2.4	4.8	559.8	560.1	561.6	100	100	100	WSW 3	WSW 2	WSW 2	10≡*	10≡*	10≡*	27.5	✳ 6¼-n, ≡ n-n
6	-3.0	-1.6	-1.6	-2.1	5.2	562.4	564.1	563.5	100	100	65	WSW 3	WSW 2	SW 1	10≡	9	10	.	≡ n-13
7	-3.0	-3.2	-3.6	-3.3	4.1	562.7	562.7	563.9	69	71	100	SE 1	W 2	W 1	10	10	10	.	≡ 14½-21, ⊕ a
8	-4.6	-3.8	-3.8	-4.1	3.3	563.7	564.0	564.0	100	45	45	S 1	WSW 2	S 1	1	6	8	.	
9	-3.2	-0.9	-1.8	-2.0	5.5	561.6	560.3	559.0	52	52	44	SW 0	S 1	SE 1	9	4	6	.	
10	-2.0	-1.0	-3.1	-2.0	5.6	555.6	554.5	555.7	62	55	70	SSW 3	SSW 4	S 2	10	10	10	.	
11	-4.6	-3.4	-5.6	-4.5	3.2	555.4	555.0	553.9	100	100	60	WSW 0	SSW 0	SW 1	10≡	10	0	.	≡ n-10¾
12	-6.2	-3.8	-5.0	-5.0	2.8	551.8	551.7	552.0	40	35	77	SSW 1	SSE 2	SW 2	2	7	10	.	
13	-4.4	-2.4	-3.4	-3.4	4.4	552.5	551.8	550.9	68	72	65	SSW 2	SSW 3	SSE 3	10	10	10	.	
14	-3.6	-2.4	-3.8	-3.3	4.6	550.3	550.6	549.8	70	68	67	SE 2	SSW 2	S 3	9	2	3	.	[≡ 17½-n
15	-3.5	-3.7	-4.9	-4.0	4.0	548.7	548.5	547.8	80	80	100	SW 2	SW 3	E 0	10	10	10≡*	12.1	✳ 8¾, 13-14 m.U., 18-n,
16	-7.4	-6.6	-6.8	-6.9	1.1	**547.5**	548.3	550.1	100	100	100	NW 2	WSW 1	WSW 1	10≡*	10≡	10≡	2.7	✳ n-12½, ≡ n-14½, 17-n
17	-7.8	-6.4	-8.0	-7.4	0.7	548.8	549.9	554.5	92	80	95	ESE 0	E 0	NW 0	3	1	10	.	≡ 11½-12¼, 14¼-21
18	-7.0	-4.0	-4.0	-5.0	3.2	555.3	554.0	553.7	94	29	100	SSW 1	WSW 3	SW 2	4	10	10≡*	12.6	✳ 15¼-n m.U., ≡ 15-n
19	-7.2	-6.2	-8.1	-7.2	1.0	553.2	553.7	554.1	100	100	100	WSW 2	W 1	WSW 1	10≡	10≡*	10≡	1.3	✳° 13-14½, ≡ n-n
20	-8.4	-7.0	-7.8	-7.7	0.6	554.1	554.6	555.5	83	93	100	WSW 1	SW 1	WSW 2	10	8	10≡	5.7	✳° 15½-15⅝, ≡ 17¾-n,
21	-7.6	-5.8	-8.6	-7.3	1.0	556.3	557.1	557.9	100	100	97	WSW 0	W 0	NNW 0	10≡*	10≡	10	5.1	✳ n-13, ≡ n-17¼ [V² s
22	-9.2	-8.2	-9.4	-8.9	-0.5	555.7	555.1	555.0	90	54	70	ENE 1	WSW 3	WSW 2	1	1	0	.	
23	-9.1	-8.4	-8.0	-8.5	-0.1	554.9	555.4	556.0	100	100	100	W 2	WSW 3	WSW 1	10≡	10≡	10≡	.	≡ n-8, 13-n
24	-7.8	-7.4	-7.4	-7.5	1.0	556.0	556.4	557.3	93	66	65	WSW 1	SW 1	W 0	2	9	4	.	
25	-7.4	-6.6	-7.8	-7.3	1.2	558.2	559.1	560.3	97	92	90	SW 1	W 1	WSW 1	10	10≡	10	2.4	✳° 8-9½, ≡ 7¾-16
26	-7.6	-4.0	-3.6	-5.1	3.5	560.0	559.9	558.5	83	59	64	WSW 2	WSW 3	NNW 1	9	10	10	2.7	
27	-5.6	-5.7	-7.0	-6.1	2.5	558.4	560.9	562.3	100	100	100	W 3	WSW 2	SW 1	10≡*	10≡*	10≡	10.5	✳ n-20½, ≡ n-n
28	-5.4	-2.6	-0.6	-2.9	5.7	563.1	562.6	562.0	75	44	20	WSW 1	WSW 4	WSW 3	9	3	8	.	
29	-4.3	-4.3	-6.6	-5.1	3.6	560.5	560.6	562.3	32	100	100	W 3	W 2	WNW 1	10	10≡	10≡*	7.0	✳ 18¾-n, ≡ 11-n m.U.
30	-7.4	-7.4	**-10.0**	-8.3	0.4	564.5	565.6	566.3	100	100	95	W 1	W 0	SW 0	10≡*	10≡	3	2.8	✳ n-11½, ≡ n-20¼
31	-7.6	-6.0	-6.6	-6.7	2.0	565.8	564.5	561.9	22	30	100	WSW 2	WSW 3	WSW 3	10	10	10≡*	24.5	✳ 10-n m.U., ≡ + 14-n m.U.,
																		Summe	[✓ p
Mittel	-5.2	-4.0	-5.1	-4.8	—	557.9	558.0	558.2	79	73	79				8.0	7.8	8.2	166.6	

Dezember 1934.
Beobachter: Frl. *F. Lombardi.*

St. Gotthard (Hospiz).

$\lambda = 8^\circ 34'$, $\beta = 46^\circ 33'$,
$Hb = 2095.7^m$, $G = -0.14\,^m/_m$.

1	-4.2	-0.5	-3.2	-2.6	3.1	**598.5**	598.2	596.8	52	50	58	N 0	N 1	N 0	0	0	0	.	
2	-4.0	0.0	-3.3	-2.4	3.4	596.1	595.5	593.9	51	62	65	S 0	SE 1	SE 0	8	5	5	4.7	✳ n (2./3.)
3	-2.0	2.0	1.0	0.3	6.2	592.3	592.0	591.6	89	61	90	NE 1	NE 1	NE 1	7	5	8	.	
4	0.8	1.8	0.5	1.0	7.0	592.0	592.0	592.1	95	84	85	NE 1	NE 0	NE 0	5	2	2	0.6	
5	-1.2	**2.4**	-1.0	0.1	6.2	590.4	590.3	592.4	98	81	90	S 0	N 0	S 0	10*≡	5	0	5.2	✳° n-9, ✳ 11¼, 15
6	-1.4	0.5	-0.5	-0.5	5.7	593.8	594.0	594.6	78	85	84	S 0	S 0	S 0	0	4	4	.	
7	-0.6	1.0	-1.9	-0.5	5.8	592.4	592.2	594.4	80	87	85	S 0	S 0	**N** 1	10	10	0	.	
8	-3.0	-0.5	-1.0	-1.5	4.9	594.7	594.0	594.6	87	80	75	N 0	N 0	N 0	0	0	5	.	
9	0.0	0.3	-0.8	-0.2	6.3	592.4	592.0	590.1	86	81	90	S 1	SE 1	SE 2	10	10	10≡	2.8	✳ 19¼-10¾, 14, ≡ 16-n
10	-2.3	-0.8	-1.8	-1.8	4.8	586.9	585.6	585.7	80	87	90	SE 2	S 2	S 2	10≡	10*≡	10*≡	9.8	✳ 12-n, ≡ n-n
11	-2.2	-0.7	-1.6	-1.5	5.2	584.9	584.3	584.1	90	87	88	E 1	E 0	SE 2	10≡	5	10	3.8	≡ n-10
12	-3.0	-2.2	-4.0	-3.1	3.7	582.7	582.1	582.7	91	74	80	SE 1	SE 1	SE 1	10	10	10≡	4.4	✳° zeitw., ≡ 17-n
13	-3.8	-1.8	-2.0	-2.5	4.4	582.3	582.4	581.1	90	74	81	S 2	S 1	S 2	10*≡	10	10≡	6.0	✳° n-10¾, ≡ 14-n
14	-1.8	-1.2	-1.6	-1.5	5.4	580.2	580.4	580.5	84	80	90	S 1	S 1	SE 2	10≡	10≡	10≡	8.2	✳° zeitw., ≡ n-n
15	-2.6	-1.7	-2.2	-2.2	4.8	579.1	577.6	576.4	90	94	84	SE 2	S 2	S 2	10≡	10*≡	10*≡	**52.2**	✳ 9¼-n, ≡ n-n, + abds.
16	-4.2	-3.2	-4.4	-3.9	3.2	**575.9**	577.2	579.1	85	83	80	N 1	N 1	N 1	10≡	10≡	5≡	10.0	≡ n-n m.U., + abds.
17	-5.3	-4.2	-5.0	-4.8	2.4	577.8	579.0	582.9	70	88	70	N 1	N 0	N 2	0	0	10≡	2.0	≡ 14¾-n
18	-6.6	-2.4	-3.5	-4.2	3.0	585.1	584.8	584.3	78	81	87	N 0	N 0	S 1	3	10	10≡	1.0	≡ 15-n
19	-4.8	-2.0	-6.2	-4.3	3.0	582.8	583.1	584.1	80	88	75	NE 1	NE 0	N 1	5	5	0	.	≡ 14¼-16
20	-8.8	-5.0	-6.0	-6.6	0.7	584.1	584.1	585.6	64	70	70	N 1	N 1	N 1	0	0	0	1.0	
21	-6.8	-4.0	-6.0	-5.6	1.8	586.0	586.7	586.6	65	73	80	N 1	N 1	N 1	0	10≡	10≡	2.7	+ 9¼-11, ≡ migs.-n m.U.
22	-7.8	-5.2	-6.1	-6.4	1.0	586.1	585.8	585.6	69	71	75	N 1	SE 0	SE 0	0	5	0	.	
23	-7.0	-4.0	-5.8	-5.6	1.9	585.1	585.6	586.7	61	63	72	N 1	N 0	SE 0	0	0	5	.	
24	-7.8	-4.5	-7.2	-6.5	1.0	586.2	586.8	587.2	69	80	64	S 0	S 0	N 1	0	8	0	.	
25	-7.0	-4.4	-7.0	-6.1	1.4	588.4	588.9	589.9	71	54	70	N 1	N 0	N 1	0	0	0	.	
26	-6.4	-3.6	-3.4	-4.5	3.1	590.8	590.8	588.8	68	53	70	N 0	S 0	S 2	0	3	10	.	
27	-4.8	-3.0	-4.0	-3.9	3.7	589.0	590.3	592.4	73	85	80	S 0	N 3	N 2	10	10	0	8.0	
28	-5.5	-2.2	-3.0	-3.6	4.1	593.0	593.3	591.8	60	70	81	N 1	N 1	S 1	0	3	4*	.	
29	-3.5	-2.6	-3.6	-3.2	4.5	590.5	590.1	591.8	70	54	82	S 1	S 0	N 3	5	10	10≡	7.5	✳ ✓ 15-n, ≡ 17-n
30	-4.6	-2.6	-5.0	-4.1	3.6	594.2	595.6	596.2	85	70	60	**N** 3	N 2	N 2	10≡	5≡	0	2.2	≡ n-14
31	-5.2	-2.0	-2.2	-3.1	4.7	596.1	594.9	593.9	**48**	75	88	N 1	NE 0	S 1	0	8	10*	16.4	✳ 18½-n
																		Summe	
Mittel	-4.1	-1.8	-3.3	-3.1	—	588.1	588.0	588.3	76	75	79				4.9	5.9	5.4	148.5	

Ergänzende Witterungsnotizen zu den Tabellen Seite 1—72.

Januar.

Bern. Alpen klar: **6.** 14. 19. je Vm. — Schneehöhe: **1.** 7.3 cm., **2.** 7.2, **3.** 7.0. **4.** 7.0, **5.** 6.5, **6.** 12.3, **7.** 12.2, **8.** 12.2, **9.** 12.0. **10.** 11.9, **11.** 11.3, **12.** 10.8, **13.** 5.2, **14.** 3.1. **17.** 6.5, **18.** 1.3, **20.** 1.5, **21.** 1.4, **22.** 0.7, **29.** 0.9. — **Neuchâtel.** Alpen sichtbar: **6.** 14. 19. je Vm. — Nebel am Chaumont: **10.** u. **24.** d. g. T. — Nebel über dem See: **12.** d. g. T. — Hochnebel: **2.** d. g. T., **3.** Vm. · **23.** u. **25.** d. g. T. — Neuschnee: **5.** 2 cm. — **Altdorf.** Neblig: **2.** Nm. Ab., **3.** u. **10.** Vm. Nm., **23.** Nm. Ab., **25.** Nm., **26.** Ab. — Föhn: **14.** Nm. — Schneehöhe: **29.** 13–15 cm. **Zürich.** Alpen klar: **17.** u. **19.** Vm. — Alpen sichtbar: **12.** Vm. Nm. — Taldunst: **4.** Nm., **6.** d. g. T., **9.** Nm., **22.** d. g. T.. **23.** Nm. — Tal neblig: **25.** u. **26.** Nm. — Talnebel: **12.** Vm., — Sicht (Nebel): **7.** I 700 m, III 200, **8.** I 100, III 150, **9.** III 700, **11.** I 600, III 500, **18.** 500, **26.** 70. — Hochnebel: **1.** u. **3.** d. g. T., **4.** Vm., **7.** d. g. T., **8.** von 16^{h} an, **9.** Ab., **10.** d. g. T., **11.** Vm., **21.** Ab., **22. 23. 24.** je d. g. T., **25.** Vm., **26.** Mitt. — Wolkenröte: **19.** Vm. **27.** Ab. — Neuschnee: **6.** 7 1/2 cm, **16.** 1, **28.** 1, **29.** 6 1/2, **30.** 1. — Schneehöhe: **12.** 7 cm. — Schneegrenze: **19.** 600 m. **Rigi-Kulm.** Nebelmeer: **1.** Vm. 1650 m, **2.** Vm. 1400, Nm. 1450, **3.** Vm. 1600, Nm. 1750. **7.** Vm. Nm. 800, **8.** Vm. 700, **9.** Vm. Nm. 700, **10.** Vm. Nm. 1000, **11.** Vm. Nm. 700, **22.** Vm. 1400, Nm. 1200, **23.** Vm. Nm. 1200, **24.** Vm. Nm. 1300, **25.** Vm. 800, — Neuschnee: **6.** 30 cm., **13.** 10, **14.** 10, **15.** 2, **17.** 10, **20.** 8, **21.** 15, **28.** 20, **29.** 30, **30.** 5. — Schneehöhe: **5.** 25 cm., **12.** 45, **19.** 35, **26.** 50. — **Bevers.** Neuschnee: **6.** 1 cm., **13.** 3, **14.** 2, **16.** 2, **17.** 6, **20.** 9, **21.** 6. — Schneehöhe: **5.** 49 cm, **12.** 48, **19.** 53, **26.** 58. **Sitten.** Dunst: **2.** Nm., **9.** Vm. — Neuschnee: **6.** 2 cm, **16.** 4, **17.** 4. — Schneehöhe: **17.** 6 1/2 cm. — **Lugano.** Nordföhn: **6.** 7 1/2–13^{h} (NNE), **13.** 16 1/2–21^{h} (NNE), **16.** 14 1/2^{h} bis **17.** 4 1/2^{h} (NNE), 4 1/2–8^{h} (N), **28.** 14 1/2–21 1/2^{h} (NE). 21 1/2–23 1/2^{h} (N), 23 1/2^{h} bis **29.** 21 1/2^{h} (NNE). — Schneehöhe: **4.** 10 cm., **7.** 5-7, **11.** 5. — **Basel.** Dunst: **6.** Früh, **8.** Nm. Ab., **10. 11. 25.** je Nm. — Purpurlicht: **1.** Ab., **7.** 17^{18}–17^{36}^{h}, **8.** 17^{10}–17^{35}^{h}, **10.** 17^{11}–17^{31}^{h}, **11.** 17^{12}–17^{25}^{h}, **14.** Ab., **15.** Ab., **22.** 17^{26}–17^{51}^{h}, **25.** 17^{31}–17^{42}^{h}. — Morgenrot: **11. 26.** — Neuschnee: **1.** 1/2 cm, **31.** Spuren. — Schneehöhe: **1.** 2 1/2 cm, **2.** 2, **3.** 1 1/2, **4.** 1 1/2, **5.** 1, **29.** 4, **30.** 2, **31.** 1 1/2. — **Säntis.** Purpurlicht: **1.** Ab. — Nebelmeer: **1.** d. g. T. 1700–1400 m, **2.** d. g. T. 1300–1500, **3.** Nm. 2200–2000, **4.** Vm. 2000, **6.** Vm. 2300–1800 (strichw.), **7.** Vm. 600 (strichw.), Nm. 800, **8.** Vm. Nm. (strichw.) 700, **9.** Vm. 600–700, Nm. 700–1500 (strichw.), Ab. 700 (strichw.), **10.** d. g. T. 900–800, **11.** Vm. Nm. 600–700, Ab. 600 (strichw.), **12.** Früh 600 (strichw.), **19.** Nm. 2400 (strichw.), **21.** d. g. T. 1700–1400, **22.** d. g. T. 1000–800, **23.** d. g. T. 1000–1200, **24.** d. g. T. 1300–900, **25.** d. g. T. 700, **26.** Vm. Nm. (strichw.) 700, Ab. 600 (strichw.), **30.** d. g. T. 2400–2300, **31.** Früh 2300. — Neuschnee: **6.** 40 cm, **13.** 32, **14.** 38, **15.** u. **16.** unbestimmbar, **17.** 35, **18.** unbestimmbar, **19.** 32, **20.** 4, **21.** 30, **28.** 48, **29.** 80, **30.** unbestimmbar. — Schneehöhe: **5.** 70 cm, **12.** 95, **19.** 190, **26.** 150. — Schneegrenze: **5.** u. **12.** Bodensee, **19.** 800 m, **26.** Bodensee. — **St. Gotthard.** Neblig: **29.** 9 1/4^{h}-nachts. — Nebel auf dem Pass: **3. 4. 30.** je Ab. — Nebelmeer im Süden: **19.** Vm. — Neuschnee: **15.** 7 cm, **16.** 15, **18.** 20, **20.** verweht. **21.** 25. — Schneehöhe: **5.** 145 cm, **12.** 120, **19.** 145. **26.** 130, **30.** 125.

Februar.

Bern. Alpen klar: **3. 4. 5.** je Vm., **8.** Nm. **9.** u. **10.** Vm., **12.** Vm. Nm., **15.** Vm., **22.** Vm. Nm., **23. 25. 26.** je Vm. — Alpen hell: **7.** Vm. — Alpen sichtbar: **14.** Vm. — Schneehöhe: **1.** 5.7 cm., **2.** 7.0, **3.** 8.4. **4.** 7.8, **5.** 5.9, **6.** 4.9, **7.** 4.5, **8.** 4.0, **9.** 3.5. — **Neuchâtel.** Alpen sichtbar: **3.** u. **4.** Früh, Ab., **8.** Ab., **9.** Früh, Ab., **12.** d. g. T. — Dunst: **7.** u. **8.** d. g. T., **23.** Vm. — **Altdorf.** Neblig: **4.** Nm. Ab., **5.** d. g. T., **14.** Vm., **18.** Nm. — Föhn: **25.** Ab., **27.** Nm. — **Zürich.** Alpen sichtbar: **23.** Ab. Alpen schwach sichtbar: **13.** Nm., **23.** Ab., **25.** Nm. — Taldunst: **3.** Nm., **4.** u. **8.** Vm., **9.** Nm., **10.** Vm. Nm., **11.** Vm., **13.** u. **14.** Nm., **17.** Vm., **20. 21. 22. 23.** je Nm. — Tal neblig: **9. 22. 23.** je Vm. — Talnebel: **11.** u. **12.** Vm. — Sicht (Nebel): **7.** I 600 m, III 700, **8.** I 150, **12.** I 700. — Hochnebel: **18.** d. g. T., **19.** Vm. Nm. — Purpurlicht: **3.** Früh, **4. 7. 8. 9. 10. 11. 14.** je Ab. — Neuschnee: **1.** 9 cm. **8.** Spuren. — Schneehöhe: **2.** 9 cm. **9.** 3. **Rigi-Kulm.** Tal neblig: **10.** u. **12.** Vm. — Nebelmeer: **3.** Vm. Nm. 1300 m, **4.** Vm. 1200, **5.** Vm. Nm. (teilw.) 1200, **6.** Vm. Nm. (teilw.) 900, **7.** Vm. 600, **13.** Vm. 1200, **14.** Vm. 1000, **17.** Vm. (teilw.), **18.** Vm. 1300, **19.** Vm. 900, Nm. 1000, **20.** Vm. 1500. — Gewitter: **27.** 19^{h} Wetterleuchten im Süden. — Neuschnee: **1.** 5 cm, **2.** 2, **9.** 1, **28.** 7. — Schneehöhe: **2.** 80 cm, **9.** 60, **16.** 50, **23.** 40. — **Bevers.** Phänologische Erscheinungen: **14.** Erster Schmetterling, erste Ameisen. — Neuschnee: **25.** 2 cm, **27.** 5, **28.** 12 1/2. — Schneehöhe: **2.** 60 cm, **9.** 58, **16.** 58, **23.** 50. — **Sitten.** Dunst: **3.** Nm., **4.** Vm. Nm., **5.** Vm., **6.** d. g. T. — **Lugano.** Nordföhn: **9.** 0–7^{h} (NE), **12.** 15–19^{h}. 22^{h} bis **13.** 8^{h} (NNE), **15.** 11 3/4^{h} bis **16.** 13^{h} (NNE), **20.** 14^{h} bis **21.** 10 1/2^{h} (NNE). 10 1/2–18 1/2^{h} (NE). — **Basel.** Dunst: **3. 5. 9. 10. 22.** je Nm., **23.** Vm. Nm. — Purpurlicht: **2.** 17 1/2^{h} (rote Lichtsäule), **3.** 17^{45}–18^{11}^{h}, **4.** 17^{30}–18^{07}^{h}, **5.** 17^{53}–18^{07}^{h}, **9.** 18^{01}–18^{16}^{h}, **13.** 18^{02}–18^{29}^{h}, **14.** 18^{07}–18^{26}^{h}, **16.** 18^{02}–18^{20}^{h}. — Neuschnee: **1.** 3 cm, **2.** 4, **9.** 1/2, **28.** 3 1/2. — Schneehöhe: **1.** 4 1/2 cm, **2.** 8, **3.** 7, **4.** 6, **5.** 6. **6.** 5 1/2, **7.** 5, **8.** 5, **9.** 4, **10.** 3, **28.** 4 1/2. — **Säntis.** Purpurlicht: **23.** Ab. — Nebelmeer: **2.** Vm. 1600–1500 m, Nm. 1700, **3.** u. **4.** Vm. 900 (strichw.), **5.** Früh 900 (strichw.). **8.** Vm. 600 (strichw.), **10.** Früh 500 (strichw.), **11.** Vm. 2200–2300, 12. Früh 500 (strichw.), **13.** Vm. Nm. 1700–1500, **14.** Vm. 900 (strichw.), **16.** Früh 1600, Nm. 1700 (strichw.), **17.** Mitt. 1400 (strichw.), Ab. 1200, **18.** d. g. T. 1300–1500–1400, **19.** d. g. T. 1000–1500, **20.** Vm. 1600–1800, Nm. 1700 (strichw.), **27.** Ab. 1400 (strichw.), **28.** Nm. 1900–2000. — Neuschnee: **1.** 32 cm, **2.** 15, **9.** 4, **16.** 1, **22.** 6, **28.** 2. — Schneehöhe: **2.** 240 cm, **9.** 160, **16.** 140, **23.** 125. — Schneegrenze: **2. 9. 16.** je Bodensee, **23.** 800 m. — **St. Gotthard.** Neblig: **15.** 13–15 1/4^{h}, **16.** Nachts–3 1/2^{h}, **24.** Nachts–10^{h}, **26.** Nachts–9^{h}. — Nebel auf dem Pass: Nachts–8 1/4^{h}. — Neuschnee: **1.** verweht, **27.** 12 cm, **28.** 75. — Schneehöhe: **2.** 125 cm, **9.** 115. **16.** 105, **23.** 95.

März.

Bern. Alpen klar: **6.** u. **10.** Vm., **14.** Nm., **18.** u. **19.** Vm. — Alpen hell: **6.** Nm., **9.** Vm., **13.** Nm., **14.** Vm., **17.** Nm. — Alpen sichtbar: **10.** u. **11.** Nm. — Alpen schwach sichtbar: **12.** u. **15.** Vm. — Schneehöhe: **1.** 1.2 cm, **2.** 0.8, **4.** 1.9, **8.** 0.9, **17.** 1.0, **19.** 1.1. — **Neuchâtel.** Alpen sichtbar: **5.** Früh, **10. 14. 19.** je d. g. T. — Dunst: **30.** u. **31.** Vm. — **Altdorf.** Neblig: **26. 27. 29.** je Vm., **30.** Ab. — Föhn: **11.** 19^{h} bis **12.** Nm., **14.** Ab. bis **15.** Nm., **17.** Nm.-nachts, **19.** Ab. bis **20.** Nm. — **Zürich.** Alpen klar: **19.** Nm. — Alpen hell: **11.** Vm., **14.** Nm., **19.** Vm. — Alpen sichtbar: **8.** Nm., **12. 13. 14.** je Vm., **16.** Ab. — Alpen schwach sichtbar: **6.** Vm. — Föhnmauer: **20.** Mitt. — Taldunst: **8.** Nm., **27.** u. **28.** Vm. Nm., **29.** Vm. — Purpurlicht: **28.** Ab. — Neuschnee: **1.** 2 cm, **4.** 9. — Schneehöhe: **1.** 3 cm. — **Rigi-Kulm.** Nebelmeer: **2.** Nm. 1300 m, Ab. 1600, **21.** Vm. (teilw.) 1500, **23.** Vm. 1700, **25.** Vm. 1500, **26.** Vm. Nm. 1600, **27.** Vm. 1300. — Neuschnee: **1.** 4 cm, **2.** 1, **4.** 20, **5.** 10, **8.** 25, **10.** 5, **11.** 6, **13.** 10, **16.** 10, **19.** 5, **22.** 2, **23.** 3. — Schneehöhe: **9.** 50 cm, **16.** 70, **23.** 60, **30.** 50. — **Bevers.** Phaenologische Erscheinungen: **5.** Ziegenmelker gehört, **25.** Erste Bachstelze, erste Weidenkätzchen. — Neuschnee: **1.** 13 cm, **2.** 7, **3.** (△) 3, **11.** 3 1/2, **12.** 2, **13.** 24, **16.** 13 1/2, **18.** 4 1/2, **20.** (△) 1, **21.** 23 1/2, **22.** 2 1/2. — Schneehöhe: **2.** 60–90 cm, **9.** 65–75, **16.** 80–90, **23.** 80–105, **30.** 70–80. — **Sitten.** Neuschnee: **1.** 1/2 cm, **2.** 20. — **Lugano.** Nordföhn: **4.** 5^{h} bis **5.** 4^{h} (NNE), **16.** 15–21^{h} (N). — **Basel.** Dunst: **26.** Nm. Ab., **28.** u. **29.** Nm., **30.** Nm. Ab., **31.** Nm. — Neuschnee: **2.** 1 cm. — Schneehöhe: **1.** 4 cm, **2.** 4. — **Säntis.** Grosses Lichtermeer: **14.** Ab. — Nebelmeer: **1.** Vm. Nm. 1900–1800 m. Ab. 1300 (strichw.), **2.** d. g. T. 1300–1700, **10.** Vm. 1700–1800 (strichw.), **11.** Mitt. 2000 (strichw.), **18.** Vm. 2400 (strichw.), **21.** Vm. 1500–1800,

22. Früh 2100, 23. Vm. 2000–2300, 24. Früh 2200. Nm. 2000–1800, 25. d. g. T. 1500–2000, 26. Vm. Nm. 1700–1800–1700, 27. Vm. 900–1000 (strichw.), 28. Ab. 1700 (strichw.). — Neuschnee: 1. 1 cm, 4. 28, 5. 25, 7. 8, 8. unbestimmbar, 10. 38, 11. 10, 12. 8, 13. 20, 14. 8, 16. 18,, 19. 36. 21. 1, 22. unbestimmbar, 23. 2. - Schneehöhe: 2. 120 cm, 9. 160, 16. 185, 23. 170, 30. 130. -- Schneegrenze: 2. Bodensee, 9. 700 m, 16. 800, 30. 1200. — **St. Gotthard.** Neblig: 2. von 11h an, 19. Nachts-9h. - Nebel auf dem Pass: 8. Nm. Nebel im Sellatal: 22. Ab. -- Nebelmeer im Süden: 28. Ab. Neuschnee: 2. verweht, 3. 5 cm, 4. verweht, 8. 10, 11. 17, 12. verweht, 13. 5½, 14. 10, 15. 5, 16. verweht, 19. 15, 21. 45, 22. 10, 24. 3, 25. 2. -- Schneehöhe: 2. 190 cm, 9. 170, 16. 225, 23. 275, 30. 250.

April.

Bern. Alpen klar: 11. Vm. Nm., 15. 16. 27. 29. je Nm. — Alpen hell: 8. Nm., 12. u. 16. Vm., 17. Nm., 22. u. 26. Vm. — Alpen sichtbar: 21. Nm., 30. Vm. — Alpen schwach sichtbar: 6. Vm. Nm., 7. Vm. Nm., 8. u. 10. Vm., 12. u. 14. Nm. 15. 17. 18. 21. je Vm., 30. Nm. Gewitter: 1. 17–17^{25h}, 5 T hörbar. **Neuchâtel.** Alpen sichtbar: 15. (d. g. T.), 16. 17. 22. 24. (d. g. T.), 27. 30. — Joran: 2. u. 12. Ab., 29. 19½h. — Gewitter: 2. K$_4$ im W bis NE 16–16$^{3}/_{4}$h.3. Einige T nach 18h. — **Altdorf.** Föhn: 6. Ab., 7. Ab. bis 8. Nm., 11. seit 16h, 17. Mittag bis nachts (sehr stark), 27. Nm., 29. 11h bis (1. Mai Nm.). — **Zürich.** Alpen klar: 11. Nm., 17. Ab. -- Alpen hell: 15. Vm. Nm., 26. Vm. — Alpen sichtbar: 4. Vm. Nm., 10. Nm., 11. 12. 16. 17. je Vm., 25. Nm., 29. u. 30. Vm. Nm. -- Alpen schwach sichtbar: 1. Nm., 7. u. 10. Vm., 12. u. 17. Nm., 18. u. 27. Vm. - Taldunst: 5. Vm. Nm., 7. 10. 26. je Vm. - Tal neblig: 12. u. 14. Vm. — Sicht (Nebel): 14. 700 m. — Hochnebel: 13. Nm. Gewitter: 2. Nm. T aus Cu-Ni im E, nach 18h Wetterleuchten im S. -- Schneegrenze: 11. 1000–1300 m. — **Rigi-Kulm.** Gewitter: 1. K$_4$ über dem Vierwaldstättersee 16$^{3}/_{4}$–19h, Richtung SE-SW. Neuschnee: 10. 1 cm., 21. 1, 23. 2, 24. 4 -- **Bevers.** Phaenologische Erscheinungen: 1. Erste Buchfinken, 11. Erster Zaunkönig, erstes Rotschwänzchen, 24. Tussilago farfara und Anemona vernalis blühen, 17. Erste Hummel, 26. Erstes Murmeltier gehört, 27. Erster Kuckucksruf, 28. Erste Schwalben. — Neuschnee: 3. 2½cm., 9. 3, 23. 5, 24. 12½. — Schneehöhe: 6. 65–70 cm, 13. 50–60. - Schneegrenze: 22. 1900 m. - **Sitten.** Schneegrenze: 6. 2000 m, 23. 1800, 24. 1000. — **Basel.** Dunst: 1. u. 3. Nm. - Gewitter: 2. vereinzelte T aus S 17^{30}–18^{00}h, ◺ 19–20h. — **Säntis.** Grosses Lichtermeer: 8. 11. 15. 17. je Ab. - Nebelmeer: 1. Vm. 800–900 m (strichw.), 13. Früh 2400, Vm., Nm. 2030, 25. Früh 1930 (strichw.), 28. Vm. Nm. 1800–2000. -- Gewitter: 2. K$_4$ im SE 17½–18$^{3}/_{4}$h. — Neuschnee: 3. 2 cm. 6. ½, 10. 15, 11. 1, 21. 2, 23. 4, 24. 17. -- Schneehöhe: 6. 110 cm, 13. 90, 20. 40, 27. 45. - Schneegrenze: 6. 1300 m, 20. 1700, 27. 1600. — **St. Gotthard.** Nebel im Sellatal: 3. Ab. — Nebelmeer im Süden: 4. Vm. Neuschnee: 1. 10 cm, 8. 7, 9. 30, 21. 10, 22. 12. 23. 70, 24. 40, 25. 25, 28. 20. -- Schneehöhe: 6. 190 cm, 13. 200, 20. 160.

Mai.

Bern. Alpen hell: 28. Nm. Alpen schwach sichtbar: 1. Vm. Nm., 2. Vm. -- Gewitter: 1. T 18^{15}–19^{05}h, 13. K$_4$ 20^{35}–21^{05}h, ◺ 22h-nachts. — **Neuchâtel.** Alpen sichtbar: 22. u. 28. - Dunst über dem See: 3. 5. 11. je Vm., 19. bis 10h. - Nebel am Chaumont: 5. bis 10h. Joran: 1. 14½–18¼h, 7. 16½h–Ab., 9. Ab. zeitw., 11. seit 17h zeitw., 12. 14–17h, 14. 12h–Ab., 15. bis 9h, 19. seit 20h zeitw., 20. seit 17h zeitw., 21. 16–22½h, 22. 16–23h, 23. 16½–22h, 24. Ab., 25. seit 19½h, 28. Ab., 30. 19–19½h. Gewitter: 1. K$_4$ im SW-NE 16$^{3}/_{4}$–18¼h, 12. ◺ im S 20$^{3}/_{4}$h, 12. T im N seit 14h, 13. Einige T im W seit 11h, 30. Einige T 17–18½h. **Altdorf.** Dunst: 11. Nm. -- Föhn: (29. April 11h bis) 1. Nm., 16. 13h-nachts. -- **Zürich.** Alpen sichtbar: 2. Nm., 28. Vm. Nm. — Alpen schwach sichtbar: 1. Nm., 12. 22. je Vm. — Taldunst: 22. Vm. - Tal neblig: 7. Vm. -- Hochnebel: 10. bis 9½h. — Purpurlicht: 10. 22. 25. 28. 29. je Ab. - Gewitter: 3. Fern-K$_4$, T im E 16^{20}h, 16^{26}h, 16^{50}h, 7. Fern-K$_4$, T im E 13^{10}h, 13^{35}h, ◺ im SSE, 11. Fern-K$_4$ 17½–19h, ◺ im SE, 13. Fern-K$_4$ 16–17h über Zürichsee, 14. a) K$_4$ 14½–21¼h, mässiger T, b) 5^{20}h ◺ u. T. -- Schneegrenze: 16. 1800–1900 m. - **Rigi-Kulm.** Nebelmeer: 3. 1800 m, 10. 1200 (teilw.). -- Gewitter: 1. ◺ im N 23½h. -- Neuschnee: 8. 4 cm. **Bevers.** Phänologische Erscheinungen: 19. Erste Spyrschwalben. Schneegrenze: 6. 2200 m, 9. 1900. — **Basel.** Dunst: 10. Nm. 16. Vm. Nm., 19. u. 25. Vm., 28. Vm. Ab., 29. Vm. — Purpurlicht: 27. Ab. — Gewitter: 1. ◺ u. T 21h, 12. T 17^{35}–18^{30}h, 13. T 15^{10}–15^{30}h, 17^{30}h, ◺ T 20h, 14. K$_4$ 15^{10}–15^{55}h. — **Säntis.** Purpurlicht: 22. u. 27. Ab. -- Nebelmeer: 8. Nm. 2300 m, Ab. 1700 (strichw.), 9. Vm. 1900 (strichw.), 10. Vm. 1100–900, 18. Vm. 2400, Nm. 2100. — Gewitter: 1. ◺ im N u. NE Ab., 3. a) Nah-K$_4$ im SE 14^{30}–15^{30}h, b) Nah-K$_4$ 16^{45}–18^{10}h, über Station 17^{50}–18^{05}h, 12. ◺ im S Ab., 13. Fern-K$_4$ im N 15^{40}–16^{50}h, 15. ◺ im S Ab. Neuschnee: 4. 3 cm., 5. 4, 8. 9, 15. 3. — Schneehöhe: 4. 3 cm., 11. Gipfel schneefrei. -- Schneegrenze: 4. 2000 m, 11. 2500, 18. 2500, 25. 2500. — **St. Gotthard.** Neblig: 5. bis 8h. — Nebel auf dem Pass: 19. 20. 22. je Ab., 23. Vm. — Nebelmeer im Süden: 24. Vm. -- Neuschnee: 5. 5 cm, 8. 2. — Schneehöhe: 4. 200 cm, 11. 160, 18. 120, 25. 60.

Juni.

Bern. Alpen klar: 23. Vm. Nm. — Alpen sichtbar: 27. Vm. Alpen schwach sichtbar: 22. Nm. -- Gewitter: 2. 6 T 14^{57}–16^{15}h, 2 T 20^{05}–20^{10}h, 3. T 11^{45}h, 11. ◺ 21$^{3}/_{4}$h, K$_4$ 23$^{3}/_{4}$–24h 3 Entladungen, 12. 2 T 6^{55}–7^{00}h, K$_4$ 11^{30}–12^{10}h, 14^{40}–14^{55}h, 15. K$_4$ 10^{10}–10^{18}h, 19. K$_4$ 15^{08}–15^{17}h, 16^{20}–17^{25}h, 24. K$_4$ 18^{52}–18^{55}h, 19^{55}–20^{25}h, ◺ 20^{25}–21^{15}h, 25. K$_4$ 0^{55}–1^{20}h, 23^{18}–23^{55}h, 28. 15^{10}–17^{10}h. — **Neuchâtel.** Alpen sichtbar: 2. 22. 23. 27. — Joran: 5. 13–18h, 6. 17-nachts, 9. Nm. (schwach), 10. Ab. (zeitw.), 11. 21$^{3}/_{4}$h, 14. seit 19½h, 18. seit 20h, 20. 17¼h, 22. Ab. bis 20h, 26. Ab., 28. 14¼–17½h, 30. nach 16½h. — Gewitter: 1. T 6$^{3}/_{4}$h, ◺ T im W 22–22½h, 2. K$_4$ Ab., 12. T 7h, 19. K$_4$ 14½h–Ab. in allen Richtungen, 23. seit 21h ◺ u. T im W, 24. nach 21½h einige ◺ u. T im S, 25. T 23h, 28. T Ab., 30. T 17¼h. — **Altdorf.** Dunst: 17. Vm. — Föhn: 24. Ab. -- **Zürich.** Alpen sichtbar: 23. Vm. Nm., 25. Vm. - Alpen schwach sichtbar: 28. Vm. — Taldunst: 16. Vm., 17. Vm. Nm. — Purpurlicht: 16. 17. 18. je Ab. — Gewitter: 2. Nah-K$_4$ 17$^{3}/_{4}$–18½h, Zug WNW–ESE, ziemlich kräftige Entladungen, 11. Fern-K$_4$ Ab. im W u. NE, 12. Fern-K$_4$ 13¼–14h im NE, ◺ u. T in mässigen Zwischenräumen, Zug NW-SE, 19. Nah-K$_4$ in 3 Staffeln, Zug WNW-SSE, a) 15$^{3}/_{4}$–16¼h, b) 17¼–18½h (17^{45}h ◺ in ca. 700 m Entfernung), c) 20¼–20$^{3}/_{4}$h Richtung W-E, 24. Fern-K$_4$ 21–22h im E, 26. Nah-K$_4$ 14½–15¼h, Zug NW-SE, über Ort 14½h, 28. a) Fern-K$_4$ 17¼–18½h im SSW, b) Nah-K$_4$ 17½–18h im SSW-SSE, c) ◺ T 18½h, 30. a) Nah-K$_4$ 14½–15h. Zug N-S, über Ort 14^{40}h. b) Nah-K$_4$ 18$^{3}/_{4}$–19½h, Zug N-S, über Ort 19h. — **Rigi-Kulm.** Gewitter: 12. K$_4$ Vm. (kurz), 19. K$_4$ über dem Vierwaldstättersee 16–16$^{3}/_{4}$h, 24. K$_4$ seit 21h, 25. K$_4$ 14$^{3}/_{4}$h, K$_4$ über dem See 14½–16h, 28. K$_4$ 17–18h. -- **Bevers.** Neuschnee: 7. 2½ cm. — Schneegrenze: 4. 2500 m, 6. 2400, 7. 2000, 12. 2000, 20. 2400. **Sitten.** Dunst: 16. Vm. Nm., 18. Vm. — Schneegrenze: 13. 2000 m, 21. 2000, 30. 2000. — **Lugano.** Nordföhn: 12. 4–22h (NNE), 15. 12–13½h (N), 13½–21½h (NNE), 20. 19–24½h (N), 21. 6–21½h (NNE). - **Basel.** Dunst: 8. u. 10. Vm. -- Gewitter: 1. T 8^{20}h, 2. K$_4$ 14^{30}–15^{30}h, 11. T 20^{15}h, K$_4$ 21^{15}–22h, 12. T 12^{20}–13^{30}h im NE, 16^{15}–17h im NW, 15. T 15^{55}–17^{30}h, 19. T 11^{22}–14^{15}h, 17^{15}–17^{55}h, 24. T 15½–17h vereinzelt, K$_4$ 18½–19½h W-E, 25. T 18^{15}h, 22^{05}h, K$_4$ 22^{40}–23^{30}h, 28. T 14^{45}h, K$_4$ 14^{58}–17h. — **Säntis.** Nebelmeer: 4. Früh 2500 m (strichw.), 16. Früh 1100 (strichw.), 29. Nm. 2300–2400. — Gewitter: 1. Fern-K$_4$ in E-SW 11^{50}–12h, 2. ◺ im NW Ab., 3. K$_4$ über Station 15^{15}–15^{30}, Spitzenentladunen Ab., 5. K$_4$ über Station 10–10^{10}h, 12. Nah-K$_4$ im E 10^{35}–14h, 19. Nah-K$_4$ im W 15–15^{45}h, 23. ◺ im E Ab., 25. Fern-K$_4$ im S 15^{15}–17h. - Neuschnee: 4. 7 cm, 6. 14, 7. 7, 12. 5, 21. 16. — Schneehöhe: 8. 6 cm, 22. 16. — Schneegrenze: 1. 2500 m, 8. 2200, 15. 2500, 22. 2000. — **St. Gotthard.** Neblig: 24. d. g. T. -- Schneehöhe: 1. 20 cm.

Juli.

Bern. Alpen hell: 22. Vm., 28. 29. 30 je Vm. Nm., 31. Vm. Alpen sichtbar: 31. Nm. — Alpen schwach sichtbar: 21. Vm. Nm., 26. Nm., 27. Vm. -- Gewitter: 11. K$_4$ 15^{20}–15^{50}h, 12. K$_4$ 16^{50}–17^{10}h, 14. K$_4$ 13^{50}–14^{05}h, 21. K$_4$ 0^{05}–5^{50}h, 8^{00}–9^{15}h, 22. K$_4$ 15^{30}–17h, **Neuchâtel.** Alpen sichtbar: 21. 28. 29. 30. -- Dunst 17. Vm. — Nebel am Chaumont: 14. — Joran: 4. Ab,. 18. Ab. (schwach), 19. Nm., 27. seit 10h, 30. Ab. (schwach). -- Gewitter: 10. T seit 17h im W. 12. T seit 6¼h. 20. K$_4$ seit 22½h von SW-E. 21. Ferner T Ab., 22. K$_4$ 14^{55}–15^{20}h (sehr heftig), 24. T nach 16½h, 25. Einige T Nm. - **Altdorf.** Dunst: 6. Vm., 7. Nm. — Föhn: 20. Ab. -- **Zürich.** Alpen sichtbar: 9. u. 12. Vm. — Alpen schwach sichtbar: 9. Nm. 30. Früh. -- Taldunst: 20. Vm. — Purpurlicht: 6. u. 8. Ab. — Gewitter: 1. Fern-K$_4$ 15½–16½h, NW-SE, einige T hörbar, 11. Fern-K$_4$ 16½–17¼h im S, Zug W-E, ein Ausläufer streift die Station um 17h (einzelne grosse Hagelkörner), 12. a) Nah-K$_4$ 18$^{3}/_{4}$–19h (schwach), Zug W-E, b) Nah-K$_4$ 20½–21h, einige heftige Entladungen, Zug SW-NE, 13. Nah-K$_4$ 13¼–13½h, einige T, Zug SW-NE, 21. a) Fern-K$_4$ 2¼–2$^{3}/_{4}$h im S, b) Fern-K$_4$ 10½–10$^{3}/_{4}$h im W u. SW, c) Nah-K$_4$ 16¼–17¼h im S, Zug WSW-ENE, 22. Nah-K$_4$ 16$^{3}/_{4}$–17h, Zug W-E, über Ort 17h (mit starkem Wind), 24. a) Ferner T im SSW 11$^{3}/_{4}$h, b) Nah-K$_4$ 13½–14h, Zug SW-SE, 13^{55}h starker ◺ u. T im S. Entfernung ca. 3 km., 31. Nah-K$_4$ 17$^{3}/_{4}$–18¼h im S, Entfernung

2-3 km, Zug W-E, spärliche Entladungen. — **Rigi-Kulm.** Nebelmeer: **2.** | 1200 m. — Tal neblig: **17.** (strichw.) — **Sitten.** Dunst: **2. 3. 4.** je Vm. -- Schneegrenze: **26.** 2000 m. — **Lugano.** Nordföhn: **1.** 10-15½^h (NNE), **16.** 8½-12^h (NNE), **25.** 13¾-20½^h (N), 20½ bis **26.** 5^h (NE), 5-11½^h (N). — **Basel.** Dunst: **4. 6. 11. 16. 17. 18.** je Vm, **20.** Vm. Nm. — Purpurlicht: **30.** 20^{25}-20$^{41\,h}$ (kreisförmig). Gewitter: **12.** K$_4$ 20^{10}-21$^{20\,h}$, **21.** K$_4$ 15-16^h W-E, **22.** K$_4$ 16-17^h SW-E, **24.** T 12$^{20\,h}$, **31.** T 16^{30}-17$^{50\,h}$. — **Säntis.** Purpurlicht: **2. 6. 9.** je Ab. — Nebelmeer: **17.** Früh 800 m (strichw.) — Gewitter: **4.** <$_4$ im S Ab., **22.** Fern-K$_4$ im E 16^{30}-17$^{30\,h}$, **31.** Nah-K$_4$ im N 17-19$^{30\,h}$, <$_4$ im E Ab. — Schneegrenze: **6. 13. 20. 27.** je 2500 m. — **St. Gotthard.** Neblig: **5.** d. g. T.

August.

Bern. Alpen hell: **6.** Nm., **16.** Vm. Nm. — Alpen sichtbar: **2. 6. 13.** je Vm., **15** u. **19.** Nm., **20.** Vm. Nm. — Alpen schwach sichtbar: **17.** Vm. Nm., **18.** u. **19.** Vm., **21.** Nm., **24.** Vm. — Gewitter: **23.** K$_4$ 18½-20^h, **25.** K$_4$ 20½-21½^h. — **Neuchâtel.** Alpen sichtbar: **30.** — Dunst: **16.** Früh. — Nebel am Chaumont: **8.** bis 9^h **23.** Vm. — Nebel über dem See: **23.** — Joran: **8.** seit 16½^h (schwach), **10.** seit 18^h (schwach), **11.** 16-18^h, **12.** seit 13^h, **22.** Ab. (zeitw.), **24.** seit 16½^h (schwach). — Gewitter: **3.** T Nm. (zeitw.), **13.** K$_4$ 18^{10}-18$^{15\,h}$, **22.** Einige T 13¾-14½^h, **23.** Einige T Nm., **25.** K$_4$ 19½-21^h, **31.** Einige T im NE Ab. — **Zürich.** Alpen sichtbar: **6.** u. **16.** Nm. — Taldunst: **17.** Vm. Nm., **22.** Vm. — Tal neblig: **2. 6. 16. 21.** je Vm. — Talnebel: **29.** Vm. — Hochnebel: **25.** Vm., **27.** Vm. Nm. — Purpurlicht: **16. 17. 18.** je Ab. Wolkenröte: **19.** u. **21.** Ab. — Gewitter: **3.** Fern-K$_4$ im WSW, 17½-18^h, Entfernung 4-5 km, **8.** Fern-K$_4$ 20^h (<$_4$ am Horizont), **9.** Nah-K$_4$ a) 12¾^h, b) 13½^h, Zug W-E, c) 18½-19^h, d) 21-21½^h, e) 22¼-23^h, **10.** Nah-K$_4$ 2-3^h, **14.** Nah-K$_4$ 11-11⅝^h, a) über Ort 11$^{05\,h}$, Zug W-E, b) über Ort 11$^{35\,h}$, Zug WNW-ESE, **23.** Nah-K$_4$ 19¼-19¾^h, Richtung NW-SE, häufige, mässig starke Entladungen. — **Rigi-Kulm.** Niederungen neblig: **25.** (strichw.) — Gewitter: **3.** K$_4$ 18^h, **4.** K$_4$ 12^h, **23.** K$_4$ seit 19½^h. — **Sitten.** Dunst: **16.** u. **18.** Vm. -- Talnebel: **4.** Vm. — Schneegrenze: **31.** 2000 m. — **Lugano.** Nordföhn: **15.** 10-16½^h (NNE), 16½-22½^h (N) — **Basel.** Purpurlicht: **17.** 20^h (strahlenförmig). -- Gewitter: **9.** K$_4$ 19^{40}-20^h im SW-E, K$_4$ 23^{40}-0$^{30\,h}$ im SW-E, **11.** <$_4$ 21½^h im W, **14.** T 12¾^h, **22.** T 14¼^h, 15-15½^h, **23.** K$_4$ 3¼-3$^{50\,h}$ im N, T 13^{32}-14$^{40\,h}$, T von 16½^h an, K$_4$ 17^{50}-18$^{10\,h}$, 18^{20}-18$^{65\,h}$, **25.** T 15^{35}-17$^{20\,h}$, <$_4$ T 22^h, **30.** <$_4$ 22^h im W. -- **Säntis.** Grosses Lichtermeer: **6.** Ab. -- Nebelmeer: **25.** Vm. 1200-1700 m, **27.** Vm. 1800-2500, **29.** Früh 600. — Gewitter: **6.** <$_4$ im S Ab., **7.** Nah-K$_4$ im SW 13¼-14^h. — Neuschnee: **4.** 2 cm, **5.** 18, **14.** 7, **15.** 5, **17.** 8, **30.** 3. **31.** 7. — Schneegrenze: **3.** u. **10.** 2500 m. — **St. Gotthard.** Neblig: **14.** d. g. T. — Nebel im Sellatal: **23.** Vm.

September.

Bern. Alpen klar: **3.** Nm., **23.** u. **24.** Vm., **26.** u. **27.** Nm. -- Alpen hell: **4.** u. **7.** Nm., **8.** Vm. — Alpen sichtbar: **8.** Nm. — Alpen schwach sichtbar: **3.** Vm., **5.** Vm. Nm., **24.** Nm. — Gewitter: **5.** <$_4$ 22^{36}-23$^{58\,h}$, K$_4$ 23^{58}-1^h, **9.** K$_4$ 16^{50}-17^{15}, **16.** T 16^{45}-16$^{50\,h}$. — **Neuchâtel.** Alpen sichtbar: **3. 4.** — Nebel am Chaumont: **12.** u. **16.** Vm. — Nebel über dem See: **3.** bis 8½^h. — Hochnebel: **6.** bis 10½^h, **11.** Vm. -- Gewitter: **5.** Einige T im N Nm., K$_4$ ca. 22¾-24^h, **9.** Einige T im S u. SE, **16.** Ein T 13^h, **18./19.** K$_4$ nachts. — **Altdorf.** Neblig: **12.** Ab. — **Zürich.** Alpen hell: **3.** Nm. — Alpen sichtbar: **4.** Vm. Nm., **6.** Vm. (teilw.) Nm., **7.** Nm., **24.** Vm., **26.** Nm. — Alpen schwach sichtbar: **5.** u. **7.** Vm. (teilw.), **27.** Vm., **28.** Nm. — Föhnmauer: **24.** Vm. — Taldunst: **14.** u. **17.** Nm., **18.** u. **27.** Vm. Nm. -- Tal neblig: **6. 7. 22.** je Vm. — Talnebel: **7.** Früh Nebelbänke, **9.** Früh, **30** Vm. -- Sicht (Nebel): **8.** 100 m, **14.** 400, **15.** 100, **17.** 800-900, **18.** 100, **28.** 200. — Hochnebel: **3. 17. 26.** je Vm. — Purpurlicht: **4.** u. **7.** Ab. Wolkenröte: **3. 21. 23.** je Ab. — Gewitter: **1.** Nah-K$_4$ 20½-23^h, über Ort 20½^h, **2.** Fern-K$_4$ 15½-16½^h, im NW-N-SE. **5.** Fern-K$_4$ im W 18^h (Wetterleuchten), **5./6.** Nah-K$_4$, von 21^h an Wetterleuchten im W, 1-2^h heftige Entladungen, im Zenith 1^h, **9.** Nah-K$_4$ 18½-21^h, Zug NW-SE, **16.** Fern-K$_4$ 18-19^h im E, Zug SSW-NE. — **Rigi-Kulm.** Niederung neblig: **6.** u. **8.** Nm., **9. 13. 15. 22. 28.** je Vm. — Gewitter: **9.** K$_4$ 17¾-18½^h. — Nebelmeer: **17.** 800 m, — **Bevers.** Phänologische Erscheinungen: **8.** Wegzug der Schwalben. — Neuschnee: **1.** 1½ cm. — **Sitten.** Schneegrenze: **2.** 1800 m. — **Lugano.** Nordföhn: **2.** 6½^h bis **3.** 14½^h (NNE), **10.** 10½-23½^h (NNE). — **Basel.** Dunst: **3.** Vm., **28.** Vm. Nm. - Purpurlicht: **2.** 19^{30}-19$^{47\,h}$. -- Gewitter: **5.** K$_4$ im N 21^{50}-22$^{05\,h}$, K$_4$ im S 22½-23½^h, <$_4$ im N Ab., **9.** T 14½-14¾^h, 17^h, **15.** T im SW-SE 13^{12}-15$^{40\,h}$, **16.** T im E-SE 13^{15}-15^{40}. -- **Säntis.** Purpurlicht: **6. 28. 29.** je Ab. -- Grosse Fernsicht: **3. 4. 8.** — Grosses Lichtermeer: **3. 4. 8.** je Ab. — Nebelmeer: **3.** Früh 800 m (strichw.), **7.** Früh 600 (strichw.), **8.** Früh 500 (strichw.), **11.** Vm. 2000-2200, **12.** Vm. 1900, Nm. 2000, **13.** Vm. 1800-2200, Nm. 2400, **14.** Früh 900 (strichw.), **15.** Vm. 800, **17.** Vm. 800-1000, **18.** Vm. 500, **26.** Früh 600-700, **28.** u. **29.** Früh 500 (strichw.) — Gewitter: **1.** Starkes Elmsfeuer, **4.** <$_4$ im N. **5.** <$_4$ im N u. S, **9.** Nah-K$_4$ im E u. S 19½^h-nachts, **13.** <$_4$ im E Ab., **16.** Fern-K$_4$ im E 19½-21^h, <$_4$ im SW Ab. Neuschnee: **1.** 12 cm. **2.** 15, **11.** 3. — Schneegrenze: **14. 21. 28.** je 2500 m. — **St. Gotthard.** Nebel auf dem Pass: **21.** Vm. Nebel im Sellatal: **15.** d. g. T. — Nebelmeer im Süden: **20.** Ab. — Neuschnee: **1.** 7 cm, **2.** 2.

Oktober.

Bern. Alpen klar: **7.** Vm. Nm., **12.** Vm., **19.** Vm. Nm., **25.** Nm., **27.** u. **28.** Vm. Nm.. **29.** u. **31.** Vm. — Alpen sichtbar: **11.** Vm, **20.** u. **31.** Nm. -- Alpen schwach sichtbar: **20.** Vm., **26.** u. **30.** Nm. -- Gewitter: **2.** <$_4$ 20½^h, **5.** K$_4$ 14^{31}-14$^{34\,h}$. — **Neuchâtel.** Alpen sichtbar: **11.** d. g. T., **12. 19.** — Nebel am Chaumont: **21.** bis 9½^h. — Nebel über dem See: **21.** bis 9½^h, **25.** d. g. T. — Hochnebel: **9.** d. g. T., **13.** bis 9^h, **22.** bis 12½^h, **24.** bis 12½^h. — **Altdorf.** Dunst: **23.** Vm. — Neblig: **8.** Ab., **9.** u. **14.** Vm., **29.** Vm. Nm. -- Föhn: **3.** seit 10$^{30\,h}$, **31.** Nm. — **Zürich.** Alpen hell: **7.** Nm. — Alpen sichtbar: **11.** Vm., **18.** u. **21.** Nm., **25.** Ab.. **27.** Vm., **28.** u. **31.** Nm. — Alpen schwach sichtbar: **12.** Nm., **19.** u. **20.** Vm., **22.** Nm., **24.** Nm. (teilw.), **26.** u. **30.** Nm., **31.** Vm. — Föhnmauer: **30.** Ab. — Taldunst: **2.** Vm. Nm., **8.** Vm., **18. 21. 22. 25. 26.** je Nm., **28.** Vm. — Tal neblig: **1. 12. 26.** je Vm. — Talnebel: **11.** Vm. — Sicht (Nebel): **1.** 100 m, **2.** 900, **21.** 150, **22.** 80-100, **23.** 100, **24.** 50. **25.** 70, **26.** 200. Purpurlicht: **7. 21. 25.** je Ab. — Gewitter: **2.** Fern-K$_4$ 20^3/$_4$-22^h im NW-W (Wetterleuchten), **5.** a) Nah-K$_4$ 15^{50}-16$^{10\,h}$, Zug W-E, im Zenith 16^h (Hagel). b) Fern-K$_4$ 20-21^h (Wetterleuchten) im NW. — Schneegrenze: **7.** 1600 m, **17.** 700. — **Rigi-Kulm.** Niederung neblig: **9. 22. 23. 24.** je Vm. — Nebelmeer: **8.** Vm. 1000 m, Nm. 1200, **13.** Nm. 1600, **29.** Vm. 1200. — Neuschnee: **6.** 10 cm, **7.** 5, **10.** 5, **16.** 30, **17.** 5. **18.** 10. — Schneehöhe: **19.** 35 cm, **20.** 25, **21.** 15. -- **Bevers.** Schneegrenze: **6.** bis Talsohle, **5.** 2400 m. — **Lugano.** Nordföhn: **6.** 9^h bis **7.** 3½^h (NNE), **10.** 9-23½^h (NNE), **15.** 19^h bis **16.** 13½^h (NNE), **18.** 11½-15½^h (NNE), 15½-20½^h (N). — **Basel.** Dunst: **24.** Nm. — Purpurlicht: **10.** Ab. (stufenförmig). **12.** 18^{03}-18$^{20\,h}$ (strahlenförmig), **18.** 17^{55}-18$^{18\,h}$ (strahlenförmig), **21.** 17^{50}-18$^{04\,h}$ (kreissegmentförmig), **22.** Ab. — Gewitter: **2.** <$_4$ 20$^{50\,h}$, T 21$^{25\,h}$, K$_4$ 21½-22^h. -- **Säntis.** Purpurlicht: **7. 8. 28** je Ab. — Föhnmauer: **31.** Früh. — Nebelmeer: **7.** Früh 500 m (strichw.) **8.** Vm. 900-1000, Nm. 1400-1700 (strichw.), **9.** Vm. 1500-1600, **11.** Früh 500 (strichw.). **12.** Vm. 600 (strichw.), **13.** Vm. 2000-1800, Nm. 1900-1800, **14.** Vm. 2000, **18.** Nm. 2400, **20.** Vm. 2300-2000, Nm. 2000-1800, **21.** Vm. 600-700 (strichw.), **22. 23. 24. 25. 26. 27.** je Vm. 600 (strichw.), **29.** Vm. 1000-1700 (strichw.), **30.** Vm. 2500. — Wetterleuchten: **2.** im NW Ab. — Spitzenentladungen: **6.** u. **31.** Nm. — Neuschnee: **5.** 5 cm, **6.** 25, **7.** 20, **10.** 17, **11.** 6, **16.** 65, **17.** 23, **18.** 40, **19.** 2, **30.** 4. — Schneehöhe: **12.** 30 cm, **19.** 130, **26.** 60. — Schneegrenze: **5.** 2000 m. **12** 1400, **19.** 800, **26.** 1500. **St. Gotthard.** Nebel auf dem Pass: **20.** Ab. — Nebelmeer im Süden: **21.** 14-16½^h. — Neuschnee: **6.** 4 cm, **16.** 10.

November.

Bern. Alpen klar: **2. 3. 4.** je Vm. Nm., **5.** u. **7.** Vm., **13.** Nm., **24.** Vm. — Alpen hell: **5.** Nm., **6.** Vm., **10.** Nm. -- Alpen sichtbar: **22.** Vm. — Alpen schwach sichtbar: **9.** Nm. — Schneehöhe: **8.** 3.2 cm. — **Neuchâtel.** Alpen sichtbar: **4.** seit 13½^h. **6.** Vm. Nm. (zeitw.). **10.** Vm. — Hochnebel: **5.** Vm., **18.** Nm., **26,** Vm., **28. 29. 30.** je Vm. Nm. — **Altdorf.** Neblig: **20.** Nm. Föhn: **3.** 15¼^h bis **5.** Vm., **9.** Ab. bis **10.** Ab., **13.** Ab. bis **14.** Nm., **15.** Vm., **16.** 10^h-nachts. — **Zürich.** Alpen klar: **10.** Nm. — Alpen sichtbar: **3.** u. **8.** Vm. — Föhnmauer: **5.** Nm. — Taldunst: **3.** Vm., **6.** Nm.. **7.** u. **17** Vm., **22.** u. **23.** Nm., **27.** d. g. T. — Neblig: **6. 13. 15. 16.** je Vm., **24.** Vm. Nm., **26.** Vm., **28.** d. g. T. -- Tal neblig: **5.** u. **6.** Vm., **9.** Vm. Nm.. **13.** u. **26.** Nm. — Talnebel: **9. 16. 25.** je Vm. — Sicht (Nebel): **12.** | 150 m, **18.** | 600, **24.** | 600. **29.** | 250, III 800. — Hochnebel: **13. 14. 15.** je Vm., **19. 20. 25. 26. 27. 28.** je Vm. Nm.. **29.** Mitt., **30.** Vm. Nm. — Wolkenröte: **23.** Ab. - **Rigi-Kulm.** Tal neblig: **7.** Nm. (strichw.) **14.** u. **15.** Vm., **16. 17. 18.** je Nm. — Nebelmeer: **21.** 1700 m, **22.** 1300, **23.** 1100, **24.** 1000, **25.** 1500, **26.** 1000, **27.** 900. **28.** 900, **29.** 800, **30.** 900. — Neuschnee: **1.** 10 cm, **2.** 5, **7.** 2, **8.** 2, **9.** 25, **11.** 10, **19.** 1. — Schneehöhe: **2.** 30 cm, **9.** 25. **16.** 10. — **Bevers.** Neuschnee: **1.** 10 cm., **7.** 11, **8.** 14, **10.** 1, **11.** 3. **14.**

4, **15.** 37. **16.** 4, **17.** 7. — Schneehöhe: **23.** 47 cm, **30.** 41. — **Sitten.** Neblig: **17.** Vm., **30.** Ab. — Hochnebel: **3.** Vm., **19.** Vm. Ab., **27.** Nm. — **Lugano.** Nordföhn: **1.** 6½ bis **2.** 8½ h (N). **Basel.** Purpurlicht: **2.** u. **28.** Ab. — Abendrot: **23.** 17 h. — **Säntis.** Purpurlicht: **28.** Früh, **29.** Früh, Ab. — Grosses Lichtermeer: **2. 3. 4. 6. 10.** je Ab. — Föhnmauer: **4.** Nm. — Nebelmeer: **5.** Früh 600 m (strichw.), **6.** Früh 500 (strichw.), **7.** Mitt. 2100 (strichw.), **9.** Vm. 500–700 (strichw.), **11.** Vm. 2000, Ab. 700 (strichw.), **13.** d. g. T. 800–1000, **14.** Vm. 800 (strichw.), **15.** Vm. 900, **16.** Vm. 700–800, **18.** Vm. 700 (strichw.), Nm. 1900, **19.** Vm. 1400–1700, **20.** Vm. 2300, Nm. 2000–1800, **21.** Vm. 1400–1500, Nm. 1600–1300, **22.** Vm. 1300 (strichw.), **23.** Vm. 1000 (strichw.), **24.** Vm. 600 (strichw.), Nm. 1800–1700, **25.** Vm. 1500, Nm. 1500–1200 (strichw.), **26.** Vm. Nm. 900, **27.** d. g. T. 800–900, **28.** d. g. T. 800–900, **29.** d. g. T. 800, **30.** Vm. 900, Nm. 1000. — Neuschnee: **1.** 21 cm, **2.** 26, **7.** 3, **9.** 23, **11.** 13, **12.** ½, **16.** 1, **19.** 1. — Schneehöhe: **2.** 90 cm., **9.** 70, **16.** 60, **23.** 50, **30.** 40. — Schneegrenze: **2.** Bodensee, **9.** 600 m, **16.** 1200, **23.** 1700. — **St. Gotthard.** Neuschnee: **1.** 20 cm, **4.** 7, **5.** 20, **6.** 25, **8.** 20, **11.** 50, **12.** 20, **14.** 5, **15.** 50, **16.** 20, **17.** 10, **18.** 5, **19.** 3. — Schneehöhe: **9.** 100 cm, **16.** 220, **23.** 200, **30.** 180.

Dezember.

Bern. Alpen klar: **6.** Nm., **7.** Vm., **20.** u. **23.** Nm., **28.** Vm., **29.** Nm. — Alpen hell: **24.** Vm. Nm. — Alpen sichtbar: **24.** Vm. Nm. — **Neuchâtel.** Alpen sichtbar: **4.** — Hochnebel: **1.** Vm. Nm., **11.** 10½–12¾, **12.** Vm., **28.** 8¼–14 h. — **Altdorf.** Föhn: **9.** 9 h bis **10.** Nm., **12.** Nm., **16.** Vm. — **Zürich.** Alpen klar: **6.** u. **20.** Vm. — Alpen hell: **28.** u. **28.** Vm. — Alpen sichtbar: **4.** u. **6.** Nm., **10.** u. **11.** Vm., **17.** Früh. — Alpen schwach sichtbar: **3.** Vm. — Föhnmauer: **6.** Nm. — Taldunst: **11.** Nm., **19.** d. g. T., **22.** u. **23.** Nm., **28.** Vm. — Neblig: **7.** u. **8.** Nm., **12.** u. **14.** Vm., **15.** u. **17.** Nm., **24.** Vm. Nm., **26.** u. **28.** Nm. — Tal neblig: **3. 7. 10. 11.** je Vm., **14.** Nm., **17.** u. **22.** Vm., **23.** Früh. — Talnebel: **25.** Nm., **29.** Vm. — Sicht (Nebel): **2.** I 200 m, II 700, **3.** III 100–150, **8.** I 50, III 100, **9.** I 300, II 100, III 600, **12.** I 700, **13.** I 600, II 800, III 200, **15.** III 500, **18.** I 80, **24.** I 500, **26.** I 70, **28.** III 150. — Hochnebel: **1.** Vm. Nm., **12.** Vm, **13.** u. **14.** Vm. Nm., **24.** Vm., **26.** Mitt. — Wolkenröte: **28.** Früh. — Schneegrenze: **6.** 1600 m, **19.** 1300, **23.** 1100. — **Rigi-Kulm.** Tal neblig: **13.** Vm., **19.** Nm., **24.** Vm., **22.** Ab. — Nebelmeer: **1.** 850 m, **2.** 700, **9.** 700, **12.** 750, **14.** 900, **26.** 700. — Neuschnee: **16.** 20 cm., **17.** 7, **19.** 2, **21.** 10, **22.** 2. **25.** 1, **27.** 2, **28.** 2, **30.** 2. — Schneehöhe: **21.** 30 cm., **28.** 30. — **Bevers.** Neuschnee: **11.** 7 cm, **13.** 3, **14.** 1, **16.** 27, **19.** 11. — Schneehöhe: **27.** 75cm. — **Sitten.** Neblig: **4.** Vm., **27.** Ab., — Hochnebel: **4. 7. 12. 13.** je Nm., **17.** Ab., **21.** Nm. Ab., **28.** u. **29.** Ab. **Lugano.** Nordföhn: **17.** 20–22 h (NNE). — **Basel.** Dunst: **1.** u. **4.** Nm. — Morgenrot: **18.** — **Säntis.** Föhnmauer: **9.** Früh. — Nebelmeer: **1.** d. g. T. 800 m, **2.** Vm. 600, Nm. 700, **6.** Nm. 1600 (strichw.), **9.** d. g. T. 600–700, **11.** Nm. 1900, Ab. 1000, **12.** Vm. 600, Nm. 800 (strichw.), **13.** d. g. T. 600–800, **14.** Vm. 900, Nm. 900–700, **15.** Früh 700 (strichw.), **17.** Vm. 1800, Nm. 2400, **18.** Vm. 600–700, **21.** Ab. 1900 (strichw.), **22.** Vm. 1300–1400, Nm. 1500–1300, **23.** Vm. 1900 (strichw.), **24.** Vm. 700, Nm. 800, **26.** Vm. 600–800, Nm. 800–700, **28.** Vm. 700 (strichw.), Nm. 800–600 (strichw.), **29.** Vm. 500. — Neuschnee: **5.** 4 cm, **16.** 27, **17.** 6, **19.** 15, **20.** 1, **21.** 7, **22.** 12, **26.** 3, **27.** 4, **28.** 15, **30.** 12. **31.** 4. — Schneehöhe: **7.** 55 cm, **14.** 50, **21.** 90, **28.** 115. — Schneegrenze: **7.** 1700 m, **14.** 1800, **21.** 1200, **28.** 1100. — **St. Gotthard.** Nebel auf dem Pass: **4.** u. **21.** Vm. — Neuschnee: **3.** 5 cm, **11.** 16, **12.** 5, **13.** 5, **14.** 10, **15.** 10, **16.** 50, **19.** 2. — Schneehöhe: **7.** 155 cm., **14.** 170, **21.** 200, **28.** 190.

Monats- und Jahresübersichten sämtlicher schweiz. meteorologischen Stationen.

In die hier folgenden Uebersichten werden die Beobachtungsresultate aller schweizerischen Stationen, soweit es die Zuverlässigkeit und Vollständigkeit derselben gestattet, aufgenommen. Zu beachten ist:

1. Die Minima und Maxima bei Luftdruck, Temperatur und die Minima bei der relativen Feuchtigkeit sind stets den üblichen Terminbeobachtungen entnommen (7^{30} 13^{30} 21^{30}, resp. 7^{30} 13^{30} 20^{30}).
2. Die Monatsmittel der Temperatur werden aus den 3 Terminbeobachtungen in der Weise abgeleitet, dass der Abendbeobachtung (21^{30}) das doppelte Gewicht beigelegt ist [$m = 1/4\ (7^{30} + 13^{30} + 2 \cdot 21^{30})$]. Bei den wenigen Stationen, die eine andere Kombination der Beobachtungsstunden haben, wird eine nach den stündlichen Werten von Bern und Säntis berechnete Reduktion angebracht.
3. Als Tage mit Niederschlag werden diejenigen gezählt, an denen wenigstens 0.3^{mm} gemessen wurden. Eine zweite Rubrik enthält die Zahl der Tage mit Niederschlagsmengen von mindestens 1.0^{mm}.
4. Tage mit mehreren Gewittern werden nur einfach gezählt.
5. Als heitere (trübe) Tage werden solche bezeichnet, deren mittlere Bewölkung < 2 (> 8) ist.
6. Bei der Uebersicht der Windverteilung wird nur die Häufigkeit der verschiedenen Windrichtungen mit Index > 0 berücksichtigt.
7. λ bezeichnet die geographische Länge in Graden von Greenwich, β die geographische Breite, H_b die Höhe des Stationsbarometers über dem Meer in Metern, H die Höhe der Station (des Regenmessers) über Meer, G ist die Korrektion, welche an den Luftdruckdaten für deren Reduktion auf die Normalschwere (45° Breite und das Meeresniveau) noch anzubringen ist, h_r die Höhe des oberen Randes des Regenmessers über dem Erdboden. Die Stationen, bei denen die Höhe (des Barometergefässes) bis auf den Dezimeter angegeben ist, sind an das schweizerische Präzisionsnivellement angeschlossen. Alle Höhen sind auf Pierre du Niton 373.6^{m} bezogen.

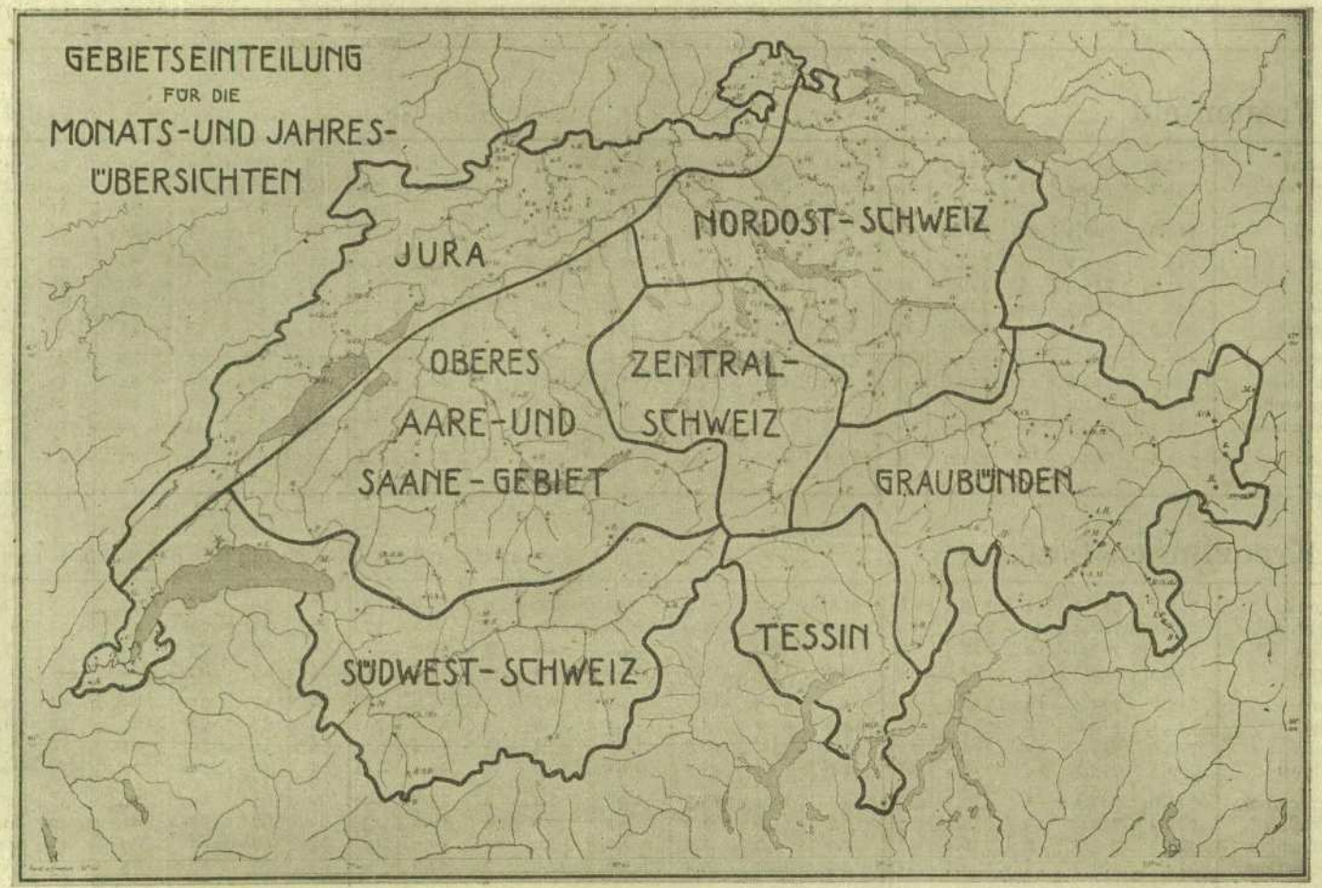

Reihenfolge der Gebiete: Nordostschweiz, Zentralschweiz, Jura, Oberes Aare- und Saanegebiet, Südwestschweiz, Graubünden, Tessin.

Nordostschweiz

Zürich

$\lambda = 8^{\circ}33'$, $\beta = 47^{\circ}23'$, $H_b = 493.2^{m}$, $G = 0.08$ $^{m}/_{m}$, $h_r = 1.4^{m}$

1934	Luftdruck					Luft-Temperatur								Relative Feuchtigkeit					
	Mittel	Minimum	Tag	Maximum	Tag	7^{30}	13^{30}	21^{30}	Mittel	Minimum	Tag	Maximum	Tag	7^{30}	13^{30}	21^{30}	Mittel	Minimum	Tag
Januar	723.9	709.6	14	732.2	6	−1.2	0.8	−0.2	−0.2	−8.6	9	7.2	18.19	89	76	88	84	54	14
Februar	725.2	704.2	27	735.9	14	−2.8	4.4	−0.2	0.3	−11.8	3	11.9	26	90	56	79	75	38	23
März	712.8	699.1	12	724.3	4	2.3	7.9	4.3	4.7	−2.8	6	16.3	31	88	61	82	77	37	19
April	714.3	703.4	22	725.2	15	7.8	17.5	11.1	11.9	−0.4	5	28.6	17	82	44	65	64	30	4
Mai	719.8	708.8	16	728.3	8	12.0	19.7	14.5	15.3	8.2	8	25.4	13	76	49	67	64	33	28
Juni	719.1	710.6	5	724.1	18	14.5	21.6	15.3	16.7	10.2	5	29.8	18	79	47	77	68	29	18
Juli	719.6	713.1	20	724.7	26	16.6	24.1	17.8	19.1	12.8	5	21.6	11	77	50	73	67	30	9
August	718.4	712.0	4	723.1	17	14.4	20.7	15.4	16.5	9.1	16	38.4	23	89	57	87	78	38	21
September	721.6	710.4	1	726.8	28	13.0	21.5	14.7	16.0	9.1	2	28.4	8	95	54	95	81	34	3
Oktober	721.2	708.0	15	731.8	7	7.4	13.7	8.6	9.6	2.4	15.16.21	24.0	1	90	60	89	80	40	10
November	718.9	704.7	6	731.9	27	1.4	5.4	2.9	3.1	−2.9	24	12.7	4	92	71	86	83	42	2
Dezember	715.7	701.4	15	729.0	1	3.5	6.0	4.2	4.5	−1.1	2	12.4	4	91	77	91	86	52	29
Jahr	719.2	699.1	III	735.9	II	7.4	13.6	9.0	9.8	−11.8	II	31.6	VII	87	59	82	76	29	VI

Winterthur

$\lambda = 8^{\circ}44'$, $\beta = 47^{\circ}30'$, $H_b = $ ca. 448^{m}, $G = 0.10$ $^{m}/_{m}$, $h_r = 1.6^{m}$

Januar	728.3	714.4	14	736.4	22	−2.0	0.5	−1.2	−1.0	−10.7	9	7.6	18	95	79	95	90	51	14
Februar	729.5	708.1	27	740.1	14	−4.2	2.3	−2.0	−1.5	−13.8	4	9.8	25	89	62	82	78	33	25.26
März	717.2	708.2	12	729.0	4	1.7	7.5	3.1	3.9	−5.7	6	16.3	31	91	62	90	81	36	31
April	718.6	706.6	22	729.2	15	7.6	15.2	9.6	10.5	−0.4	4	24.6	17	79	33	71	61	13	4
Mai	723.9	712.7	16	732.3	8	12.6	18.8	13.2	14.4	6.8	9	23.2	11	71	40	74	62	21	28
Juni	723.2	714.8	5	728.0	18	14.3	20.7	14.5	16.0	9.3	6	27.0	19	73	40	78	64	18	14.18
Juli	723.6	717.3	20	729.1	26	16.3	23.0	17.0	18.3	11.3	5	30.0	11	74	40	76	63	18	7.8.9
August	722.4	715.3	3	727.5	17	13.8	19.8	15.1	16.0	8.4	17	25.5	23	84	50	89	74	28	20.23
September	725.9	714.5	1	731.2	28	11.7	18.9	13.5	14.4	6.1	3	24.7	9	88	60	90	79	26	5
Oktober	725.5	711.7	15	736.1	7	6.0	11.9	7.2	8.1	0.1	22	19.7	2	91	67	93	84	36	10
November	723.5	709.6	10	736.4	26	0.6	4.6	1.6	2.1	−5.4	23	11.3	28	89	73	88	83	41	2
Dezember	720.0	706.2	15	733.6	1	2.6	5.5	3.6	3.8	−2.0	2	12.3	6	94	78	92	88	66	9.11.29
Jahr	723.5	703.2	III	740.1	II	6.8	12.4	7.9	8.8	−13.8	II	30.0	VII	85	57	85	76	13	IV

Frauenfeld

$\lambda = 8^{\circ}54'$, $\beta = 47^{\circ}34'$, $H_b = 432.9^{m}$, $G = 0.11$ $^{m}/_{m}$, $h_r = 1.5^{m}$

Januar	729.8	714.7	14	738.3	6	−1.4	0.5	−0.9	−0.7	−10.1	9	8.4	18	88	80	88	85	54	17
Februar	731.2	709.8	27	741.7	14	−4.4	2.6	−1.1	−1.0	−15.1	4	10.1	26	86	60	72	73	39	26
März	718.4	704.1	12	730.0	4	1.3	7.5	3.9	4.2	−6.1	6	15.2	31	90	60	77	76	35	19
April	719.9	708.4	22	730.8	15	7.6	16.3	10.0	11.0	0.2	5	25.5	16.17	79	42	63	61	23	4
Mai	725.3	714.1	16	734.0	8	12.5	19.5	13.6	14.8	6.9	9	24.6	13	72	42	66	60	29	28
Juni	724.6	716.3	5	729.6	18	15.3	20.9	15.2	16.7	9.6	6	28.0	18	74	45	70	63	26	18
Juli	725.0	718.5	20	729.9	26	17.8	23.4	17.2	18.9	13.6	25	28.9	31	71	47	70	63	30	6. 9
August	723.8	717.1	4	728.6	17	14.7	20.4	15.2	16.4	9.9	16	26.6	23	87	56	82	75	38	20
September	727.1	716.0	1	732.5	28	11.9	19.8	13.9	14.9	5.6	3	24.9	9	93	58	88	80	43	1
Oktober	726.7	713.6	15	737.6	7	5.9	12.1	7.6	8.3	1.1	11	21.3	1	95	66	92	84	44	10.11
November	724.7	710.4	10	737.8	27	0.7	4.7	2.2	2.4	−5.5	23	11.4	7	93	76	88	86	44	2
Dezember	721.3	706.8	15	734.9	1	2.8	5.3	3.5	3.8	−2.0	2	13.3	6	94	84	93	90	54	6
Jahr	724.8	704.1	III	741.7	II	7.1	12.7	8.4	9.1	−15.1	II	28.9	VII	85	60	79	75	23	IV

Kreuzlingen (West)

$\lambda = 9^{\circ}10'$, $\beta = 47^{\circ}39'$, $H_b = 445.6^{m}$, $G = 0.11$ $^{m}/_{m}$, $h_r = 1.4^{m}$

Januar	728.2	713.4	14	736.4	6	−1.6	0.6	−0.7	−0.5	−8.6	8	8.6	18	87	76	85	83	55	17
Februar	729.6	708.2	27	740.1	14	−3.2	1.7	−1.0	−1.0	−11.6	3	8.8	27	85	63	74	74	45	4
März	717.0	703.0	12	728.4	4	1.8	7.0	3.7	4.0	−4.8	6	15.0	31	86	60	75	74	41	14
April	718.3	706.3	22	729.3	15	8.2	15.2	9.9	10.8	1.2	4	25.2	17	75	45	63	61	26	4
Mai	723.8	712.4	16	732.5	21	12.7	19.3	13.4	14.7	7.0	8. 15	24.0	31	68	47	67	61	31	28
Juni	723.1	714.8	5	727.9	18	15.0	20.2	14.6	16.1	10.0	5	28.0	24	71	48	72	64	22	14
Juli	723.6	717.1	20	728.5	26	17.7	23.2	16.8	18.6	13.4	25	29.4	31	66	46	72	61	29	8
August	722.3	715.8	4	727.4	17	14.7	19.5	15.1	16.1	10.6	31	25.4	22.23	81	56	78	72	36	20
September	725.6	715.2	1	730.7	30	13.1	18.4	13.7	14.8	8.4	3	23.2	9	90	61	86	79	37	4
Oktober	723.2	712.0	15	736.1	7	7.2	11.3	7.3	8.3	0.6	18	19.0	3	89	67	87	81	42	10
November	723.2	708.3	6	736.1	27	1.2	5.0	2.6	2.9	−4.0	23	10.6	16	88	69	82	80	45	2
Dezember	719.7	705.8	15	733.2	1	3.2	5.2	3.5	3.8	−2.0	2	13.0	4	89	78	88	85	55	6
Jahr	723.3	703.0	III	740.1	II	7.5	12.2	8.2	9.0	−11.6	II	29.4	VII	81	60	77	73	22	VI

Beobachter: **Meteorolog. Zentralanstalt**

Zürich

Nordostschweiz

Bewölkung				Niederschlag			Zahl der Tage								Windverteilung								1934
7^{30}	13^{30}	21^{30}	Mittel	Summe	Maximum	Tag	❄	❄≧10	∗	▲	↯	≡	heiter	trüb	N	NE	E	SE	S	SW	W	NW	Calmen	
9.7	9.1	9.9	9.6	78	14	5	16	13	10	—	—	7	—	29	12	4	4	9	14	14	11	12	13	Januar
5.6	4.2	4.5	4.8	9	5	27	3	3	3	—	—	4	10	7	12	9	6	6	7	9	5	8	22	Februar
7.1	7.8	5.9	6.9	53	10	7	16	10	5	1	—	—	5	15	9	9	2	7	11	11	8	14	22	März
5.1	5.2	5.0	5.1	23	5	19	8	6	—	—	—	—	8	7	5	6	9	12	7	6	12	12	21	April
5.1	5.6	5.0	5.2	43	27	4	8	4	—	—	1	—	3	6	15	11	6	6	5	3	9	16	22	Mai
5.9	6.0	5.9	5.9	163	28	28	16	14	—	—	5	—	5	7	11	5	6	12	9	4	7	11	25	Juni
4.0	4.7	5.4	4.7	98	21	12	13	11	—	1	6	—	9	6	7	8	7	7	8	8	9	8	31	Juli
7.4	6.4	6.7	6.8	180	38	3	18	15	—	2	4	—	3	13	3	3	5	10	8	7	10	12	35	August
7.0	5.0	4.1	5.4	122	45	9	7	7	—	—	3	7	4	7	12	7	4	13	3	6	7	11	27	September
7.8	6.0	6.5	6.8	102	32	15	11	11	2	1	1	8	1	13	3	3	2	5	5	7	14	13	41	Oktober
7.9	7.6	7.0	7.5	23	12	8	6	3	3	—	—	5	4	17	8	6	8	6	3	3	4	7	45	November
9.9	9.2	9.1	9.4	76	18	15	15	12	—	—	—	11	—	27	1	4	2	10	8	6	5	2	55	Dezember
6.9	6.4	6.2	6.5	970	45	IX	137	109	23	5	20	42	52	154	98	75	61	103	88	84	101	126	359	Jahr

Beobachter: **E. Bachmann**

Winterthur

9.5	9.0	9.0	9.2	74	12	5	13	11	7	—	—	1	—	26	1	12	1	3	—	26	15	4	31	Januar
5.2	4.4	3.8	4.5	7	4	27	3	3	3	—	—	—	9	5	1	12	7	3	1	15	1	10	34	Februar
7.3	7.8	5.3	6.8	74	13	12	18	4	6	—	—	1	3	13	1	12	—	5	—	16	10	20	29	März
5.2	5.3	4.8	5.1	17	5	19	8	4	—	—	1	—	4	6	—	13	3	—	—	14	7	12	41	April
3.9	4.9	4.0	4.3	29	19	4	5	4	—	—	—	—	9	4	6	15	3	5	1	13	7	22	21	Mai
5.8	6.9	5.7	6.1	117	28	28	15	14	—	—	3	1	3	9	2	9	—	11	1	21	6	19	21	Juni
3.8	5.1	5.0	4.6	104	29	24	12	12	—	—	3	—	8	5	3	20	—	5	1	22	7	11	24	Juli
7.1	6.8	5.7	6.5	161	65	3	18	15	—	—	2	1	3	10	—	5	1	7	—	17	8	20	35	August
6.8	4.8	4.5	5.4	154	56	9	9	8	—	—	—	4	6	3	2	4	—	5	—	7	6	21	45	September
7.5	6.4	5.8	6.6	99	20	15	13	11	2	—	—	6	—	12	—	3	—	2	—	7	23	20	38	Oktober
8.0	7.5	6.6	7.4	30	14	8	7	6	3	—	—	5	4	16	—	20	1	—	—	14	—	6	49	November
9.8	9.3	8.6	9.2	94	28	3	13	12	—	—	—	9	—	24	—	2	—	4	—	16	2	—	69	Dezember
6.7	6.5	5.7	6.3	960	65	VIII	134	114	21	—	9	28	49	133	16	127	16	50	4	188	92	165	437	Jahr

Beobachter: **S. Dannacher**

Frauenfeld

10.0	9.2	9.9	9.7	60	9	5	15	13	11	—	—	7	—	29	1	11	8	4	6	16	6	—	41	Januar
6.0	4.2	4.6	4.9	11	6	27	3	3	3	—	—	4	8	7	—	13	11	5	5	3	5	—	42	Februar
7.4	7.5	6.1	7.0	50	13	7	17	11	4	—	—	2	3	15	1	14	10	5	5	12	11	—	35	März
5.8	4.7	4.3	4.9	10	4	19	7	3	—	—	1	1	5	4	6	7	7	6	6	9	9	4	36	April
5.5	4.9	4.3	4.9	34	11	4	8	5	—	—	2	2	5	5	5	11	8	6	3	7	8	3	42	Mai
5.7	5.9	5.5	5.7	119	24	28	15	14	—	1	6	1	5	6	1	9	9	3	4	10	4	3	47	Juni
4.3	4.8	4.5	4.5	76	16	24	10	9	—	—	6	1	9	7	3	10	4	1	3	11	10	5	46	Juli
7.2	6.4	5.4	6.3	133	53	3	17	17	—	—	2	2	3	12	3	3	3	4	6	15	12	4	43	August
8.3	4.5	3.9	5.6	89	44	9	8	7	—	—	1	13	1	6	3	5	3	1	2	7	8	3	58	September
8.9	6.1	6.8	7.3	63	12	15	11	9	2	—	1	10	—	13	2	3	3	1	2	13	11	2	56	Oktober
7.8	7.0	7.0	7.3	29	10	7	7	4	2	—	—	9	3	15	—	12	12	7	3	5	4	—	47	November
9.5	9.2	8.9	9.2	53	17	15	14	10	—	—	—	12	—	25	2	7	6	2	3	12	3	—	58	Dezember
7.2	6.2	5.9	6.4	727	53	VIII	132	105	22	1	19	64	42	144	27	105	84	45	48	120	91	24	551	Jahr

Beobachter: **P. Zwick**

Kreuzlingen (West)

9.9	9.3	9.5	9.6	63	10	19	16	13	5	—	—	10	—	29	—	8	13	1	—	14	23	—	34	Januar
6.6	5.0	4.4	5.3	12	5	28	4	3	4	—	—	7	5	8	—	4	18	—	—	12	9	—	41	Februar
7.2	7.2	5.6	6.7	50	13	7	13	10	4	—	—	4	3	12	—	—	19	—	1	11	18	—	44	März
5.8	4.8	4.2	4.9	14	7	9	6	4	—	—	—	—	5	4	—	—	18	—	5	13	9	—	45	April
6.1	5.4	4.8	5.4	34	24	7	6	4	—	—	3	—	6	8	1	3	19	—	3	15	20	6	26	Mai
5.7	6.1	5.9	5.9	140	33	28	16	15	—	1	7	1	5	7	—	2	24	1	2	18	21	1	21	Juni
4.7	4.8	4.9	4.8	69	14	15	11	10	—	—	4	1	9	9	—	1	20	—	—	25	23	—	24	Juli
7.3	6.7	5.8	6.6	161	51	3	16	14	—	1	5	2	3	12	—	1	15	—	—	14	39	—	24	August
8.7	5.0	3.7	5.8	118	59	9	14	7	—	—	3	12	1	6	—	—	15	—	—	11	23	—	41	September
8.8	6.7	5.5	7.0	78	14	31	16	10	2	1	1	11	—	12	1	2	6	—	—	16	27	—	41	Oktober
7.6	6.9	6.3	6.9	29	13	8	8	6	2	—	—	12	5	15	—	1	19	—	2	10	11	1	46	November
9.7	9.3	8.3	9.1	61	19	15	17	9	1	—	—	13	—	25	—	—	4	—	—	11	18	—	60	Dezember
7.3	6.4	5.7	6.5	829	59	IX	143	105	18	3	23	73	42	147	2	22	190	2	13	170	241	8	447	Jahr

Nordostschweiz

St. Gallen

$\lambda = 9^{\circ}23'$, $\beta = 47^{\circ}26'$, $H_b = 702.0$ m, $G = 0.06$ $^{m}/_{m}$, $h_r = 1.4$ m

1934	Luftdruck					Luft-Temperatur								Relative Feuchtigkeit					
	Mittel	Minimum	Tag	Maximum	Tag	7^{30}	13^{30}	21^{30}	Mittel	Minimum	Tag	Maximum	Tag	7^{30}	13^{30}	21^{30}	Mittel	Minimum	Tag
Januar	705.3	691.5	14	713.5	6	−2.9	0.0	−1.7	−1.6	−11.0	11	7.7	18	87	80	88	85	48	17
Februar	706.7	686.7	27	717.0	14	−3.6	2.2	−2.1	−1.4	−14.0	2. 3	10.8	27	82	64	79	75	44	27
März	694.9	681.5	12	705.7	4	1.2	6.1	2.6	3.1	−5.7	6	13.2	31	82	66	80	76	40	19
April	696.8	685.9	22	707.5	15	8.2	13.9	9.3	10.2	−1.7	5	25.4	17	72	54	66	64	33	4
Mai	702.3	691.9	16	710.5	8	11.9	17.0	12.0	13.2	5.7	8	22.9	1	72	56	71	66	36	1
Juni	701.9	693.4	5	706.6	18	14.8	18.6	13.0	14.9	8.5	5	26.4	19	70	57	76	68	37	19
Juli	702.4	696.7	20	706.8	16.26	16.9	21.4	15.6	17.4	11.4	25	27.0	11	69	56	74	66	42	9
August	701.1	695.0	4	705.7	16	14.4	18.6	13.7	15.1	8.6	15	24.4	20	78	63	82	74	43	6. 20
September	704.3	693.4	1	709.6	27	13.2	18.2	13.2	14.5	7.6	2	23.3	8	83	66	88	79	45	8
Oktober	703.3	690.1	15	713.5	7	7.0	12.0	6.9	8.2	0.7	16	20.0	1	84	66	86	79	43	1
November	700.9	687.6	6	713.2	27	0.7	4.6	2.2	2.4	−4.8	29	17.5	5	89	74	85	83	37	5. 10
Dezember	697.8	684.7	15	710.4	30	2.2	5.5	3.2	3.5	−4.2	1	12.2	4	87	78	84	83	43	2
Jahr	701.5	681.5	III	717.0	II	7.0	11.5	7.3	8.3	−14.0	II	27.0	VII	80	65	80	75	33	IV

Heiden

$\lambda = 9^{\circ}32'$, $\beta = 47^{\circ}27'$, $H_b = $ ca. 808 m, $G = 0.04$ $^{m}/_{m}$, $h_r = 1.7$ m

Januar	696.5	683.3	14	704.0	6	−2.6	−0.5	−1.9	−1.7	−10.4	10	8.8	18	83	82	81	82	40	14
Februar	697.9	677.7	27	708.1	14	−3.5	0.8	−2.2	−1.8	−15.0	3. 4	11.2	26	75	70	71	72	39	27
März	686.5	673.9	12	697.2	4	1.2	5.2	2.6	2.9	−5.0	6	13.0	31	78	67	71	72	20	17
April	688.4	676.4	22	699.0	16	7.3	13.4	9.2	9.8	−3.0	5	23.0	17	69	54	56	60	15	17
Mai	694.0	682.7	16	701.7	8	11.3	16.3	11.8	12.8	4.6	8	23.6	1	71	58	65	65	25	1
Juni	693.8	684.8	5	698.4	27	14.2	17.7	12.7	14.3	8.0	5	25.0	19	70	57	71	66	27	8
Juli	694.5	688.7	20	698.6	26	16.3	20.2	15.7	17.0	11.0	25	26.0	11	67	55	68	63	30	9
August	693.0	686.5	4	698.5	16	13.6	17.3	13.3	14.4	8.0	31	24.0	23	78	69	77	75	43	6
September	696.4	685.2	1	701.8	28	12.9	17.2	13.3	14.2	7.1	2	23.0	8	80	67	80	76	35	4
Oktober	695.9	681.4	15	705.2	7	5.9	10.1	6.0	7.0	−0.2	16	19.1	4	81	76	82	80	60	1
November	693.0*	—	—	—	—	0.5*	3.5*	2.0*	2.0*	—	—	—	—	85*	75*	80*	80*	—	—
Dezember	689.5*	—	—	—	—	2.0*	4.5*	3.0*	3.1*	—	—	—	—	85*	80*	85*	83*	—	—
Jahr	693.3	673.9	III	708.1	II	6.6	10.5	7.1	7.8	−15.0	II	26.0	VII	77	68	74	73	15	IV

Heiden: Beobachterwechsel im Mai (Tod des Herrn Landolf).

Altstätten

$\lambda = 9^{\circ}33'$, $\beta = 47^{\circ}23'$, $H_b = $ ca. 474 m, $G = 0.08$ $^{m}/_{m}$, $h_r = 1.5$ m

Januar	726.8	712.4	14	735.4	6	−2.9	0.3	−2.0	−1.6	−14.2	11	9.8	5	90	76	89	85	46	17
Februar	728.3	705.6	27	738.9	14	−4.6	2.7	−1.9	−1.4	−15.2	3	12.2	27	88	63	77	76	25	27
März	715.6	701.7	12	726.9	4	2.4	8.7	3.9	4.7	−3.4	2. 6	16.0	31	89	58	71	73	25	19
April	717.0	704.9	22	728.0	15	8.6	17.0	9.7	11.2	−0.8	4. 5	27.2	17	75	42	56	58	19	30
Mai	722.3	711.0	16	731.6	8	12.7	19.2	13.3	14.6	6.6	8	25.8	24	75	46	65	62	20	1
Juni	721.9	713.7	5	726.8	26	14.6	21.1	14.1	16.0	9.2	5	28.8	19	77	49	73	66	25	17
Juli	722.4	716.3	12	727.3	26	16.6	23.5	16.6	18.3	13.4	5. 25	29.6	10	74	44	69	62	28	7. 9
August	721.2	715.2	4	725.9	15.17	14.4	20.1	14.6	15.9	9.8	31	28.0	23	88	56	83	76	35	6
September	724.5	713.2	1	729.7	28.30	12.9	20.4	14.2	15.4	6.4	3	25.2	7	95	54	88	79	38	3
Oktober	724.0	710.2	15	735.3	7	6.1	13.3	7.7	8.7	0.6	22	22.0	1. 2	93	55	91	80	38	27
November	722.0	706.6	6	734.5	27	1.6	6.1	2.7	3.3	−5.0	23	15.6	10	79	69	83	77	25	10
Dezember	718.7	704.8	15	732.3	1	1.8	6.0	3.5	3.7	−5.2	2	16.0	10	95	76	90	87	26	9
Jahr	722.1	710.7	III	738.9	II	7.0	13.2	8.0	9.1	−15.2	II	29.6	VII	85	57	78	73	19	IV

Säntis

$\lambda = 9^{\circ}20'$, $\beta = 47^{\circ}15'$, $H_b = 2500.1$ m, $G = -0.16$ $^{m}/_{m}$, $h_r = 1.5$ m

Januar	561.8	551.9	16	569.4	25	−9.0	−7.0	−8.5	−8.2	−16.4	31	−1.0	18	68	68	70	69	2	7. 10
Februar	563.5	547.7	27	573.4	14	−7.5	−6.0	−6.9	−6.8	−19.0	2	−0.6	23	48	44	53	48	2	19
März	554.4	545.5	12	562.7	25	−7.5	−5.0	−7.3	−6.8	−14.4	5	1.4	27	70	68	77	72	2	26. 27
April	558.7	550.0	22	570.6	16	−1.8	1.0	−2.2	−1.3	−9.6	4	10.6	17	61	65	73	66	9	4
Mai	564.7	556.2	17	572.1	22	1.6	4.8	1.2	2.2	−5.8	8	9.6	22	68	69	79	72	17	8. 9
Juni	564.9	556.0	5	571.3	18	3.0	5.0	2.3	3.2	−3.0	7	13.6	25	65	80	85	77	1	17
Juli	566.8	562.4	13	571.0	8	6.1	8.5	5.8	6.6	−0.2	25	14.8	20	66	74	73	71	3	5
August	564.8	558.3	4	569.8	17	3.7	6.0	3.6	4.2	−2.2	31	13.4	21	76	80	89	82	24	16
September	567.6	555.9	1	573.3	27	3.7	6.9	4.2	4.8	−3.6	2	13.0	8	69	63	78	70	8	29
Oktober	564.0	550.8	15	571.4	7	−1.5	0.8	−1.6	−1.0	−12.4	16	9.0	2	60	57	68	62	1	21
November	560.3	549.4	13	572.0	28	−4.7	−2.8	−4.2	−4.0	−16.6	2	5.0	28	53	50	56	53	1	20
Dezember	558.0	547.5	16	568.9	1	−5.2	−4.0	−5.1	−4.8	−10.0	30	2.2	1	79	73	79	77	19	1
Jahr	562.5	545.5	III	573.4	II	−1.6	0.7	−1.6	−1.0	−19.0	II	14.8	VII	65	66	73	68	1	VI/X XI

Beobachter: **J. G. Kessler**

St. Gallen

Bewölkung				Niederschlag			Zahl der Tage								Windverteilung									1934
7^{30}	13^{30}	21^{30}	Mittel	Summe	Maximum	Tag	●	●≧1.0	✳	▲	K	=	heiter	trüb	N	NE	E	SE	S	SW	W	NW	Calmen	
8.3	8.5	8.6	8.5	99	24	19	14	14	11	—	—	5	2	24	10	—	—	—	1	9	3	—	70	Januar
5.3	4.6	4.7	4.9	18	14	28	5	3	4	—	—	5	7	7	9	2	—	—	1	5	2	—	65	Februar
7.5	6.9	6.5	7.0	55	14	12	10	9	5	—	—	2	2	13	13	5	—	1	—	6	1	2	65	März
5.4	4.2	4.1	4.6	21	9	9	5	5	—	—	—	1	7	5	16	4	—	3	2	4	2	4	55	April
5.6	5.2	4.9	5.2	83	41	13	9	6	—	1	1	1	6	7	14	5	1	2	3	4	1	7	56	Mai
5.4	5.6	6.2	5.7	203	33	3	16	16	—	—	2	—	5	7	14	4	—	—	—	10	1	6	55	Juni
3.9	4.7	4.8	4.5	152	37	15	13	13	—	—	4	1	14	9	8	5	—	—	5	11	5	4	55	Juli
6.7	6.5	6.5	6.6	284	76	3	18	15	—	—	5	1	4	16	7	4	—	—	3	10	3	5	61	August
4.6	4.7	4.7	4.7	206	79	9	12	8	—	—	2	2	12	7	13	4	—	—	—	3	2	3	65	September
5.6	5.1	5.6	5.4	96	29	15	11	10	4	—	—	1	8	9	12	1	—	—	4	8	7	2	59	Oktober
7.6	6.8	7.3	7.2	36	20	8	8	5	2	—	—	11	1	15	7	2	—	5	—	2	2	—	72	November
7.4	8.6	8.2	8.1	77	21	15	15	11	2	—	—	10	1	17	1	—	—	—	—	8	—	—	84	Dezember
6.1	5.9	6.0	6.0	1330	79	IX	136	115	28	1	14	40	69	136	124	36	1	11	19	80	29	33	762	Jahr

Beobachter: **G. Landolf, Frau E. Landolf**

Heiden

7.3	6.9	7.4	7.2	103	26	5	14	14	9	—	—	5	5	15	5	—	—	—	9	13	3	—	63	Januar
3.2	3.2	2.0	2.8	15	7	28	3	3	3	—	—	3	13	4	—	1	—	—	8	6	1	—	68	Februar
5.9	5.6	5.6	5.7	82	23	12	10	8	6	—	—	7	4	7	—	—	—	—	14	7	1	1	70	März
3.7	2.7	2.8	3.1	37	17	23	5	4	—	—	—	—	12	2	1	—	—	—	9	8	3	—	69	April
4.6	3.6	3.5	3.9	58	19	7	10	10	—	—	—	—	7	4	—	—	—	—	5	5	3	1	79	Mai
4.4	4.4	4.9	4.6	230	33	28	18	18	—	—	—	5	2	6	4	1	1	—	—	4	15	1	67	Juni
3.3	3.5	3.8	3.5	152	44	15	14	14	—	—	—	3	—	13	5	—	—	—	—	2	11	5	—	75	Juli
5.4	5.2	4.8	5.1	235	53	3	17	16	—	—	—	1	2	8	5	—	—	—	—	—	12	7	—	74	August
3.7	3.6	4.1	3.8	142	54	9	9	9	—	—	—	1	2	12	3	—	—	—	—	2	5	2	—	81	September
4.9	4.3	5.2	4.8	80	23	15	11	7	4	—	—	—	7	6	—	—	—	—	3	11	1	1	77	Oktober
7.0*	6.0*	6.5*	6.5*	30*	—	—	8*	6*	*3	—	—	?	?	?	—	—	—	—	—	—	—	—	—	November
7.0*	8.0*	7.5*	7.5*	75*	—	—	14*	10*	*3	—	—	?	?	?	—	—	—	—	—	—	—	—	—	Dezember
5.0	4.8	4.8	4.9	1239	54	IX	133	119	28	—	10	?	?	?	—	—	—	—	—	—	—	—	—	Jahr

Beobachter: **B. Heldstab**

Altstätten

8.6	8.8	8.6	8.7	86	20	5	13	13	5	—	—	—	—	21	3	5	—	—	—	—	4	3	78	Januar
5.4	4.5	4.1	4.7	2	2	28	3	1	3	—	1	6	4	5	5	9	1	—	—	4	4	4	57	Februar
6.8	7.0	6.0	6.6	57	22	12	8	7	3	—	1	1	3	11	6	9	3	—	—	11	10	3	51	März
5.6	5.2	4.3	5.0	18	10	9	3	3	—	—	1	—	4	3	5	12	1	3	3	7	7	2	50	April
5.5	6.2	5.9	5.9	43	15	7	8	8	—	—	—	—	2	6	12	14	13	2	—	4	8	5	35	Mai
5.5	6.2	6.4	6.0	202	30	3	16	16	—	—	2	—	4	10	7	3	7	—	—	3	6	9	55	Juni
4.9	5.0	6.0	5.3	139	37	15	15	12	—	—	2	—	9	11	7	6	5	—	—	3	8	5	59	Juli
6.8	6.8	6.5	6.7	244	46	3	20	18	—	—	2	—	4	12	7	2	3	—	—	1	5	1	74	August
4.8	4.5	5.0	4.8	107	40	9	11	9	—	—	2	—	7	5	7	1	3	—	—	2	3	5	69	September
5.7	5.5	6.0	5.7	108	28	15	11	11	—	—	—	2	7	12	4	—	—	—	—	—	10	4	75	Oktober
7.1	6.9	6.6	6.9	26	8	8	7	4	—	—	—	7	2	11	1	1	—	—	—	7	1	—	80	November
8.5	7.7	7.9	8.0	78	24	3	11	11	—	—	—	12	—	18	1	—	—	—	—	2	—	—	90	Dezember
6.3	6.2	6.1	6.2	1110	46	VIII	126	113	11	—	10	23	48	124	65	62	36	5	3	44	66	41	773	Jahr

Beobachter: **E. Rostettler**

Säntis

5.8	6.0	5.4	5.7	257	44	18	14	14	14	—	—	15	11	14	9	14	10	4	6	24	15	4	7	Januar
2.7	3.7	3.8	3.4	17	6	21	4	4	4	—	—	9	15	3	8	26	7	4	4	16	17	1	1	Februar
6.7	7.8	6.6	7.0	87	21	9	13	12	13	—	—	21	2	12	1	8	10	2	9	31	25	1	6	März
6.5	6.8	4.9	6.1	33	17	23	7	5	7	—	1	18	4	6	2	—	2	11	16	34	20	1	4	April
6.8	8.3	5.9	7.0	64	16	31	13	8	10	1	1	24	2	12	5	3	4	6	17	37	13	—	8	Mai
5.9	8.6	7.2	7.2	268	49	20	17	16	10	1	4	26	3	13	12	9	3	4	10	20	13	6	13	Juni
6.0	7.7	6.2	6.6	263	85	15	13	13	2	—	1	21	5	15	6	2	2	3	15	29	28	3	5	Juli
7.5	8.5	7.1	7.7	388	60	4	21	21	9	1	2	28	2	18	3	5	3	2	6	29	28	10	7	August
5.8	6.5	4.9	5.7	176	55	9	12	11	3	—	1	19	7	10	8	5	3	3	6	12	30	15	8	September
6.4	5.9	6.0	6.1	207	50	15	13	10	11	—	—	17	8	14	5	3	6	2	3	21	31	19	3	Oktober
5.4	5.5	4.9	5.3	42	16	8	6	5	5	—	—	9	11	11	9	14	7	4	20	15	10	1	10	November
8.0	7.8	8.2	8.0	167	35	3	16	16	16	—	—	19	2	18	1	—	1	4	10	32	29	1	15	Dezember
6.1	6.9	5.9	6.3	1969	85	VII	149	135	104	3	10	226	72	146	69	89	58	49	122	300	259	62	87	Jahr

Nordostschweiz

Sargans

$\lambda = 9^{\circ}26'$, $\beta = 47^{\circ}3'$, $H_b = 508.0^{m}$, $G = 0.06\ ^{m}/_{m}$, $h_r = 1.5^{m}$

1934	Luftdruck					Luft-Temperatur							Relative Feuchtigkeit					
	Mittel	Minimum	Tag	Maximum	Tag	7^{30}	13^{30}	21^{30}	Mittel	Minimum	Tag	Maximum	Tag	7^{30}	13^{30}	21^{30}	Mittel	Minimum	Tag
Januar	723.3	710.3	14	732.0	6	−2.6	0.2	−1.2	−1.2	−12.4	9	8.1	12	93	86	91	90	29	12
Februar	724.5	702.7	27	734.8	14	−1.9	2.4	0.0	0.1	−13.6	4	11.4	25	84	72	86	81	44	23
März	712.1	698.4	12	723.0	4	2.9	8.3	4.8	5.2	−2.2	2	14.7	31	88	66	85	80	31	17
April	713.7	702.4	22	725.0	15	9.2	15.5	11.4	11.9	0.4	5	25.9	17	78	56	66	67	34	29
Mai	719.0	707.5	16	728.0	8	13.8	18.6	14.4	15.3	8.1	8	23.6	11.13	82	66	78	75	40	1
Juni	718.4	709.6	5	723.5	27	15.3	19.4	15.1	16.2	10.0	7	27.4	19	85	68	86	80	40	19
Juli	718.9	712.8	22	724.2	26	17.6	22.0	17.6	18.7	12.7	25	26.8	11	85	69	88	81	50	8. 31
August	717.8	711.7	7	722.7	17	14.7	18.9	15.0	15.9	9.6	31	25.1	23	94	81	98	91	59	6
September	721.0	709.4	1	726.7	30	13.5	19.0	14.9	15.6	8.2	1	23.1	8	94	78	98	90	55	4
Oktober	720.5	706.6	15	731.4	7	7.1	12.7	8.5	9.2	1.4	19	20.4	2	91	74	94	86	46	31
November	718.4	704.7	10	731.1	26	2.8	6.2	4.2	4.4	−4.8	23	18.0	5	89	78	83	83	38	16
Dezember	715.3	701.0	15	728.5	1	4.3	7.0	5.0	5.3	0.1	24	15.5	10	85	76	86	82	39	9
Jahr	718.6	698.4	III	734.8	II	8.1	12.5	9.1	9.7	−13.6	II	27.4	VI	87	72	87	82	29	I

Glarus

$\lambda = 7^{\circ}4'$, $\beta = 47^{\circ}3'$, $H_b = 479.6^{m}$, $G = 0.06\ ^{m}/_{m}$, $h_r = 1.6^{m}$

Januar	725.2	711.4	14	734.2	6	−4.2	−0.4	−3.3	−2.8	−14.7	11	6.7	19	79	66	79	75	41	4
Februar	726.5	705.1	27	737.4	14	−5.9	1.4	−3.0	−2.6	−16.5	4	8.9	27	76	51	72	66	32	27
März	714.0	700.2	12	725.2	4	1.4	8.0	3.1	3.9	−5.9	2	15.3	20	77	45	73	65	21	20
April	715.4	704.4	22	726.6	15.16	6.5	16.4	10.2	10.8	−2.1	4	26.5	17	72	32	53	52	17	29
Mai	720.8	709.5	16	729.8	22	11.5	18.8	13.1	14.1	7.3	28	24.1	1	68	39	63	57	21	1
Juni	720.4	711.7	5	727.6	18	12.7	20.0	13.9	15.1	8.9	8	28.1	19	75	41	72	63	19	18
Juli	721.0	714.6	20	726.5	26	15.0	22.9	16.7	17.8	11.5	17	27.1	10.11	75	42	70	62	27	8
August	720.1	714.2	7	725.3	17	13.3	19.6	14.4	15.4	7.4	16	26.3	23	80	47	78	68	28	17
September	723.4	711.6	1	728.9	28.30	11.5	19.8	13.5	14.6	5.5	3	24.7	9	82	44	80	69	28	3
Oktober	723.1	709.0	15	733.9	7	4.5	12.6	6.4	7.5	−1.3	22	20.8	1	81	46	79	69	27	9
November	720.6	705.4	10	733.7	27	1.1	4.9	2.0	2.5	−5.6	26	19.0	5	77	61	74	71	20	10
Dezember	717.6	703.1	15	730.9	1	1.9	6.3	2.9	3.5	−4.2	2	17.1	10	79	61	79	73	21	10
Jahr	720.7	700.2	III	737.4	II	5.8	12.5	7.5	8.3	−16.5	II	28.1	VI	77	48	73	66	17	IV

Glarus: Beobachterwechsel im Juli.

Elm

$\lambda = 9^{\circ}10'$, $\beta = 46^{\circ}55'$, $H = 959^{m}$, $G = —\ ^{m}/_{m}$, $h_r = 1.6^{m}$

Januar	—	—	—	—	—	−4.3	−1.5	−3.5	−3.2	−12.3	24	5.6	14	77	70	75	74	37	25
Februar	—	—	—	—	—	−5.3	1.3	−3.6	−2.8	−15.1	3	8.0	26	74	62	74	70	46	23
März	—	—	—	—	—	−0.3	5.9	1.3	2.0	−8.8	6	12.8	31	76	59	76	70	35	17.19
April	—	—	—	—	—	6.2	13.4	8.0	8.9	−2.6	4	24.0	17	73	52	68	64	34	17
Mai	—	—	—	—	—	10.4	16.0	10.7	12.0	4.7	8	20.4	23	75	58	75	69	35	10
Juni	—	—	—	—	—	12.0	16.8	11.8	13.1	6.8	6	25.0	19	76	60	78	71	35	18
Juli	—	—	—	—	—	14.3	19.7	14.9	16.0	8.8	25	26.2	31	76	65	77	73	31	20
August	—	—	—	—	—	11.7	16.4	12.4	13.2	6.6	16	23.4	23	81	69	80	77	46	6
September	—	—	—	—	—	9.9	16.9	11.8	12.6	4.0	3	23.0	8	81	64	80	75	35	3
Oktober	—	—	—	—	—	3.9	10.6	5.0	6.1	−2.2	18	19.1	4	78	61	79	73	40	3
November	—	—	—	—	—	1.0	4.0	2.4	2.4	−8.8	2	14.2	4	73	69	70	71	40	4. 16
Dezember	—	—	—	—	—	1.5	4.4	1.9	2.4	−4.6	22	12.0	10	73	69	75	72	38	12
Jahr	—	—	—	—	—	5.1	10.3	6.1	6.9	−15.1	II	26.2	VII	76	63	76	72	31	VII

Auen (Linthal)

$\lambda = 8^{\circ}59'$, $\beta = 46^{\circ}54'$, $H_b = 821^{m}$, $G = 0.01\ ^{m}/_{m}$, $h_r = 1.5^{m}$

Januar	694.5	683.1	14	702.7	6	−2.6	−0.1	−2.2	−1.8	−9.0	24	4.9	19	73	57	73	68	28	11
Februar	695.8	675.8	27	705.7	14	−3.1	2.0	−1.5	−1.0	−12.4	3	9.4	23	60	40	60	53	20	23
März	684.4	670.7	12	694.8	4	0.9	6.6	2.2	3.0	−6.4	6	13.6	31	66	39	70	58	20	17
April	686.5	676.2	22	696.5	16	7.4	13.7	9.1	9.8	−0.8	4	25.8	17	60	37	53	50	20	17
Mai	691.8	681.1	16	699.6	21	11.3	17.2	11.7	13.0	5.4	8	21.6	22	63	39	65	56	25	1. 16
Juni	691.7	682.7	5	696.6	18	12.8	17.6	12.5	13.8	8.0	5	26.0	19	62	45	72	60	22	18
Juli	692.4	685.8	22	696.5	16	15.2	20.6	15.5	16.7	10.0	25	26.2	10	64	46	71	60	30	2
August	691.2	685.6	4	696.1	16	12.5	17.3	12.9	13.9	7.0	16	24.6	23	74	50	80	68	30	16
September	694.1	682.6	1	699.2	27	11.7	17.7	13.0	13.8	4.8	3	24.0	8	69	43	74	62	28	3. 27
Oktober	693.0	679.4	15	703.3	6	5.4	11.5	6.5	7.5	−0.5	18	19.5	2	66	42	70	59	24	31
November	690.2	675.2	6	702.8	27	1.9	4.7	2.7	3.0	−7.6	2	16.1	5	63	53	64	60	11	16
Dezember	687.4	674.0	15	699.5	31	2.4	5.4	3.3	3.6	−6.0	1	15.1	10	63	53	64	60	22	10
Jahr	691.1	670.7	III	705.7	II	6.3	11.2	7.1	7.9	−12.4	II	26.2	VII	65	45	68	59	11	XI

Nordostschweiz

Beobachter: **J. Albrecht**

Sargans

Bewölkung				Niederschlag			Zahl der Tage								Windverteilung									1934
7^{30}	13^{30}	21^{30}	Mittel	Summe	Maximum	Tag	●	●≥1.0	✳	▲	🌂	≡	heiter	trüb	N	NE	E	SE	S	SW	W	NW	Calmen	
7.6	6.8	6.1	6.8	78	12	16	13	13	9	—	—	—	3	15	22	20	13	4	1	—	7	5	21	Januar
3.7	3.7	3.9	3.8	9	5	28	4	3	4	—	—	—	10	4	16	23	19	3	3	4	5	2	9	Februar
6.6	6.3	6.3	6.4	61	26	12	12	11	4	—	1	1	3	9	6	14	13	17	—	1	4	13	25	März
4.8	4.8	3.8	4.5	45	21	23	5	5	5	—	—	—	7	4	4	9	20	18	3	1	2	5	28	April
4.8	5.2	5.3	5.1	28	7	7	9	7	—	—	1	—	5	4	10	7	26	7	—	—	3	7	33	Mai
4.8	6.0	5.8	5.5	233	47	28	18	16	—	—	4	—	5	6	12	7	6	—	—	—	3	2	60	Juni
4.3	4.5	4.9	4.6	124	31	15	12	10	—	—	1	1	12	7	11	11	7	4	—	1	4	11	44	Juli
6.7	6.3	6.3	6.4	282	66	3	21	19	—	—	2	—	4	11	5	2	5	1	—	—	15	14	51	August
3.9	3.9	4.8	4.2	68	19	9	11	10	—	—	1	—	9	4	6	12	12	1	—	1	8	7	43	September
4.9	4.3	4.7	4.6	109	42	15	12	12	1	—	—	—	11	7	14	5	13	5	—	—	1	1	54	Oktober
5.4	6.1	5.6	5.7	36	14	10	8	6	1	—	—	5	6	9	1	6	21	23	—	—	4	1	34	November
6.5	6.7	6.8	6.7	71	25	15	12	8	2	—	—	3	5	14	—	3	12	6	1	—	3	2	66	Dezember
5.3	5.4	5.4	5.4	1144	66	VIII	137	120	26	—	10	10	80	94	107	119	167	89	8	8	59	70	468	Jahr

Beobachter: **J. Gehring, E. Wehrli**

Glarus

6.3	6.2	8.1	6.9	88	11	27	14	14	9	—	1	4	1	14	1	—	—	—	2	—	6	14	70	Januar
4.0	3.3	3.9	3.7	9	6	28	3	2	3	—	—	—	12	3	—	—	—	—	1	—	2	12	69	Februar
6.5	7.2	6.8	6.8	61	16	12	13	10	5	—	1	—	1	11	2	—	—	—	3	—	4	22	62	März
4.4	4.9	4.1	4.5	42	20	23	5	5	—	—	—	—	9	5	3	—	—	—	9	—	1	23	54	April
5.7	6.2	5.9	5.9	51	10	7	11	9	—	—	2	—	6	10	1	1	—	—	2	—	6	27	56	Mai
4.8	6.6	6.6	6.0	205	34	28	17	15	—	1	4	—	4	9	4	—	—	2	3	1	1	16	63	Juni
4.1	4.6	5.6	4.8	166	41	15	13	11	—	—	1	—	10	10	—	1	—	—	—	—	3	25	64	Juli
6.6	6.3	6.0	6.3	300	77	3	22	20	—	—	1	—	4	12	1	—	—	1	1	1	4	13	72	August
4.0	4.4	4.2	4.2	88	31	9	11	9	—	—	1	—	10	5	1	—	—	—	—	—	4	9	76	September
4.7	4.7	4.3	4.6	120	43	15	12	11	3	—	—	—	10	7	—	—	—	—	—	—	3	14	76	Oktober
6.1	6.2	5.9	6.1	39	15	10	7	6	2	—	—	7	6	10	—	—	—	1	6	—	1	5	77	November
6.6	7.7	7.8	7.4	82	23	3	14	11	—	—	—	1	2	16	—	—	—	—	4	—	—	—	89	Dezember
5.3	5.7	5.8	5.6	1251	77	VIII	142	123	22	1	11	12	75	112	13	2	—	4	31	2	35	180	828	Jahr

Beobachter: **W. Zentner**

Elm

5.6	5.2	5.4	5.4	98	14	28	14	14	13	—	—	—	7	13	4	—	—	2	1	1	—	2	83	Januar
2.2	2.5	2.2	2.3	11	6	28	5	3	5	—	—	—	16	1	5	—	—	4	—	—	—	—	75	Februar
5.9	5.1	6.2	5.7	59	14	12	16	14	9	—	—	1	4	8	14	—	1	10	2	—	—	5	61	März
3.3	3.4	3.2	3.3	57	25	22	6	5	2	—	—	—	14	4	10	—	—	16	7	—	—	3	54	April
4.5	4.6	5.3	4.8	63	15	14	12	12	—	—	1	—	6	3	21	1	1	4	3	—	—	4	59	Mai
4.4	5.8	6.2	5.5	212	33	28	17	16	—	—	—	—	7	9	14	—	—	—	—	—	—	3	73	Juni
4.2	4.0	5.5	4.6	137	27	15	14	14	—	—	1	—	11	9	12	—	—	1	3	—	—	9	68	Juli
6.2	6.6	6.1	6.3	326	82	3	23	21	—	—	—	1	6	14	13	—	—	1	—	—	—	6	73	August
3.6	4.2	4.7	4.2	97	31	9	12	9	—	—	1	—	11	5	8	—	—	—	1	—	—	4	77	September
4.1	4.3	5.1	4.5	118	35	15	12	12	5	—	—	2	11	8	8	—	—	1	3	—	—	2	79	Oktober
4.6	4.8	4.6	4.7	58	22	11	8	8	3	—	—	2	11	8	2	—	—	16	7	—	—	1	64	November
5.5	6.6	5.8	6.0	79	19	15	12	11	3	—	—	1	4	9	3	—	—	6	2	—	—	—	82	Dezember
4.5	4.8	5.0	4.8	1315	82	VIII	151	139	40	—	3	7	108	91	114	1	2	61	29	1	—	39	848	Jahr

Beobachter: **L. Curt**

Auen (Linthal)

5.8	5.5	5.9	5.7	123	24	16	14	14	12	—	—	12	6	11	4	—	2	—	—	1	1	—	85	Januar
1.9	2.8	2.0	2.2	15	7	28	6	4	6	—	—	—	19	2	1	—	—	—	1	—	—	—	82	Februar
6.3	6.7	6.8	6.6	64	21	12	15	11	8	—	—	11	1	12	12	—	—	—	7	—	—	—	74	März
4.4	5.1	3.9	4.5	59	23	23	6	6	2	—	—	4	9	5	11	—	—	—	10	1	—	—	68	April
5.9	6.2	5.6	5.9	52	11	3	12	10	—	—	2	—	4	8	17	—	—	—	2	—	—	—	74	Mai
5.1	6.7	6.5	6.1	213	33	28	19	18	—	1	5	—	4	11	15	—	—	1	—	—	—	—	74	Juni
4.6	5.1	5.7	5.1	152	27	12	14	12	—	—	4	—	11	10	12	—	—	—	—	—	—	—	81	Juli
6.5	7.3	6.4	6.7	285	61	4	23	22	—	—	2	3	6	16	10	—	—	—	—	—	—	—	83	August
4.1	4.5	4.8	4.5	70	16	9	12	8	—	—	1	2	11	7	6	—	—	—	—	—	—	—	84	September
4.3	4.6	4.5	4.5	131	38	15	12	12	5	—	2	—	11	7	3	—	—	—	2	—	—	—	88	Oktober
5.6	5.1	5.2	5.3	60	19	10	10	8	3	—	—	5	9	10	5	1	1	—	11	—	—	—	72	November
6.6	7.5	5.7	6.6	70	21	15	14	8	4	—	—	4	3	11	5	—	—	—	5	—	—	—	83	Dezember
5.1	5.6	5.2	5.3	1294	61	VIII	157	133	40	1	16	41	94	110	101	1	3	1	38	2	1	—	948	Jahr

Nordost-schweiz

Oberiberg

$\lambda = 8^{\circ}47'$, $\beta = 47^{\circ}2'$, $H_b = 1090$ m, $G = -0.03$ mgal, $h_r = 1.7$ m

1934	Luftdruck					Luft-Temperatur								Relative Feuchtigkeit					
	Mittel	Minimum	Tag	Maximum	Tag	7^{30}	13^{30}	21^{30}	Mittel	Minimum	Tag	Maximum	Tag	7^{30}	13^{30}	21^{30}	Mittel	Minimum	Tag
Januar	672.1	660.7	14	680.0	26	-4.8	0.4	-3.8	-3.0	-14.7	24	8.0	18	90	77	85	84	54	26
Februar	673.3	653.4	27	683.3	14	-6.8	2.4	-4.8	-3.5	-16.4	3	9.0	8	84	65	79	76	40	8
März	662.4	649.2	12	672.4	4	-1.9	5.6	-0.1	0.9	-12.2	6	13.4	31	90	66	82	79	50	12
April	664.8	655.1	22	677.2	16	3.5	12.9	7.0	7.6	-5.0	4	24.0	17	86	60	76	74	39	17
Mai	670.6	660.5	3. 16	678.5	21	9.0	16.4	10.3	11.5	3.5	8	21.7	22	85	63	76	75	45	13
Juni	670.5	661.7	5	675.5	18	10.6	16.1	11.9	12.6	5.7	6	26.1	18	87	65	76	76	44	18
Juli	671.4	666.4	20	675.4	26	13.8	21.0	14.3	15.9	8.2	26	28.6	10	83	63	79	75	48	10
August	669.9	663.8	4	674.5	17	10.9	17.5	11.5	12.8	5.0	16	24.2	21	91	67	83	80	49	16
September	672.9	661.6	1	678.2	27	9.6	18.5	11.4	12.7	1.6	3	25.5	8	92	64	87	81	52	7. 8
Oktober	671.5	659.2	15	680.5	7	3.3	12.1	4.4	6.1	-3.0	16.18	20.8	2	92	67	88	82	52	31
November	668.1	655.3	6	679.3	27	-1.0	5.9	0.0	1.2	-11.9	2	15.7	5	89	70	86	82	51	4
Dezember	665.6	652.3	15	677.1	1	0.4	5.9	1.3	2.2	-6.0	28.24	12.7	10	90	75	88	84	49	10
Jahr	669.4	649.2	III	683.3	II	3.9	11.2	5.3	6.4	-16.4	II	28.6	VII	88	67	82	79	39	IV

Einsiedeln

Die Abendbeobachtung geschieht um 20^{30}. $\lambda = 8^{\circ}45'$, $\beta = 47^{\circ}8'$, $H_b = 913.9$ m, $G = 0.01$ mgal, $h_r = 1.5$ m

Januar	687.0	674.6	14	694.1	6	-3.6	-0.8	-2.3	-2.3	-10.1	10	7.9	18	80	73	79	77	49	12
Februar	688.2	668.6	27	698.3	14	-5.4	0.5	-2.7	-2.7	-16.3	4	7.1	26	76	62	72	70	29	8
März	676.9	664.1	12	687.3	4	0.0	4.4	2.1	2.0	-7.6	6	11.6	31	81	65	78	75	31	20
April	679.1	668.4	22	689.8	15	5.3	12.3	8.5	8.4	-1.5	4	23.7	17	77	51	63	64	30	8. 17
Mai	684.7	674.5	16	692.5	22	9.7	15.2	12.2	12.0	5.2	8	20.0	22	80	58	68	69	34	1
Juni	684.4	675.5	5	689.6	18	11.6	16.5	13.7	13.4	7.4	6	24.2	24	82	58	70	70	34	18
Juli	685.2	680.3	20	689.6	26	14.1	19.2	16.4	16.1	10.0	25	25.9	11	80	58	70	69	40	11
August	683.8	677.6	4	688.3	17	12.2	16.6	13.7	13.8	7.6	16	23.6	23	84	63	79	75	40	16
September	686.9	674.9	1	692.1	27	10.5	16.7	12.9	13.0	5.3	3	22.9	8	86	60	83	76	45	27
Oktober	685.7	672.5	15	695.2	7	4.6	10.5	6.4	7.0	0.3	16	18.2	1	84	62	86	77	41	11
November	682.6	669.9	10	694.5	27	0.5	3.9	1.6	1.8	-5.8	2	14.0	5	79	68	78	75	33	10
Dezember	679.9	666.1	15	692.1	30	2.0	5.0	3.2	3.3	-4.8	1	12.6	10	79	69	80	76	33	10
Jahr	683.7	664.1	III	698.3	II	5.1	10.0	7.1	7.1	-16.3	II	25.9	VII	81	62	76	73	29	II

Zentral-schweiz

Luzern

$\lambda = 8^{\circ}19'$, $\beta = 47^{\circ}3'$, $H_b = 497.8$ m, $G = 0.06$ mgal, $h_r = 1.5$ m

Januar	724.0	709.3	14	732.0	6	-1.5	0.9	-0.5	-0.4	-8.8	9. 11	7.0	15.19	88	79	88	85	49	15
Februar	725.1	703.9	27	735.8	14	-2.6	2.8	-0.3	-0.1	-10.0	4	10.4	25	85	63	78	75	46	24
März	712.8	698.9	12	724.1	4	2.1	7.3	4.5	4.6	-3.2	6	14.4	31	92	66	84	81	45	6
April	714.2	703.5	22	724.9	15	7.6	15.8	11.3	11.5	0.4	4. 5	25.2	17	85	51	69	68	38	8
Mai	719.8	708.8	16	728.0	8	11.8	18.7	14.9	15.1	7.0	9	23.6	13	84	54	74	71	38	29
Juni	719.2	710.4	5	724.1	18	14.4	20.4	16.1	16.7	10.4	6	27.6	19	83	58	77	73	36	10. 11
Juli	719.7	713.2	20	724.9	26	16.4	23.1	18.6	19.2	12.2	26	30.4	11	84	55	80	73	40	8
August	718.4	712.1	4	723.1	17	14.5	20.3	16.1	16.7	8.8	16	26.6	23	91	60	86	79	44	19
September	721.9	710.4	1	728.0	28	12.7	20.1	15.4	15.9	6.0	3	25.0	8	94	59	88	80	45	4
Oktober	721.5	707.8	15	731.7	7	6.9	13.0	8.8	9.4	2.0	11	21.8	1	93	63	87	81	44	10
November	719.3	705.5	6	732.5	27	1.2	4.5	2.7	2.8	-2.9	3	11.2	17	93	79	90	87	46	2
Dezember	716.2	701.7	15	729.8	30	2.9	5.5	4.1	4.2	-3.0	2	12.4	4	94	82	92	89	52	5
Jahr	719.3	698.9	III	735.8	II	7.2	12.7	9.3	9.6	-10.0	II	30.4	VII	89	64	83	79	36	VI

Walchwil

$\lambda = 8^{\circ}30'$, $\beta = 47^{\circ}6'$, $H = 452$ m, $G = -$ mgal, $h_r = 1.5$ m

Januar	—	—	—	—	—	-0.6	1.2	-0.3	0.0	-5.8	9	7.4	18	86	79	87	84	47	15
Februar	—	—	—	—	—	-2.4	2.5	-0.8	-0.4	-8.8	3	10.2	25	88	66	81	78	49	24
März	—	—	—	—	—	2.4	7.3	4.0	4.4	-2.7	6	18.4	31	90	63	84	79	40	19.31
April	—	—	—	—	—	8.5	16.4	11.4	11.9	-0.8	4	24.0	17	82	49	67	66	30	4.8.29
Mai	—	—	—	—	—	12.7	19.4	14.3	15.2	7.8	8	25.4	22	80	53	71	68	35	28
Juni	—	—	—	—	—	15.7	20.7	15.6	16.9	9.8	5	26.8	18	79	53	75	69	30	10.19
Juli	—	—	—	—	—	18.1	22.9	18.0	19.2	12.4	25	28.2	8	76	57	77	70	30	8
August	—	—	—	—	—	15.9	20.6	15.7	17.0	10.8	16	26.2	20.23	83	60	85	76	40	18.19
September	—	—	—	—	—	14.1	20.0	15.1	16.1	8.3	3	24.0	7.8.17	91	60	91	81	45	17.27
Oktober	—	—	—	—	—	8.2	13.4	8.9	9.9	2.2	15	23.1	2	89	62	86	79	40	30
November	—	—	—	—	—	2.3	5.2	3.3	3.5	-2.4	2	11.4	17	89	76	87	84	38	2
Dezember	—	—	—	—	—	3.5	5.8	4.2	4.4	-0.2	1	12.9	5	93	84	92	90	48	5
Jahr	—	—	—	—	—	8.2	13.0	9.1	9.9	-8.8	II	28.2	VII	86	63	82	77	30	IV/VI VII

Beobachter: **X. Holdener**

Oberiberg

Nordostschweiz

Bewölkung				Niederschlag			Zahl der Tage								Windverteilung									1934
7^{30}	13^{30}	21^{30}	Mittel	Summe	Maximum	Tag	●	●≥L0	✳	▲	≋	≡	heiter	trüb	N	NE	E	SE	S	SW	W	NW	Calmen	
7.0	6.1	6.7	6.6	144	18	27	14	14	12	—	—	4	6	15	—	—	2	—	—	2	6	—	83	Januar
3.0	3.5	4.6	3.7	17	?	—	4	4	4	—	—	1	12	5	—	—	—	—	5	1	1	—	77	Februar
6.5	7.5	7.2	7.1	84	20	12	16	13	11	—	1	3	2	14	—	—	2	—	1	—	2	—	88	März
4.5	5.4	5.3	5.1	51	14	23	6	5	3	—	1	2	4	5	2	—	—	1	10	4	1	—	72	April
5.7	6.9	6.3	6.3	116	26	11	12	18	—	—	2	3	3	11	1	1	9	1	—	2	1	—	78	Mai
4.4	7.1	6.4	6.0	308	58	28	19	17	—	1	4	—	5	8	3	6	—	1	1	2	2	1	74	Juni
4.9	5.7	6.3	5.6	201	53	15	14	11	—	—	1	—	7	11	2	7	3	2	5	6	3	—	65	Juli
7.3	7.6	6.2	7.0	312	54	3	22	22	—	1	1	1	2	15	2	2	2	2	2	6	4	3	70	August
4.9	5.4	5.0	5.1	161	50	9	13	11	—	—	3	—	6	7	—	2	5	2	—	4	1	1	75	September
5.0	5.3	4.4	4.9	156	70	15	12	12	8	—	—	1	9	7	—	—	2	—	3	7	3	1	77	Oktober
5.6	5.3	5.0	5.3	43	16	10	9	8	3	—	—	2	7	9	—	—	—	—	2	9	4	—	75	November
7.1	7.5	6.6	7.1	97	24	3	14	13	6	—	—	1	3	14	1	—	—	1	1	10	1	—	79	Dezember
5.5	6.1	5.8	5.8	1690	70	X	155	140	47	2	13	18	66	121	11	18	25	10	30	53	29	6	913	Jahr

Beobachter: P. **Th. Schwegler**

Einsiedeln

7.3	7.4	7.1	7.3	123	17	5	14	14	12	—	—	2	5	21	1	7	1	3	1	2	11	1	66	Januar
4.7	3.6	3.3	3.9	12	5	28	3	3	3	—	—	3	10	4	2	4	2	—	—	2	8	—	66	Februar
7.3	7.4	6.9	7.2	87	24	12	13	11	9	—	—	3	3	17	6	2	2	1	3	4	11	1	63	März
4.5	5.7	5.4	5.2	41	13	22	6	6	—	—	—	1	8	6	15	4	—	5	1	4	9	3	49	April
5.7	6.9	6.2	6.3	96	27	7	10	9	—	—	2	—	5	10	27	2	1	—	3	4	—	1	55	Mai
5.0	6.5	6.1	5.9	222	48	28	17	15	—	—	5	—	6	8	16	—	2	7	4	4	7	1	49	Juni
4.5	5.6	5.9	5.3	173	50	15	13	11	—	—	3	—	9	11	16	—	—	2	1	9	17	1	47	Juli
7.6	7.2	7.0	7.3	282	73	3	19	18	—	—	1	1	4	15	9	1	1	2	2	2	10	2	64	August
5.1	5.5	4.7	5.1	172	104	9	10	8	—	—	3	1	5	7	17	—	—	—	1	—	5	3	64	September
6.1	5.4	5.9	5.8	136	46	15	12	12	5	—	—	1	7	10	6	—	—	1	2	3	12	4	65	Oktober
5.9	6.1	5.7	5.9	48	16	8	8	7	2	—	1	4	4	8	3	—	—	—	1	4	4	3	75	November
7.1	7.7	6.9	7.2	90	23	15	13	10	7	—	—	—	2	17	5	1	—	—	3	1	5	—	79	Dezember
5.9	6.2	5.9	6.0	1482	104	IX	138	124	38	—	15	16	68	134	123	21	9	21	22	38	99	20	742	Jahr

Beobachter: **Kloster Wesemlin**

Luzern

Zentralschweiz

9.5	9.1	9.6	9.4	79	20	5	13	13	8	—	—	7	—	27	8	14	5	18	—	2	4	—	42	Januar
6.9	4.6	3.8	5.1	7	4	28	3	2	3	—	—	2	7	5	6	13	7	19	1	—	1	—	37	Februar
7.5	7.5	7.1	7.4	58	15	7	14	11	4	—	—	—	4	17	5	14	10	27	2	1	2	1	31	März
4.7	5.4	5.0	5.0	30	9	23	8	5	—	—	1	1	5	6	15	20	12	14	—	1	5	1	22	April
5.6	6.9	5.6	6.0	70	21	7	9	9	—	—	3	—	4	8	18	28	14	7	1	2	1	5	17	Mai
5.5	6.6	6.7	6.3	186	46	28	18	15	—	—	5	—	6	13	15	22	14	11	1	2	3	2	20	Juni
4.8	4.9	5.3	5.0	125	35	24	11	11	—	—	5	—	7	9	15	24	16	10	—	—	4	3	21	Juli
7.6	6.9	6.4	7.0	147	36	3	17	15	—	—	2	2	3	15	14	16	19	17	1	4	1	1	20	August
5.7	4.6	3.9	4.7	111	71	9	7	6	—	—	2	5	7	6	8	14	21	18	—	—	1	4	24	September
6.4	6.1	5.1	5.9	77	28	15	10	8	2	—	—	4	6	12	17	9	10	12	3	4	7	1	30	Oktober
8.5	7.8	7.1	7.8	40	19	8	6	6	1	—	—	9	2	16	30	19	2	1	1	—	1	1	35	November
9.5	9.3	8.1	9.0	61	17	15	14	10	—	—	—	11	—	23	7	3	6	26	1	1	—	—	49	Dezember
6.8	6.6	6.1	6.5	991	71	IX	130	111	18	—	18	41	51	157	158	196	136	180	11	17	30	19	348	Jahr

Beobachter: **O. Häusler**

Walchwil

9.6	9.6	9.3	9.5	90	20	5	14	12	7	—	—	9	—	27	—	2	—	—	—	—	—	9	82	Januar
8.4	5.4	2.9	5.6	7	4	27	3	3	3	—	—	3	1	4	—	1	—	—	—	—	—	4	79	Februar
8.2	7.8	6.6	7.5	89	31	3	11	11	1	—	—	2	1	18	—	—	—	—	—	2	3	5	83	März
5.2	5.7	4.2	5.0	24	7	23	7	5	—	—	1	1	5	5	1	—	—	—	—	6	2	5	76	April
5.7	6.1	5.1	5.6	63	25	7	8	7	—	—	—	2	3	7	2	—	—	—	—	—	4	8	79	Mai
5.2	6.4	6.0	5.9	170	46	28	17	14	—	—	4	—	5	9	—	—	—	—	—	1	2	14	73	Juni
5.0	5.5	5.4	5.3	120	22	15	11	10	—	—	4	—	7	10	3	4	—	—	—	7	2	7	70	Juli
7.7	6.6	6.1	6.8	192	40	3	17	17	—	—	4	—	3	11	—	1	—	—	—	—	2	2	88	August
6.1	5.5	4.1	5.2	245	181	9	7	7	—	—	2	5	2	6	1	—	—	—	—	—	—	1	88	September
6.9	6.5	5.2	6.2	84	22	15	9	9	1	—	—	2	—	12	1	—	—	—	—	—	1	1	90	Oktober
8.4	8.5	8.0	8.3	47	14	8	7	6	—	—	—	13	1	21	1	3	—	—	—	—	1	6	79	November
9.3	8.8	8.3	8.8	81	21	3	14	13	—	—	—	10	—	22	1	—	—	—	—	—	—	6	86	Dezember
7.1	6.9	5.9	6.6	1212	181	IX	125	115	12	—	15	47	28	152	10	11	—	—	—	16	17	68	973	Jahr

Zentral-schweiz

Rigi-Kulm

$\lambda = 8^{\circ}30'$, $\beta = 47^{\circ}3'$, $H_b = 1787.3^{m}$, $G = -0.11\ ^{m}/_{m}$, $h_r = 1.8^{m}$

1934	Luftdruck					Luft-Temperatur								Relative Feuchtigkeit					
	Mittel	Minimum	Tag	Maximum	Tag	7^{30}	13^{30}	21^{30}	Mittel	Minimum	Tag	Maximum	Tag	7^{30}	13^{30}	21^{30}	Mittel	Minimum	Tag
Januar	615.3	604.4	14	622.4	26	-4.5	-2.7	-4.0	-3.8	-10.0	31	3.4	12	70	69	67	69	9	7
Februar	616.6	599.3	27	627.0	14	-3.0	-1.0	-2.6	-2.3	-12.6	2	4.3	23	55	53	56	55	16	7. 19
März	606.8	596.3	12	614.8	4	-3.1	-0.4	-3.0	-2.4	-10.2	1	7.4	27	74	73	85	77	23	27
April	610.4	600.5	22	621.9	16	2.4	5.6	3.2	3.6	-4.2	10	14.3	17	73	64	72	70	30	4
Mai	616.4	607.0	3	624.0	21	6.4	9.5	6.5	7.2	-0.8	15	13.0	22	69	64	74	69	39	11.29
Juni	616.4	607.4	5	622.0	18	7.9	9.7	7.8	8.3	1.4	5	17.8	19	72	74	71	72	15	17
Juli	617.9	613.6	22	621.8	7	10.8	12.6	10.9	11.3	4.7	25	18.3	11	72	75	75	74	23	6
August	616.0	609.6	4	620.9	17	8.2	10.4	8.5	8.9	2.4	14	16.7	23	84	74	82	80	44	25
September	618.9	607.1	1	624.3	27	8.0	11.1	8.7	9.1	0.2	1	17.8	8	74	72	78	75	30	8
Oktober	616.3	603.8	15	624.3	7	2.7	5.1	3.0	3.5	-7.0	16	13.4	2	71	64	77	71	25	8. 11
November	612.4	601.2	13	623.9	28	-0.6	1.1	0.0	0.1	-11.3	2	7.8	28	61	55	62	59	17	21
Dezember	610.3	598.7	15	621.2	1	-0.3	0.9	-0.1	0.1	-6.0	22	7.8	4	71	71	74	72	16	31
Jahr	614.5	596.3	III	627.0	II	2.9	5.2	3.2	3.6	-12.6	II	18.3	VII	70	67	73	70	9	I

Pilatus-Kulm

Die Abendbeobachtung geschieht um 20^{30}. $\lambda = 8^{\circ}16'$, $\beta = 46^{\circ}59'$, $H_b = 2068^{m}$, $G = -0.14\ ^{m}/_{m}$, $h_r = 0.9^{m}$

Januar	593.3	583.9	16	600.2	26	-6.3	-3.6	-5.9	-5.4	-12.6	31	2.0	11	72	69	70	70	4	7
Februar	594.8	577.2	27	605.1	14	-4.9	-1.6	-4.4	-3.8	-16.4	2	4.6	19	43	39	42	41	1	14
März	584.6	574.7	17	592.0	25	-5.2	-1.3	-4.8	-4.0	-12.0	1. 5	5.4	27.31	72	70	75	72	8	27
April	588.4	579.1	22	600.4	16	0.5	4.7	0.7	1.7	-7.0	10	15.6	17	69	59	69	66	19	4
Mai	594.3	584.3	16	601.6	21.22	4.3	7.8	4.9	5.3	-5.0	15	16.5	3	67	65	72	68	20	9
Juni	594.7	585.5	5	601.4	18	5.9	8.2	6.6	6.4	0.4	5	16.4	23	70	73	71	71	7	17
Juli	595.9	591.6	22	600.0	2	9.0	12.3	9.9	9.9	2.8	25	17.6	18	69	64	73	69	15	2
August	593.3	587.7	4	598.8	17	6.1	9.2	6.7	6.9	0.0	31	17.2	23	79	76	82	79	22	19
September	596.4	584.8	1	601.7	27	6.6	9.9	7.4	7.7	0.0	1	18.0	8	71	65	76	71	30	3. 9
Oktober	593.8	580.5	15	601.5	7	4.0	5.9	5.0	4.8	0.0	30	12.0	1	59	59	65	61	16	24.25
November	590.4	579.5	13	601.7	28	-2.1	0.3	-1.7	-1.4	-14.0	2	6.2	29	49	45	50	48	2	21.26
Dezember	588.2	577.1	15.16	599.1	1	-2.3	0.2	-1.9	-1.4	-7.4	22	5.2	9	64	63	67	65	15	28.31
Jahr	592.3	574.7	III	605.1	II	1.3	4.3	1.9	2.2	-16.4	II	18.0	IX	65	62	68	65	1	II

Sarnen

$\lambda = 8^{\circ}15'$, $\beta = 46^{\circ}54'$, $H_b = \text{ca. } 474.5^{m}$, $G = 0.05\ ^{m}/_{m}$, $h_r = 1.7^{m}$

Januar	725.5	711.5	14	733.8	6	-1.3	1.2	-0.9	-0.5	-7.5	11	8.5	15	87	75	87	83	42	15
Februar	726.7	704.8	27	737.5	14	-3.3	2.4	-1.8	-1.1	-10.4	3	10.1	26	87	63	82	77	43	23
März	714.2	699.8	12	725.4	4	1.9	7.5	3.7	4.2	-5.2	6	13.6	31	90	61	84	78	46	6. 9
April	715.6	704.9	22	726.5	15	7.7	15.5	10.1	10.9	0.1	4	24.3	17	85	50	72	69	39	8. 15
Mai	721.2	710.2	16	729.5	8	12.8	18.5	13.8	14.7	8.6	9. 17	22.7	12	78	54	75	69	41	28
Juni	720.6	711.9	5	725.5	18	15.1	20.0	15.1	16.3	10.6	5	28.0	19	76	55	81	71	36	11
Juli	721.0	714.8	20	726.3	26	17.1	23.0	17.7	18.9	12.7	25	29.0	11	78	56	80	71	44	30
August	719.8	713.4	4	724.7	17	14.4	19.9	15.4	16.3	10.6	16	25.6	23	90	59	85	78	44	5
September	723.2	711.8	1	728.4	27.28	12.3	19.7	14.2	15.1	7.6	3	23.9	9	95	58	91	81	45	3
Oktober	722.8	709.2	15	733.1	7	6.1	12.9	7.4	8.4	0.7	19	20.3	1	93	60	90	81	47	11.15
November	720.4	705.6	6	733.7	27	1.5	4.9	2.4	2.8	-3.8	2. 3	10.0	10	92	74	89	85	44	2
Dezember	717.3	702.6	15	730.6	1	2.2	5.5	3.2	3.5	-2.1	2	11.3	4. 5	95	80	92	89	58	5
Jahr	720.7	699.8	III	737.5	II	7.2	12.6	8.4	9.1	-10.4	II	29.0	VII	87	62	84	78	36	VI

Engelberg

Die Abendbeobachtung geschieht um 20^{30}. $\lambda = 8^{\circ}25'$, $\beta = 46^{\circ}49'$, $H_b = 1017.8^{m}$, $G = -0.02\ ^{m}/_{m}$, $h_r = 1.6^{m}$

Januar	678.2	666.9	14	685.4	6	-4.3	-1.1	-3.7	-3.1	-10.3	23	4.7	15.18	83	71	85	80	36	26
Februar	679.4	660.0	27	689.6	14	-6.1	0.2	-4.7	-3.7	-15.3	3	7.7	23.26	82	62	80	75	31	23
März	668.4	655.3	12	678.3	4	-1.3	4.3	0.5	1.0	-9.9	6	10.9	31	85	64	82	77	23	22
April	670.9	660.2	22	681.7	15	4.6	11.9	7.3	7.6	-0.9	4	24.0	17	83	53	68	68	19	17
Mai	676.5	666.6	16	684.1	22	8.3	14.8	11.7	11.2	3.9	28	19.9	13	96	82	89	89	31	1
Juni	676.1	667.3	5	681.3	18	10.5	16.2	12.5	12.6	5.7	8	24.9	19	97	84	92	91	55	8
Juli	677.1	671.9	21	681.5	26	12.6	19.1	15.3	15.2	8.1	26	25.9	11	98	81	92	90	50	10
August	675.7	669.5	4	680.1	16	10.8	16.0	12.4	12.7	5.1	16	22.6	23	100	83	98	94	61	17.20
September	678.7	667.5	1	684.0	27	9.4	16.5	11.6	12.2	3.5	3	22.9	8	99	81	100	93	59	18
Oktober	677.3	664.9	13	686.2	6. 7	3.4	10.1	4.8	5.9	-2.3	16	18.1	2	95	80	96	90	52	26
November	674.0	661.3	10	685.6	27	0.8	3.6	1.2	1.7	-7.1	2	14.9	5	92	83	92	89	25	16
Dezember	671.6	658.1	15	683.7	30	0.9	4.7	1.6	2.3	-4.9	22	12.7	10	93	77	94	88	36	10
Jahr	675.3	655.3	III	689.6	II	4.1	9.7	5.9	6.3	-15.3	II	25.9	VII	92	75	89	85	19	IV

Beobachter: **J. Steiner**

Rigi-Kulm

Bewölkung				Niederschlag			Zahl der Tage								Windverteilung									1934
7^{30}	13^{30}	21^{30}	Mittel	Summe	Maximum	Tag	●	●≥1.0	✳	▲	⛈	≡	heiter	trüb	N	NE	E	SE	S	SW	W	NW	Calmen	
5.5	5.6	5.2	5.4	259	48	28	14	14	14	—	—	9	11	15	—	7	12	2	10	—	40	2	20	Januar
2.6	2.1	2.3	2.3	25	10	27	4	4	4	—	—	7	17	3	1	—	34	1	7	—	24	2	15	Februar
6.0	7.3	5.5	6.3	152	31	7	16	15	16	—	—	11	4	10	2	—	17	1	12	10	38	2	11	März
4.7	4.9	3.6	4.4	58	15	22	9	8	6	—	—	8	10	5	1	3	6	15	12	10	28	3	12	April
5.4	6.2	5.2	5.6	85	27	7	10	9	2	—	—	14	7	8	2	11	9	6	9	4	21	9	22	Mai
5.4	6.5	6.1	6.0	255	65	28	19	17	1	—	4	10	6	10	3	11	12	8	4	9	20	17	6	Juni
4.4	5.0	5.1	4.8	210	36	13	13	13	—	—	2	8	11	9	5	5	9	3	4	—	36	14	17	Juli
7.5	7.3	6.4	7.1	322	60	3	20	18	2	—	3	13	4	14	1	2	11	7	—	4	45	14	9	August
4.1	5.1	4.4	4.5	317	206	9	10	9	1	1	2	8	10	6	3	2	9	5	10	6	36	9	10	September
5.2	5.5	5.4	5.4	178	37	15	12	12	9	—	—	8	8	8	—	2	12	5	10	4	49	5	6	Oktober
4.5	4.9	4.6	4.7	69	26	8	8	6	8	—	—	7	13	10	—	7	13	16	15	4	19	3	13	November
6.9	7.7	6.7	7.1	147	31	3	13	13	9	—	—	10	2	16	—	—	2	1	12	5	35	19	19	Dezember
5.2	5.7	5.0	5.3	2077	206	IX	148	138	72	1	11	113	103	114	18	50	146	70	105	56	391	99	160	Jahr

Beobachter: **A. von Wyl, A. Sturzenegger, F. Furrer**

Pilatus-Kulm

4.9	5.4	5.1	5.1	194	34	20	15	14	15	—	—	9	13	14	1	13	8	—	4	32	1	—	34	Januar
1.9	2.2	1.6	1.9	29	15	28	3	3	3	—	—	6	19	2	3	12	17	2	4	12	—	—	34	Februar
5.5	6.7	5.8	6.0	93	16	4	14	12	14	—	—	7	5	7	1	13	5	—	1	43	1	—	29	März
5.2	6.7	4.9	5.6	50	16	2	10	7	8	—	—	9	5	7	—	2	1	—	4	26	1	—	56	April
4.9	6.7	5.4	5.7	79	18	7	10	9	?1	—	—	17	5	5	5	2	1	3	7	20	—	2	53	Mai
4.0	5.6	4.0	4.5	345	73	28	22	22	1	—	—	13	6	5	8	3	—	10	11	7	1	10	40	Juni
4.8	7.1	6.1	6.0	161	42	15	11	11	—	—	—	12	4	11	4	3	—	1	36	16	—	4	29	Juli
7.1	8.6	7.2	7.6	176	46	23	19	14	1	—	—	20	1	17	6	—	1	3	44	9	—	2	28	August
4.5	6.1	6.1	5.6	160	117	9	8	8	1	—	—	13	6	11	1	2	3	1	48	1	—	1	33	September
4.8	5.3	5.7	5.3	112	52	15	9	8	7	—	—	11	8	9	3	—	1	—	30	27	2	—	30	Oktober
4.3	4.6	4.1	4.3	50	33	8	7	4	7	—	—	5	12	8	1	7	14	—	2	31	—	2	33	November
6.6	8.0	7.1	7.2	84	22	15	16	11	13	—	—	12	2	14	1	2	1	—	4	45	4	—	36	Dezember
4.9	6.1	5.3	5.4	1533	117	IX	144	123	71	—	?	134	86	110	34	59	52	20	195	269	10	21	435	Jahr

Beobachter: P. **Ch. Durrer**

Sarnen

9.7	9.0	8.8	9.2	61	9	19	14	13	8	—	—	6	—	26	—	46	—	—	—	10	—	—	37	Januar
6.5	4.3	3.6	4.8	7	5	28	3	2	3	—	—	1	5	6	—	40	—	—	—	9	—	—	35	Februar
8.2	7.0	7.3	7.5	62	18	7	14	11	5	—	1	1	1	14	—	32	—	—	—	8	—	—	53	März
4.6	5.7	5.1	5.1	33	14	23	8	7	—	—	1	—	2	3	—	41	—	—	—	2	—	—	47	April
5.4	5.7	6.1	5.7	82	20	7	11	9	—	—	4	—	3	7	—	40	—	—	—	4	—	—	49	Mai
5.0	6.4	6.5	6.0	249	44	25	20	19	—	1	5	—	2	7	—	33	—	—	—	7	—	—	50	Juni
3.9	4.5	4.8	4.4	118	23	31	12	11	—	1	4	—	8	4	—	34	—	—	—	2	—	—	57	Juli
6.9	6.2	6.0	6.4	178	33	3	19	17	—	—	3	—	5	11	—	15	—	—	—	7	—	—	71	August
5.2	4.6	4.7	4.8	96	59	9	11	7	—	—	1	1	6	5	—	33	—	—	—	1	—	—	56	September
7.0	5.0	5.2	5.7	78	36	15	11	9	1	—	1	7	5	8	—	26	—	—	—	4	—	—	63	Oktober
8.7	7.8	7.2	7.9	36	12	8	7	7	—	—	—	7	1	18	—	33	—	—	—	4	—	—	53	November
8.8	7.6	7.9	8.1	54	16	15	16	11	—	—	—	10	—	15	—	23	—	—	—	5	—	—	65	Dezember
6.7	6.1	6.1	6.3	1054	59	IX	146	123	17	2	20	33	38	124	—	396	—	—	—	63	—	—	636	Jahr

Beobachter: P. **N. Kaeser**

Engelberg

6.9	6.8	5.9	6.5	137	27	27	14	14	12	—	—	4	6	17	—	14	—	21	—	16	—	—	42	Januar
3.5	2.7	2.6	2.9	18	9	27	4	4	4	—	—	2	14	2	—	14	—	12	—	12	—	2	44	Februar
6.7	7.2	7.3	7.1	98	26	12	14	12	9	—	1	4	2	14	—	16	—	9	—	27	—	3	38	März
5.4	6.3	5.3	5.7	65	29	22	9	9	2	—	—	1	5	7	—	11	—	12	—	19	2	3	43	April
6.7	6.2	7.3	6.7	68	18	4	12	10	—	—	1	2	1	12	—	5	—	5	—	33	—	7	43	Mai
4.9	6.6	7.8	6.4	240	45	28	19	19	—	—	—	1	4	10	—	1	—	2	—	22	2	5	58	Juni
4.1	5.5	6.6	5.4	142	29	15	13	10	—	1	1	—	8	10	—	4	—	—	—	25	—	2	62	Juli
6.5	6.6	6.3	6.5	211	43	3	23	22	—	—	2	1	4	10	—	1	—	1	—	33	—	1	57	August
4.3	4.8	5.2	4.8	100	42	9	11	9	—	—	2	—	9	5	—	—	—	4	—	28	—	1	57	September
4.6	4.9	4.5	4.7	121	57	15	11	11	5	—	1	3	10	5	—	9	—	10	—	30	—	—	44	Oktober
5.5	6.4	5.9	5.9	61	20	10	10	9	4	—	—	7	8	12	—	9	—	19	—	19	—	—	43	November
5.9	7.5	6.3	6.6	80	22	15	12	11	4	—	—	2	3	12	—	24	—	7	—	7	—	1	54	Dezember
5.4	6.0	5.9	5.8	1341	57	X	152	140	40	1	8	27	74	116	—	108	—	102	—	271	4	25	585	Jahr

Zentral-schweiz

Altdorf

$\lambda = 8^{\circ}39'$, $\beta = 46^{\circ}53'$, $H_b = 456.3$ m, $G = 0.05$ $^{m}/_{m}$, $h_r = 1.5$ m

1934	Luftdruck					Luft-Temperatur								Relative Feuchtigkeit					
	Mittel	Minimum	Tag	Maximum	Tag	7^{30}	13^{30}	21^{30}	Mittel	Minimum	Tag	Maximum	Tag	7^{30}	13^{30}	21^{30}	Mittel	Minimum	Tag
Januar	727.4	712.8	14	736.3	6	−0.8	2.0	0.0	0.3	−5.9	11	9.3	19	83	69	80	77	30	14
Februar	728.5	706.9	27	739.1	14	−1.6	3.5	−0.3	0.3	−6.0	7	13.6	26	79	60	77	72	29	26
März	715.7	702.0	12	724.2	25	3.2	8.0	4.9	5.3	−2.7	6	13.9	20	84	56	75	72	23	17
April	717.5	706.8	22	728.4	15	9.2	15.5	11.6	12.0	2.0	4	28.0	17	75	46	59	60	21	17
Mai	722.9	711.5	16	731.2	8. 22	12.4	18.9	14.6	15.1	8.8	8. 9	23.3	1	78	50	69	66	28	1
Juni	722.2	713.1	5	727.3	18	14.3	19.6	15.5	16.2	9.7	6	27.2	24	81	54	76	70	32	8
Juli	722.9	716.4	20	728.2	25	16.6	22.4	18.2	18.8	12.4	26	28.7	11	84	54	76	71	40	11
August	721.6	715.6	4	726.4	15.16	15.0	20.1	15.3	16.4	10.2	31	25.4	20	91	56	88	78	41	18
September	724.9	713.1	1	730.3	27	12.4	19.2	14.4	15.1	7.5	3	24.0	27	94	57	90	80	42	3
Oktober	724.6	710.8	15	735.0	6	6.1	13.2	7.7	8.7	0.9	19	21.0	3	92	53	87	77	30	3
November	722.1	707.8	6	735.3	27	3.8	6.8	5.4	5.4	−2.5	2	17.0	5	80	67	73	73	22	16
Dezember	719.1	704.1	15	732.5	1. 30	3.2	7.2	4.0	4.6	−1.2	24	16.3	10	90	69	90	83	23	10
Jahr	722.4	702.0	III	739.1	II	7.8	13.0	9.3	9.9	−6.0	II	28.7	VII	84	58	78	73	21	IV

Göschenen

$\lambda = 8^{\circ}35'$, $\beta = 46^{\circ}40'$, $H_b = 1107.2$ m, $G = -0.05$ $^{m}/_{m}$, $h_r = 2.7$ m

Januar	670.2	660.6	14	678.6	26	−2.5	−0.2	−1.6	−1.5	−8.6	24	5.6	25	72	69	72	71	29	25.29
Februar	671.3	653.1	27	681.3	14	−3.0	0.7	−1.1	−1.1	−11.4	3	8.0	23	72	67	68	69	35	23
März	660.7	650.1	17	669.4	4	0.4	3.6	0.8	1.4	−5.6	6	10.4	31	75	68	79	74	35	17
April	663.5	653.6	22	673.8	16	6.2	10.8	7.0	7.8	−1.0	4	20.8	17	72	58	73	68	39	16
Mai	668.8	659.3	14	676.3	21	10.2	14.7	10.8	11.6	5.0	18	20.0	11	78	64	82	75	34	11
Juni	668.4	659.2	5	673.6	17.18	11.4	16.2	11.8	12.8	6.2	21	24.0	19	80	65	86	77	35	19
Juli	669.4	664.1	22	673.4	26	14.2	18.6	14.6	15.5	8.6	25	25.0	11	80	70	86	79	43	10
August	667.9	661.7	7	672.7	16	12.2	15.9	12.3	13.2	5.8	31	23.4	23	88	72	91	84	44	23
September	671.1	661.1	1	676.3	27	11.1	16.1	12.1	12.8	4.6	3	22.0	8	79	68	83	77	36	28
Oktober	669.6	657.6	15	678.8	6	5.6	8.9	5.8	6.5	−1.0	16	18.0	2	74	69	81	75	40	25
November	666.8	655.2	13	677.4	25.26	2.1	3.4	2.1	2.4	−6.0	2	8.8	4. 5	71	73	77	74	36	3
Dezember	664.1	651.6	15	675.5	30	3.0	4.6	3.5	3.7	−1.6	23	8.2	13	73	69	72	71	36	28
Jahr	667.7	650.1	III	681.3	II	5.9	9.4	6.5	7.1	−11.4	II	25.0	VII	76	68	79	74	29	I

St. Gotthard

$\lambda = 8^{\circ}34'$, $\beta = 46^{\circ}33'$, $H_b = 2102.9$ m, $G = -0.14$ $^{m}/_{m}$, $h_r = 1.8$ m

Januar	591.6	582.9	16	600.2	26	−7.8	−4.8	−7.5	−6.9	−15.3	31	4.0	18	59	51	61	57	16	7
Februar	592.8	576.5	27	601.5	14	−5.9	−3.2	−6.0	−5.3	−17.4	2	4.0	23	45	38	48	44	13	19
März	583.8	573.6	12	591.9	25	−6.2	−1.9	−5.5	−4.8	−12.4	5	6.8	27	61	49	63	58	28	6
April	587.9	578.8	22	599.1	15	−0.8	3.8	0.0	0.7	−7.2	10	9.9	17	60	46	57	54	32	26
Mai	593.3	584.6	17	600.7	21	3.4	7.4	3.6	4.5	0.0	5	12.1	14	59	47	62	56	30	29
Juni	593.4	585.5	5	598.8	18	5.0	7.8	4.6	5.5	−3.0	21	15.0	19	61	49	61	57	30	18 19.27
Juli	595.0	590.9	23	599.0	8	7.9	11.9	8.3	9.1	2.0	26	16.6	18	63	51	74	63	21	10.18
August	593.0	587.0	4	597.8	17	5.8	9.4	6.2	6.9	−1.0	31	17.2	20	82	71	90	81	36	20
September	596.1	585.4	1	601.9	28	5.0	9.3	5.8	6.5	−1.6	3	16.0	8	73	63	77	71	40	8
Oktober	593.2	579.6	15	600.7	12	0.1	3.1	0.3	0.9	−6.2	16	9.3	1	70	66	73	70	38	8
November	589.7	577.7	13	600.1	28	−3.8	−2.0	−3.3	−3.1	−9.0	2	0.5	29	72	71	73	72	42	26
Dezember	587.6	575.4	16	598.0	1	−4.1	−1.8	−3.3	−3.1	−8.8	20	2.4	5	76	75	79	77	48	31
Jahr	591.4	573.6	III	601.9	IX	−0.1	3.2	0.3	0.9	−17.4	II	17.2	VIII	65	56	68	63	13	II

St. Gotthard. Verlegung der Instrumente am 15. Oktober. Neue Höhe 2095.7 m. Barometerstände auf die alte Höhe reduziert.

Jura

Basel (Binningen)

$\lambda = 7^{\circ}35'$, $\beta = 47^{\circ}33'$, $H_b = 318$ m, $G = 0.13$ $^{m}/_{m}$, $h_r = 1.5$ m

Januar	740.0	724.0	14	748.6	6	−0.5	2.4	0.3	0.6	−7.4	9	11.0	18.19	89	78	88	85	57	15
Februar	741.7	720.7	27	751.8	14	−3.2	3.6	−0.7	−0.3	−14.9	3	14.4	26	90	67	85	81	42	26
März	728.5	714.4	12.17	741.2	4	2.1	8.2	4.4	4.8	−4.0	5	14.0	31	89	63	83	78	37	5
April	729.7	718.6	22	740.1	15	8.0	17.2	10.4	11.5	2.6	5	29.0	17	76	48	73	66	24	4
Mai	735.6	723.5	16	744.1	8	12.5	20.8	13.6	15.1	7.2	27	28.1	13	76	48	73	66	29	28
Juni	734.6	727.0	5	739.4	26	15.1	22.8	15.9	17.4	9.1	6	31.3	18	80	52	79	70	31	18
Juli	735.0	727.5	20	740.2	26	17.1	24.7	17.7	19.3	12.5	5	32.5	11	80	55	83	73	32	10
August	733.8	727.3	4	738.6	16	14.9	22.0	15.4	16.9	12.5	14	29.0	23	88	62	90	80	43	21
September	737.1	726.2	1	742.1	28	12.9	22.5	14.8	16.2	7.3	3	30.2	8	95	63	92	83	46	3
Oktober	737.0	723.4	31	747.0	7	6.8	14.2	8.8	9.7	1.7	21	25.0	2	94	68	89	84	45	31
November	735.0	720.7	6	748.3	27	0.4	5.7	2.4	2.7	−5.0	29	13.4	4	95	76	91	87	49	2
Dezember	731.1	716.3	15	745.2	30	4.0	7.3	5.0	5.3	−3.4	1	15.6	6	92	79	89	87	60	6
Jahr	734.9	714.4	III	751.8	II	7.5	14.3	9.0	9.9	−14.9	II	32.5	VII	87	63	85	78	24	IV

Beobachter: Frl. **H. Nager**

Altdorf

Zentral-schweiz

Bewölkung				Niederschlag			Zahl der Tage								Windverteilung									1934
7^{30}	13^{30}	21^{30}	Mittel	Summe	Maximum	Tag	●	●≥10	✳	▲	⛆	≡	heiter	trüb	N	NE	E	SE	S	SW	W	NW	Calmen	
9.5	8.8	8.7	9.0	65	9	28	14	13	7	—	—	4	—	26	1	—	—	—	—	1	—	6	85	Januar
6.7	5.0	5.1	5.6	13	8	27	2	2	2	—	—	1	6	7	—	2	2	3	—	—	—	2	75	Februar
7.5	7.4	6.2	7.0	46	17	12	13	8	5	—	1	1	1	13	2	—	1	6	4	—	1	9	70	März
5.5	5.8	4.5	5.3	59	16	23	9	8	—	—	—	—	4	5	—	—	2	7	6	—	1	15	59	April
5.9	5.8	6.4	6.0	44	19	4	10	8	—	—	—	—	4	8	—	—	1	1	2	—	1	18	70	Mai
5.4	6.6	7.1	6.4	217	31	25	18	17	—	—	2	—	2	10	1	—	1	3	—	—	—	15	70	Juni
4.8	5.5	5.5	5.3	110	38	15	13	12	—	—	2	—	9	11	1	—	—	2	2	—	—	18	70	Juli
7.4	6.6	6.6	6.9	201	55	3	21	20	—	—	1	—	3	13	—	—	—	1	—	—	—	6	86	August
4.6	4.5	5.0	4.7	98	54	9	12	8	—	—	1	—	8	4	—	1	—	—	—	—	—	3	86	September
4.7	4.8	5.3	4.9	80	23	15	12	9	—	—	—	—	9	8	—	—	1	1	1	—	—	7	83	Oktober
7.7	7.3	6.7	7.2	75	25	10	11	10	1	—	—	3	3	16	—	—	3	12	4	—	2	5	64	November
8.3	7.8	7.2	7.8	66	19	15	12	11	—	—	—	2	1	16	1	2	2	2	3	—	—	1	82	Dezember
6.5	6.3	6.2	6.3	1074	55	VIII	147	126	15	—	7	11	50	137	6	5	13	38	22	1	5	105	900	Jahr

Beobachter: **O. Lendenmann**

Göschenen

5.8	5.8	5.4	5.7	83	12	16	13	13	12	—	—	4	7	11	13	—	—	—	37	1	—	—	42	Januar
3.9	2.6	3.1	3.2	58	46	27	4	4	4	—	—	4	12	3	5	—	—	—	37	—	—	—	42	Februar
6.9	6.6	6.2	6.6	85	24	12	13	10	9	—	—	5	2	11	6	—	—	—	34	—	—	—	53	März
5.4	6.3	4.9	5.5	143	75	22	11	9	2	—	—	2	4	9	3	—	—	—	45	—	1	—	41	April
5.4	6.0	4.9	5.4	48	10	4	11	9	—	—	1	1	3	7	44	—	—	—	23	1	—	—	55	Mai
5.4	6.9	6.2	6.2	158	36	28	18	16	—	—	2	—	4	11	22	—	—	—	21	—	—	1	46	Juni
5.0	5.8	5.3	5.4	54	11	15	12	10	—	—	2	—	8	9	21	—	—	—	19	1	2	—	50	Juli
7.0	7.2	5.6	6.6	195	52	3	15	15	—	—	2	3	4	14	17	—	—	—	17	—	1	—	58	August
4.4	5.6	3.9	4.6	36	9	9	6	6	—	—	1	3	8	7	11	—	—	—	32	—	—	—	47	September
3.9	5.2	4.2	4.4	112	37	15	10	10	4	—	—	3	14	10	12	—	—	—	37	—	—	—	44	Oktober
5.3	5.6	5.2	5.4	271	72	14	11	11	5	—	—	2	10	13	6	—	—	—	56	—	—	—	28	November
6.3	6.9	5.2	6.1	78	35	15	10	8	5	—	—	2	5	12	—	—	—	1	51	—	—	—	41	Dezember
5.4	5.9	5.0	5.4	1321	75	IV	134	121	41	—	8	29	81	117	130	—	—	1	409	3	4	1	547	Jahr

Beobachter: Frl. **F. Lombardi**

St. Gotthard

4.3	4.1	3.8	4.1	167	26	20	15	15	15	—	—	11	13	5	38	6	—	5	9	—	—	—	35	Januar
2.9	2.6	2.2	2.6	79	36	27	6	6	6	—	—	8	18	5	44	4	1	2	9	—	—	—	24	Februar
5.8	6.2	6.7	6.2	215	39	20	21	19	21	—	—	22	5	10	19	4	—	10	24	—	—	—	36	März
6.2	6.6	7.4	6.7	210	44	22	15	15	11	—	—	18	4	14	18	—	—	11	37	1	—	—	23	April
5.9	5.6	6.4	6.0	123	25	30	16	14	3	—	2	12	8	12	37	2	—	11	11	—	—	1	31	Mai
4.4	6.1	6.6	5.7	175	46	28	18	15	2	—	3	13	7	9	55	5	1	8	3	—	—	2	16	Juni
4.0	4.5	6.5	5.0	86	26	14	13	13	—	—	5	15	7	11	53	14	—	5	4	—	1	2	27	Juli
6.0	6.2	6.3	6.2	301	87	3	14	13	1	1	3	19	6	9	46	1	—	10	1	—	—	4	31	August
3.2	5.1	5.3	4.5	92	22	9	11	9	2	1	3	11	9	3	34	1	—	10	6	—	—	2	37	September
3.2	3.7	4.4	3.8	176	43	31	11	11	8	—	—	14	15	5	37	1	—	8	7	—	1	6	33	Oktober
4.9	5.5	5.3	5.2	299	56	10	16	16	16	—	—	13	12	11	29	—	1	7	26	—	—	1	26	November
4.9	5.9	5.4	5.4	149	52	15	19	18	19	—	—	15	6	9	28	5	1	10	15	—	—	—	34	Dezember
4.6	5.2	5.5	5.1	2072	87	VIII	175	164	104	2	16	171	110	103	438	30	4	97	152	1	2	18	353	Jahr

Beobachter: **Astronom. Meteorolog. Anstalt**

Basel (Binningen)

Jura

7.5	7.6	7.5	7.5	50	10	19	15	13	7	—	—	3	4	18	5	7	31	8	6	10	10	9	7	Januar
7.0	5.6	5.3	6.0	13	8	27	4	3	4	—	—	7	7	10	1	5	20	10	9	10	11	8	10	Februar
8.0	7.4	6.0	7.1	55	13	12	15	12	2	—	—	1	2	15	8	3	19	4	20	13	14	12	—	März
6.4	5.2	5.1	5.6	16	5	9	5	4	—	—	1	1	3	8	5	4	22	8	10	14	12	10	5	April
5.5	5.6	4.6	5.2	12	4	13	5	4	—	—	2	—	6	7	7	4	12	5	7	13	18	17	10	Mai
5.3	5.8	6.0	5.7	136	45	28	16	10	—	—	7	—	6	9	2	8	17	5	13	11	17	7	10	Juni
4.3	4.5	4.3	4.4	74	20	22	12	11	—	—	5	—	9	6	3	3	16	12	12	13	20	8	6	Juli
7.1	7.0	5.8	6.6	102	32	23	15	12	—	1	4	3	3	12	4	4	17	8	15	18	18	6	3	August
7.3	5.5	3.5	5.4	48	31	9	8	5	—	—	2	6	6	9	4	5	23	16	9	2	9	6	16	September
8.2	6.4	6.5	7.0	66	21	15	12	9	—	—	1	9	1	12	4	5	28	15	6	15	11	5	4	Oktober
8.0	6.9	6.5	7.1	50	34	7	7	5	—	—	—	11	1	13	2	6	27	8	4	9	13	15	6	November
8.5	8.2	8.2	8.3	39	9	3	16	12	—	—	—	3	1	17	1	2	45	18	6	9	7	2	3	Dezember
6.8	6.3	5.8	6.3	661	45	VI	130	100	13	1	22	44	49	136	46	56	277	117	117	137	160	105	80	Jahr

Jura

La Chaux-de-Fonds

$\lambda = 6^{\circ}\,50'$, $\beta = 47^{\circ}\,7'$, $H_b = 990.5^{m}$, $G = -0.01\ ^{m}/_{m}$, $h_r = 1.3^{m}$

1934	Luftdruck					Luft-Temperatur								Relative Feuchtigkeit					
	Mittel	Minimum	Tag	Maximum	Tag	7^{30}	13^{30}	21^{30}	Mittel	Minimum	Tag	Maximum	Tag	7^{30}	13^{30}	21^{30}	Mittel	Minimum	Tag
Januar	679.9	667.4	14	687.5	6	-4.7	-0.6	-3.6	-3.1	-12.4	23	5.4	18	98	94	96	96	48	11
Februar	680.9	662.1	27	691.4	14	-5.1	1.9	-3.0	-2.3	-12.6	3	9.6	23	90	71	85	82	40	12
März	670.0	656.4	17	680.6	4	-1.2	3.6	0.5	0.8	-12.5	5	13.2	31	98	82	92	91	50	30
April	672.5	663.3	22	683.0	16	5.1	11.5	6.7	7.5	-1.6	4	24.2	17	89	65	80	78	33	17
Mai	678.4	667.8	16	686.4	21	9.2	15.4	9.9	11.1	4.2	8	21.0	11	91	65	83	80	43	29
Juni	678.0	670.0	5	683.1	18	11.9	17.3	12.7	13.6	6.0	6	25.4	19	90	63	80	78	44	18
Juli	678.9	673.4	20	683.0	26	15.1	19.9	14.7	16.1	9.4	26	27.0	11	88	66	84	79	42	11
August	677.4	671.1	3. 4	681.6	16.17	11.7	16.1	12.1	13.0	7.0	29	21.6	20	98	74	91	88	46	20
September	680.3	669.2	1	685.4	27	10.5	17.4	11.9	12.9	5.4	3	25.2	8	99	71	93	88	46	8
Oktober	679.1	668.0	31	688.1	6. 7	4.5	10.4	5.5	6.5	-1.4	18	20.8	2	98	78	95	90	55	11
November	675.6	663.6	13	687.6	25	-0.8	4.7	0.7	1.3	-8.6	2	10.4	28	94	78	89	87	52	28.28
Dezember	672.9	659.7	15	684.7	1. 30	2.3	5.6	3.2	3.6	-4.6	1	10.8	2	94	85	92	90	36	28
Jahr	677.0	656.4	III	691.4	II	4.9	10.2	5.9	6.7	-12.6	II	27.0	VII	94	74	88	85	33	IV

Neuchâtel

$\lambda = 6^{\circ}\,57'$, $\beta = 47^{\circ}\,0'$, $H_b = 487.3^{m}$, $G = 0.06\ ^{m}/_{m}$, $h_r = 1.3^{m}$

Januar	724.8	710.9	14	732.6	6	-0.7	0.7	0.0	0.0	-6.4	9	8.2	18	91	84	90	88	57	30
Februar	725.6	704.4	27	736.4	14	+2.3	4.1	0.6	0.7	-9.9	3	9.4	27	90	67	77	78	42	12
März	713.5	700.5	12	724.8	4	2.3	7.0	4.2	4.4	-4.2	6	15.0	31	89	73	83	82	49	4
April	715.0	704.2	22	725.8	16	7.5	15.3	10.6	11.0	2.5	4	24.4	17	85	56	70	70	36	4
Mai	720.4	709.6	16	728.6	22	11.7	20.6	14.9	15.5	8.6	16	27.1	23	81	52	64	66	30	28
Juni	719.8	711.0	5	724.9	18	14.5	22.2	16.9	17.6	10.1	6	30.7	18	83	53	66	67	27	18
Juli	720.3	713.4	20	726.1	26	17.0	24.9	19.3	20.1	12.6	26	30.7	11	79	54	67	67	32	8. 9
August	719.1	713.0	4	723.8	17	14.5	21.0	16.2	17.0	10.4	29	27.7	23	88	64	78	77	46	21
September	722.4	711.2	1	727.8	28	13.0	20.8	15.1	16.0	8.4	3	25.7	8	95	65	84	81	53	4
Oktober	722.1	709.9	15	732.0	7	7.5	12.8	8.8	9.5	2.2	16	22.3	1. 2	92	74	85	84	53	7
November	719.5	705.5	6	732.7	27	1.6	5.9	3.4	3.6	-2.7	2. 24	11.5	17	92	78	85	85	56	24
Dezember	716.6	702.6	15	730.1	1	3.7	5.9	4.5	4.6	-1.7	1	12.6	6	96	88	93	92	50	2
Jahr	719.9	700.5	III	736.4	II	7.5	13.4	9.5	10.0	-9.9	II	30.7	VI/VII	88	67	79	78	27	VI

Chaumont

$\lambda = 6^{\circ}\,49'$, $\beta = 47^{\circ}\,1'$, $H_b = \text{ca. } 1115^{m}$, $G = -0.02\ ^{m}/_{m}$, $h_r = 1.3^{m}$

Januar	668.3	657.1	14	675.8	22	-3.1	-1.4	-2.6	-2.4	-7.8	24	5.4	18	81	78	84	81	13	8
Februar	669.0	651.1	27	679.1	14	-3.7	0.6	-2.3	-1.9	-15.2	3	7.8	22	75	60	69	68	25	12.22
März	658.8	646.9	17	668.2	4	-1.5	1.1	-0.2	-0.2	-6.2	6	8.8	31	93	85	88	89	47	30
April	661.2	651.7	22	671.6	16	4.8	10.6	6.1	6.9	-1.2	10	21.6	17	76	55	65	65	28	17
Mai	666.9	657.1	16	675.6	21	8.9	14.4	9.6	10.6	3.6	15	20.4	12	75	55	64	65	32	28
Juni	666.7	659.1	5	671.8	18	11.1	15.0	11.7	12.4	6.4	6	22.8	18	74	56	67	66	29	18
Juli	667.6	662.6	22	671.8	26	13.7	17.8	14.5	15.1	8.4	25	25.2	10	71	57	65	64	29	9
August	666.1	658.9	4	670.6	17	10.9	14.4	11.8	12.2	6.2	31	22.2	23	86	69	79	78	43	20
September	669.0	658.5	1	674.3	27	10.5	15.2	11.9	12.4	3.8	1	22.2	8	88	64	77	76	42	18
Oktober	667.5	655.5	15	677.1	6	5.0	8.5	5.6	6.2	-2.6	16	17.8	1	86	72	80	79	42	11
November	663.9	652.2	6	675.5	26	0.4	2.9	0.7	1.2	-6.4	2	9.8	29	78	69	79	75	20	28
Dezember	661.6	648.6	15	673.4	30	1.7	3.4	2.0	2.3	-2.4	26	8.8	6	86	79	86	84	24	2
Jahr	665.6	646.9	III	679.1	II	4.9	8.5	5.7	6.2	-15.2	II	25.2	VII	81	67	75	74	13	I

Solothurn

$\lambda = 7^{\circ}\,32'$, $\beta = 47^{\circ}\,13'$, $H = 470^{m}$, $G = —\ ^{m}/_{m}$, $h_r = 1.5^{m}$

Januar	—	—	—	—	—	-1.6	0.4	-0.9	-0.8	-10.0	9	5.8	18	92	83	89	88	45	28
Februar	—	—	—	—	—	-3.7	4.0	-0.6	-0.2	-11.2	8	11.7	26	90	58	76	75	42	6
März	—	—	—	—	—	1.7	7.2	3.6	4.0	-4.3	6	16.6	31	93	65	88	82	37	31
April	—	—	—	—	—	7.5	17.7	10.0	11.3	1.3	10	26.8	30	84	40	70	65	24	8
Mai	—	—	—	—	—	12.3	20.4	13.9	15.1	8.0	8	27.2	12	74	45	62	60	29	28
Juni	—	—	—	—	—	14.4	22.1	15.7	17.0	9.1	6	31.4	18	77	45	66	63	23	18
Juli	—	—	—	—	—	16.7	24.7	17.5	19.1	12.0	26	31.0	10	77	44	71	64	30	8.9.20
August	—	—	—	—	—	14.2	21.4	15.0	16.4	9.6	16	29.6	23	88	51	85	75	34	21
September	—	—	—	—	—	12.2	21.3	14.2	15.5	5.6	3	27.8	7. 8	94	60	91	82	29	3
Oktober	—	—	—	—	—	6.3	12.5	7.4	8.4	0.6	21	23.2	2	96	67	92	85	38	10
November	—	—	—	—	—	0.3	5.3	2.1	2.4	-4.6	3	12.4	4	95	69	88	84	41	4
Dezember	—	—	—	—	—	3.0	5.8	3.5	4.0	-2.4	1	13.4	6	97	85	96	93	55	11
Jahr	—	—	—	—	—	6.9	13.6	8.4	9.3	-11.2	II	31.4	VI	88	59	81	76	23	VI

Beobachter: **G. Pythoud-Jacot**

La Chaux-de-Fonds

Bewölkung				Niederschlag			Zahl der Tage								Windverteilung									1934
7^{30}	13^{30}	21^{30}	Mittel	Summe	Maximum	Tag	●	●≥1.0	✳	▲	☇	≡	heiter	trüb	N	NE	E	SE	S	SW	W	NW	Calmen	
6.5	6.9	6.4	6.6	140	27	12	17	16	15	—	—	1	9	19	8	—	1	—	4	—	16	—	64	Januar
3.4	3.4	3.2	3.3	28	16	27	4	4	4	—	—	1	12	3	11	—	11	—	—	—	2	—	60	Februar
7.2	7.4	5.4	6.7	132	19	18	16	15	15	—	—	—	4	14	8	—	—	—	1	1	24	—	59	März
5.4	6.4	3.8	5.2	40	10	22	15	9	4	—	—	—	7	8	5	—	1	—	4	—	8	—	72	April
4.1	5.7	3.1	4.3	44	18	12	9	7	—	1	3	—	10	8	1	1	1	—	—	2	—	—	88	Mai
4.9	5.9	5.2	5.3	143	32	20	12	12	—	—	1	1	8	8	3	—	2	—	2	—	8	—	75	Juni
3.7	4.7	3.4	3.9	134	21	13	14	14	—	—	3	1	12	7	2	1	—	—	2	1	8	—	79	Juli
6.5	6.8	5.0	6.1	162	32	23	17	17	—	—	1	2	5	10	—	—	1	—	3	1	4	—	84	August
4.1	6.3	3.4	4.6	42	14	16	9	7	—	—	—	—	8	7	1	—	3	—	1	—	3	—	82	September
5.7	5.8	4.9	5.5	146	42	15	13	10	5	—	—	2	8	10	1	—	—	—	1	3	8	—	80	Oktober
4.4	5.0	4.6	4.7	47	10	6	7	6	6	—	—	1	10	8	3	1	—	—	2	—	5	1	78	November
7.8	8.5	6.9	7.7	125	23	31	20	16	4	—	—	1	1	17	—	—	—	—	1	5	5	—	82	Dezember
5.3	6.1	4.6	5.3	1183	42	X	153	133	53	1	8	10	94	119	43	3	20	—	21	13	91	1	903	Jahr

Beobachter: **Observatorium**

Neuchâtel

9.6	9.5	8.9	9.3	85	14	12	16	12	6	—	—	6	1	27	2	15	16	2	2	14	16	1	25	Januar
4.6	2.9	3.0	3.5	13	8	27	3	2	3	—	—	2	14	2	2	25	15	7	2	5	2	1	25	Februar
7.4	7.1	5.9	6.8	147	23	12	16	15	2	—	—	2	4	17	—	12	14	2	5	25	6	3	26	März
6.6	5.4	6.1	6.0	33	7	5	11	7	—	1	2	2	2	8	—	11	8	14	5	19	8	2	23	April
4.1	4.4	4.1	4.2	26	7	1	8	6	—	—	2	1	8	2	4	10	15	4	8	8	4	10	30	Mai
4.6	5.2	6.1	5.3	118	25	25	13	10	—	—	6	—	7	6	1	6	8	4	2	14	4	7	44	Juni
3.5	4.1	3.7	3.8	76	13	22	13	12	—	1	5	1	13	5	4	11	12	—	3	13	10	3	37	Juli
5.9	5.5	5.4	5.6	126	27	3	15	13	—	—	4	1	3	10	2	3	3	6	3	14	12	4	46	August
7.2	4.5	3.0	4.9	29	7	9	8	7	—	—	2	6	5	5	2	10	4	6	2	10	4	3	49	September
7.9	6.0	5.1	6.3	96	27	4	11	7	1	—	—	7	2	12	—	9	8	3	2	13	11	8	39	Oktober
7.6	6.3	7.2	7.0	50	19	7	7	6	1	—	—	5	4	14	—	15	25	5	—	8	6	1	30	November
9.3	8.7	8.3	8.8	98	15	3	17	15	—	—	—	7	—	24	—	4	2	2	2	19	17	—	47	Dezember
6.5	5.8	5.6	6.0	897	27	VIII X	138	112	13	2	21	40	63	132	17	131	130	55	36	162	100	43	421	Jahr

Beobachter: Frl. **B. Humbert**

Chaumont

7.4	7.1	6.6	7.0	83	14	14	13	13	12	—	—	12	6	19	—	3	18	1	2	9	12	5	43	Januar
3.3	4.0	3.2	3.5	20	14	27	2	2	2	—	—	4	14	3	—	1	36	1	—	—	4	5	37	Februar
6.8	7.9	5.7	6.8	123	22	12	15	15	14	—	—	7	3	14	—	2	22	1	—	10	8	1	49	März
6.4	6.0	4.9	5.8	33	14	22	8	7	—	—	1	3	4	7	1	1	13	—	—	4	19	3	49	April
4.5	4.9	3.5	4.3	34	10	1	9	7	—	1	4	4	6	4	2	—	27	2	—	1	5	9	47	Mai
5.5	5.5	5.9	5.6	124	23	20	15	13	—	1	5	6	5	9	1	1	20	—	1	3	8	5	51	Juni
3.4	4.9	3.7	4.0	83	10	13	14	12	—	—	3	1	11	6	1	—	21	5	—	2	6	8	50	Juli
6.5	6.5	5.5	6.2	138	30	3	18	16	—	—	3	5	3	11	—	1	5	—	—	—	10	5	72	August
4.9	5.4	2.9	4.4	49	15	5	11	8	—	2	3	7	7	4	—	—	6	1	—	—	3	1	79	September
5.8	6.1	4.4	5.4	91	26	4	11	10	4	—	—	3	4	9	—	1	9	—	2	4	7	4	66	Oktober
5.4	4.7	5.0	5.0	39	8	6. 8	6	6	4	—	—	6	9	9	—	—	30	1	—	2	4	2	51	November
7.9	8.1	7.9	8.0	92	14	18	17	16	6	—	—	17	1	18	—	—	6	3	—	4	14	—	66	Dezember
5.7	5.9	4.9	5.5	909	30	VIII	139	125	42	4	19	75	73	113	5	10	213	15	5	39	100	48	660	Jahr

Beobachter: **B. u. G. Glutz**

Solothurn

9.3	8.9	9.1	9.1	101	18	17	12	12	7	—	—	6	1	27	—	11	7	2	—	4	20	2	47	Januar
4.6	3.7	2.9	3.7	8	8	27	2	1	2	—	—	—	12	4	—	15	13	4	—	1	6	3	42	Februar
7.7	7.3	6.0	7.0	119	16	12	16	15	5	—	—	2	3	16	—	6	13	5	—	2	21	1	45	März
6.3	4.7	5.5	5.5	34	10	12	6	5	—	—	—	2	4	5	—	6	4	9	0	1	14	3	53	April
4.7	5.0	3.8	4.5	29	8	13	8	5	—	1	4	1	5	3	—	9	11	12	—	2	2	8	49	Mai
5.4	5.1	6.2	5.6	199	56	25	14	14	—	—	2	—	7	11	—	5	8	6	—	6	3	5	57	Juni
4.0	4.6	4.3	4.3	99	17	25	11	11	—	—	—	1	9	9	—	3	9	7	2	2	4	9	57	Juli
6.5	6.1	5.3	6.0	127	32	3	14	12	—	—	4	3	2	8	—	2	4	4	—	4	6	9	64	August
8.4	4.8	3.3	5.5	83	31	9	8	7	—	—	5	15	1	6	—	2	3	5	—	5	3	7	65	September
8.9	5.8	4.5	6.4	88	21	15	12	10	2	—	—	16	1	10	—	—	2	5	—	4	6	9	67	Oktober
7.6	6.5	6.3	6.8	44	18	7	7	6	—	—	—	9	3	13	—	9	13	1	—	2	5	4	56	November
9.5	8.5	8.1	8.7	120	29	3	17	13	—	—	—	16	—	20	—	—	1	1	—	3	9	4	75	Dezember
6.9	5.9	5.4	6.1	1051	56	VI	127	111	16	1	15	71	48	132	—	68	88	61	2	36	99	64	677	Jahr

Jura

Weissenstein

$\lambda = 7^{\circ}30'$, $\beta = 47^{\circ}15'$, $H_b = 1285$ m, $G = -0.02$ mgal, $h_r = 1.5$ m

1934	Luftdruck					Luft-Temperatur								Relative Feuchtigkeit					
	Mittel	Minimum	Tag	Maximum	Tag	7^{30}	13^{30}	21^{30}	Mittel	Minimum	Tag	Maximum	Tag	7^{30}	13^{30}	21^{30}	Mittel	Minimum	Tag
Januar	659.9	643.0	14	662.1	6. 26	-3.0	-2.3	-2.7	-2.7	-8.2	31	4.3	18	—	—	—	—	—	—
Februar	656.8	638.9	27	667.1	14	-2.8	-0.5	-2.4	-2.0	-14.6	2	7.4	23	—	—	—	—	—	—
März	646.5	634.8	17	655.9	4	-2.1	-0.1	-1.2	-1.1	-7.8	5	7.2	31	—	—	—	—	—	—
April	649.5	639.4	22	660.0	16	4.0	8.9	5.7	6.1	-1.8	10	19.4	17	77	62	69	69	37	17
Mai	655.0	645.2	16	662.5	21	7.8	12.3	8.5	9.3	1.4	8	19.0	12	77	63	74	71	45	28
Juni	654.8	646.1	5	660.1	18	9.8	14.2	10.7	11.3	4.0	5	22.2	24	78	64	72	71	36	18
Juli	656.0	651.3	21	660.3	7	12.8	16.4	13.6	14.1	8.0	4	22.9	11	73	66	68	69	40	9
August	654.3	647.8	4	658.8	17	10.3	13.6	11.0	11.5	5.4	14	21.0	23	83	73	79	78	45	19
September	657.3	646.3	1	662.3	27	10.6	14.4	11.1	11.8	3.8	1	21.8	8	83	71	79	78	42	3
Oktober	655.3	643.0	15	664.1	7	4.7	6.9	4.9	5.3	-3.8	16	16.3	1	84	76	83	81	40	11
November	651.8	640.4	13	662.9	27	0.3	2.1	1.0	1.1	-6.6	2	9.2	29	74	69	72	72	16	29
Dezember	649.4	636.5	15	660.8	30	1.7	2.7	1.8	2.0	-2.2	23	9.8	10	83	81	85	83	18	1
Jahr	653.5	634.8	III	667.1	II	4.5	7.4	5.2	5.6	-14.6	II	22.9	VII	—	—	—	—	—	—

Langenbruck

$\lambda = 7^{\circ}46'$, $\beta = 47^{\circ}21'$, $H_b = 704.7$ m, $G = 0.06$ mgal, $h_r = 1.6$ m

Januar	705.0	692.3	14	712.8	6	-2.9	-0.5	-2.3	-2.0	-14.0	8	7.2	18.19	92	82	90	88	61	12
Februar	706.4	686.3	27	716.6	14	-4.4	1.3	-2.8	-2.2	-13.8	8	9.4	26	89	66	83	79	41	4
März	694.6	682.1	12	705.6	4	0.1	5.0	1.5	2.0	-8.2	6	13.0	31	95	80	92	89	45	27
April	696.5	686.7	22	707.3	16	5.0	14.2	7.2	8.4	-3.0	4	24.0	17	89	54	79	74	32	7
Mai	702.2	691.4	16	710.5	21	10.5	17.3	10.6	12.2	5.2	8	23.8	12	81	50	76	69	35	25.28
Juni	701.6	693.1	5	707.8	17	13.3	19.2	12.7	14.5	7.4	6	27.8	18	81	59	81	74	26	18
Juli	702.3	696.3	20	706.7	26	15.6	21.7	14.6	16.6	11.0	5	28.2	11	80	50	80	70	31	10
August	700.8	694.3	4	705.5	15	12.5	18.5	12.7	14.1	6.7	16	26.7	23	93	64	89	82	40	17
September	703.7	692.6	1	709.2	27	10.6	19.0	11.7	13.2	3.0	3	25.6	8	96	74	91	87	42	3
Oktober	703.0	690.9	15	712.6	6. 7	4.6	11.0	5.8	6.8	-1.5	22	21.0	2	95	76	92	88	39	7
November	700.2	687.2	6	712.8	27	-0.8	3.8	0.7	1.1	-7.8	2	9.5	4	94	90	91	92	50	23
Dezember	697.2	683.7	15	709.5	1	1.9	4.9	2.4	2.9	-5.8	2	11.0	6	98	87	96	94	60	29
Jahr	701.1	682.1	III	716.6	II	5.5	11.3	6.2	7.3	-14.0	I	28.2	VII	90	69	87	82	26	VI

Aarau

$\lambda = 8^{\circ}2'$, $\beta = 47^{\circ}23'$, $H_b = 406.1$ m, $G = 0.10$ mgal, $h_r = 1.6$ m

Januar	732.3	717.4	14	740.8	6	-0.8	1.1	-0.1	0.0	-8.2	9	7.6	18	85	73	83	80	54	29
Februar	733.5	712.4	27	743.8	14	-3.7	3.1	-0.9	-0.6	-14.0	4	11.6	26	85	59	69	71	38	26
März	720.9	707.2	12	732.5	4	2.1	7.7	3.9	4.4	-4.6	6	15.6	31	89	61	75	75	43	25.31
April	722.2	711.6	22	732.7	16	6.8	16.5	10.2	10.9	0.2	5	24.8	16.18	84	42	57	61	30	30
Mai	727.8	716.3	16	736.2	8	11.6	19.6	14.4	15.0	7.0	28	24.4	12.13	76	43	56	58	31	29
Juni	727.0	718.8	5	732.0	18	13.8	21.2	15.6	16.6	9.8	6	27.8	18	81	45	65	64	27	18
Juli	727.3	720.5	20	732.9	26	15.8	23.1	17.7	18.6	12.6	26	30.4	11	81	47	68	65	30	6. 9
August	726.1	719.9	4	731.4	17	13.9	20.4	15.4	16.3	9.6	16	26.6	23	87	51	80	73	38	17.21
September	729.4	718.1	1	734.8	28	12.8	19.4	14.3	15.2	7.2	3	25.0	9	92	55	90	79	42	4
Oktober	729.2	716.0	15	740.0	7	6.7	11.8	7.5	8.4	1.6	18	20.4	2	94	64	91	83	43	11
November	727.2	713.2	6	740.2	27	0.8	5.0	2.4	2.6	-5.0	24	11.0	17	91	70	85	82	48	4
Dezember	723.8	709.6	15	737.5	1	3.7	6.1	4.3	4.6	-1.0	1	13.2	6	93	78	91	87	55	6
Jahr	727.2	707.2	III	743.8	II	7.0	12.9	8.7	9.3	-14.0	II	30.4	VII	87	57	76	73	27	VI

Beznau

$\lambda = 8^{\circ}14'$, $\beta = 47^{\circ}33'$, $H =$ ca. 330 m, $G = -$ mgal, $h_r = 1.5$ m

Januar	—	—	—	—	—	-0.1	1.6	0.6	0.7	-6.6	9	9.2	14	78	68	77	74	46	29
Februar	—	—	—	—	—	-2.7	3.6	-0.3	0.1	-11.4	4	11.8	26	80	56	69	68	28	13
März	—	—	—	—	—	2.2	8.1	4.3	4.7	-5.4	6	16.8	31	81	51	74	69	33	31
April	—	—	—	—	—	6.8	16.6	9.8	10.7	0.0	4	25.4	16	74	35	62	57	19	5
Mai	—	—	—	—	—	11.4	20.1	13.9	14.8	6.8	16	25.8	12	67	37	61	55	23	28.29
Juni	—	—	—	—	—	14.1	21.7	15.7	16.8	9.0	6	29.2	18.24	70	40	68	59	20	18
Juli	—	—	—	—	—	16.1	24.1	17.8	18.9	13.0	4.6.26	30.0	11	70	39	71	60	23	9
August	—	—	—	—	—	14.1	21.1	15.6	16.6	10.4	17	28.0	23	79	44	77	67	32	21
September	—	—	—	—	—	12.8	20.5	14.5	15.6	7.8	3	25.8	S. 9	84	50	82	72	35	4
Oktober	—	—	—	—	—	7.2	12.6	8.2	9.0	0.8	21	22.0	2	83	56	82	74	33	10
November	—	—	—	—	—	1.2	5.9	2.9	3.2	-4.2	3. 26	11.8	17	83	59	77	73	38	22
Dezember	—	—	—	—	—	4.0	6.3	4.2	4.7	-0.4	2	13.8	4	81	70	82	78	54	6
Jahr	—	—	—	—	—	7.2	13.5	8.9	9.6	-11.4	II	30.0	VII	78	50	73	67	19	IV

Beobachter: **A. Ostendorf**

Weissenstein

Bewölkung				Niederschlag			Zahl der Tage								Windverteilung									1934
7^{30}	13^{30}	21^{30}	Mittel	Summe	Maximum	Tag	●	●≥1	✳	▲	⛉	≡	heiter	trüb	N	NE	E	SE	S	SW	W	NW	Calmen	
7.2	7.4	6.8	7.1	185	58	12	17	15	15	—	—	16	7	20	7	24	9	4	1	8	34	6	—	Januar
4.2	4.1	3.8	4.0	20	10	1	3	2	3	—	—	4	11	5	11	28	15	2	2	4	12	10	—	Februar
6.7	8.1	5.8	6.9	139	17	12	16	14	16	—	—	19	4	14	5	15	13	7	4	21	21	7	—	März
5.9	6.0	5.8	5.9	48	16	9	11	8	*5	—	—	4	3	10	5	7	8	11	11	22	20	6	—	April
4.1	5.0	2.2	3.8	33	11	13	8	6	—	—	—	1	12	2	10	39	13	9	2	5	2	13	—	Mai
4.8	6.2	4.9	5.3	179	30	28	13	12	—	1	—	6	6	7	8	32	7	7	9	11	—	14	2	Juni
3.3	5.6	3.9	4.3	117	20	21.22	11	11	—	—	—	1	11	10	10	17	9	9	5	11	6	26	—	Juli
6.4	6.8	4.8	6.0	162	46	3	14	14	—	—	—	14	4	11	17	4	2	15	10	13	10	22	—	August
4.9	6.0	3.8	4.9	113	41	19	7	7	—	—	—	10	9	8	8	11	4	11	16	17	12	11	—	September
5.6	6.0	4.2	5.3	84	23	15	10	9	5	—	—	10	9	9	12	11	—	4	3	16	20	27	—	Oktober
4.8	5.6	3.5	4.6	53	25	5	7	6	5	—	—	12	7	5	10	24	9	6	1	14	9	17	—	November
7.8	7.9	7.3	7.7	125	28	3	11	11	5	—	—	16	1	14	1	2	1	3	6	23	27	30	—	Dezember
5.5	6.2	4.7	5.5	1258	58	I	128	115	54	1	?	113	84	115	104	214	90	88	70	165	173	189	2	Jahr

Beobachter: **T. Bider**

Langenbruck

8.9	7.6	8.4	8.3	106	15	19	18	15	12	—	—	1	3	23	11	4	7	7	6	7	17	20	14	Januar
4.8	4.1	4.3	4.4	21	16	1	4	3	4	—	—	3	10	8	20	7	18	4	6	4	1	8	16	Februar
7.0	7.8	6.5	7.1	80	14	12	15	14	7	—	—	3	5	15	13	1	17	7	4	9	15	10	17	März
5.6	6.1	5.3	5.7	27	12	19	9	6	—	—	2	—	3	7	9	5	10	5	6	3	14	14	24	April
5.5	5.5	4.4	5.1	26	9	13	7	5	—	—	2	—	7	6	10	12	28	9	—	2	6	9	17	Mai
5.9	6.5	6.2	6.2	192	43	25	16	16	—	—	5	1	5	11	14	3	13	4	1	1	6	27	21	Juni
3.6	5.1	4.3	4.3	109	19	25	12	12	—	—	3	1	10	8	3	5	19	1	5	3	16	17	24	Juli
6.9	6.8	6.1	6.6	117	27	3	16	14	—	—	1	2	4	13	12	3	5	8	1	2	23	22	17	August
5.5	5.2	3.9	4.9	91	32	9	10	8	—	—	1	2	9	5	4	4	5	15	11	7	13	6	25	September
6.2	6.3	6.3	6.3	81	24	15	12	10	—	—	—	3	5	15	14	4	10	4	9	6	13	15	18	Oktober
6.7	6.1	5.9	6.2	48	25	7	7	6	2	—	—	5	5	14	12	6	15	16	9	7	6	8	11	November
9.9	9.2	8.3	9.1	82	15	13	18	13	—	—	—	12	—	25	—	—	2	12	3	21	30	9	16	Dezember
6.4	6.4	5.8	6.2	980	43	VI	144	122	25	—	14	33	66	150	122	54	149	92	61	72	160	165	220	Jahr

Beobachter: **H. Amsler-Baumann**

Aarau

9.3	7.8	9.0	8.7	90	14	19	15	13	9	—	—	1	—	23	1	11	11	1	1	4	17	9	38	Januar
6.1	2.9	4.0	4.3	11	6	1	5	3	5	—	—	6	7	3	2	11	15	—	—	1	2	10	43	Februar
6.9	6.0	6.1	6.3	76	14	12	18	13	7	—	—	5	4	11	—	5	19	1	—	12	14	1	41	März
4.9	3.7	4.3	4.3	24	10	19	9	4	—	—	—	1	9	1	2	2	11	4	—	8	14	9	40	April
3.5	4.4	3.1	3.7	23	10	4	6	5	—	—	1	1	7	2	5	13	3	4	2	3	9	16	38	Mai
4.7	4.8	4.8	4.8	152	29	25	16	16	—	1	6	2	4	4	6	8	2	3	—	3	13	14	41	Juni
3.5	3.5	3.0	3.3	94	17	15	12	12	—	—	6	2	14	1	3	11	6	3	—	6	14	10	40	Juli
6.7	5.1	4.2	5.3	98	26	3	16	10	—	1	2	6	3	5	5	4	2	1	2	3	18	17	41	August
8.1	3.9	3.0	5.0	123	44	9	11	8	—	—	2	13	1	3	1	2	6	1	1	2	9	10	58	September
8.5	4.9	4.5	6.0	84	21	15	14	10	2	—	—	12	—	8	3	1	2	2	—	6	22	8	49	Oktober
7.5	5.8	6.1	6.5	30	13	8	9	6	1	—	—	12	5	15	1	2	21	5	2	6	9	3	41	November
9.5	7.2	8.3	8.3	59	15	3	16	12	—	—	—	14	—	20	—	1	3	4	—	5	19	2	59	Dezember
6.6	5.0	5.0	5.5	864	44	IX	147	112	24	2	17	75	54	96	29	71	101	29	8	59	160	109	529	Jahr

Beobachter: **U. Schifferli**

Beznau

9.6	9.3	9.7	9.5	89	15	17	15	13	5	—	—	6	—	27	4	9	5	4	40	4	4	2	21	Januar
6.8	4.3	4.6	5.2	6	2	27.28	3	3	3	—	—	7	6	7	5	9	5	8	17	—	3	1	36	Februar
7.9	7.2	7.0	7.4	84	15	7	16	13	4	—	—	4	1	18	7	3	7	13	23	1	5	4	30	März
6.3	4.5	4.5	5.1	25	10	19	9	4	—	—	—	4	6	4	7	6	8	8	20	1	2	3	35	April
5.3	5.2	3.9	4.8	26	17	4	6	6	—	—	—	2	5	4	19	2	4	7	5	1	7	5	43	Mai
5.8	6.2	5.9	6.0	172	46	25	16	14	—	—	6	3	3	8	13	4	2	7	13	1	8	6	36	Juni
4.9	4.1	4.3	4.4	55	16	24	11	10	—	—	4	4	7	5	6	6	1	4	24	1	9	2	40	Juli
8.6	6.2	5.5	6.8	97	25	3	13	10	—	—	3	11	—	11	6	—	2	14	13	2	7	8	41	August
9.5	4.6	3.7	5.9	79	45	9	10	7	—	—	1	19	—	7	5	1	1	8	9	—	5	4	57	September
9.2	5.8	6.9	7.3	74	19	15	12	11	2	—	—	17	—	13	3	1	3	13	29	1	4	2	37	Oktober
8.6	6.7	7.1	7.5	33	10	7	6	5	—	—	1	15	1	17	10	5	7	8	14	1	1	4	40	November
10.0	8.9	9.4	9.4	73	17	3	16	13	—	—	—	14	—	27	—	—	2	17	23	—	—	3	48	Dezember
7.7	6.1	6.0	6.6	813	46	VI	133	109	14	—	15	106	29	148	85	46	47	111	230	13	55	44	464	Jahr

Jura

Unter-Hallau

$\lambda = 8^{\circ}\,27'$, $\beta = 47^{\circ}\,42'$, $H_b = 449.5^{m}$, $G = 0.10\ ^{m}/_{m}$, $h_r = 1.3^{m}$

1934	Luftdruck					Luft-Temperatur								Relative Feuchtigkeit					
	Mittel	Minimum	Tag	Maximum	Tag	7^{30}	13^{30}	21^{30}	Mittel	Minimum	Tag	Maximum	Tag	7^{30}	13^{30}	21^{30}	Mittel	Minimum	Tag
Januar	728.1	713.1	14	736.6	6	−0.9	1.1	−0.3	−0.1	−9.6	8	8.6	18	88	78	86	84	64	20
Februar	729.5	708.7	27	740.0	14	−2.7	3.7	0.4	0.4	−10.7	3	10.6	26	83	61	73	72	42	4
März	717.0	703.1	12	728.6	4	1.9	8.1	4.4	4.7	−5.5	6	16.8	31	88	62	78	76	42	27.31
April	718.4	707.2	22	729.1	15	7.8	16.0	11.1	11.5	0.0	5	25.0	17	80	46	63	63	28	4
Mai	723.9	712.6	16	733.1	8	12.1	20.0	14.5	15.3	7.6	27	25.1	11	75	47	64	62	33	15
Juni	723.1	715.2	5	728.0	18	14.4	20.6	15.9	16.7	9.8	6	28.0	24	77	51	70	66	32	18
Juli	723.5	717.1	20	728.7	26	16.8	23.6	18.3	19.2	12.7	26	30.2	11	78	50	70	66	33	19
August	722.3	716.0	4	727.1	17	14.2	20.6	15.8	16.6	9.5	16	27.0	23	87	56	80	74	35	20
September	725.6	714.7	1	730.8	28	12.3	19.6	14.7	15.3	6.0	3	24.4	8	92	61	88	80	43	3
Oktober	725.1	712.4	15	736.1	7	6.5	12.1	8.1	8.7	1.0	21	20.9	2	95	68	90	84	44	10
November	723.2	709.1	6	736.2	27	0.8	6.2	2.8	3.2	−4.6	2	11.1	16	90	70	83	81	38	22
Dezember	719.7	705.7	15	733.3	1	3.4	5.7	3.8	4.2	−1.5	2	13.1	6	95	83	92	90	67	4.6.11
Jahr	723.3	703.1	III	740.0	II	7.2	13.1	9.1	9.6	−10.7	II	30.2	VII	86	61	78	75	28	IV

Lohn

$\lambda = 8^{\circ}\,40'$, $\beta = 47^{\circ}\,45'$, $H_b = $ ca. 643^{m}, $G = 0.08\ ^{m}/_{m}$, $h_r = 1.6^{m}$

Januar	710.6	696.2	14	718.8	6	−2.4	−0.7	−1.7	−1.6	−10.5	9	6.6	18	94	88	93	92	68	20.29
Februar	712.1	691.5	27	722.2	14	−2.6	2.3	−0.3	−0.2	−12.1	3	9.3	25	85	65	75	75	43	4
März	700.2	686.6	12	711.2	4	1.4	6.1	3.2	3.5	−4.0	6	14.5	31	89	70	81	80	44	19
April	702.0	691.1	22	712.8	16	8.0	13.9	10.2	10.6	−0.1	5	24.0	16	79	54	62	65	33	16
Mai	707.5	696.3	3	715.3	8	12.9	18.0	13.1	14.3	6.1	9	22.6	11	70	53	66	63	38	28
Juni	706.9	698.8	5	711.9	9	15.7	19.5	15.4	16.5	9.2	6	27.8	18	74	54	70	66	25	17
Juli	707.4	701.7	20	711.9	16	17.5	22.1	17.5	18.6	13.0	4. 25	27.2	10	73	54	71	66	33	9
August	706.0	699.3	4	711.1	15	14.9	18.8	15.2	16.0	9.5	30	25.1	23	85	66	80	77	44	20
September	709.2	698.7	1	714.3	27	13.3	17.9	14.9	15.2	8.6	2	23.3	8	92	69	82	81	50	22
Oktober	708.3	695.2	15	718.6	7	6.8	10.5	8.0	8.3	0.5	16	19.9	1	96	77	88	87	42	10
November	706.2	692.6	6	718.6	27	0.7	4.5	2.2	2.4	−3.1	2	8.9	5. 10	92	77	86	85	56	10.23
Dezember	702.9	689.0	15	715.4	1	2.3	4.1	2.9	3.0	−3.3	2	10.5	6	95	92	95	94	65	10
Jahr	706.6	686.6	III	722.2	II	7.4	11.4	8.4	8.9	−12.1	II	27.8	VI	85	68	79	77	25	VI

Oberes Aare- u. Saanegebiet

Bern

$\lambda = 7^{\circ}\,26'$, $\beta = 46^{\circ}\,57'$, $H_b = 572.2^{m}$, $G = 0.05\ ^{m}/_{m}$, $h_r = 1.5^{m}$

Januar	717.0	703.5	14	724.7	6	−2.2	0.4	−1.3	−1.1	−11.4	9	6.4	18.19	90	81	87	86	61	4
Februar	717.8	697.6	27	728.5	14	−3.1	2.9	−0.4	−0.2	−11.2	4	9.0	26	83	66	73	74	47	23
März	706.0	692.8	17	716.9	4	1.4	6.2	3.6	3.7	−4.0	6	12.7	31	85	69	77	77	50	6
April	707.5	697.4	22	718.3	15	7.0	14.7	10.5	10.7	−0.1	4	22.8	16	82	51	68	67	30	8
Mai	713.0	702.3	16	721.0	22	11.2	18.4	14.2	14.5	8.2	27	24.2	12	83	53	68	68	22	29
Juni	712.5	703.7	5	717.6	18	13.5	20.0	15.7	16.2	9.0	6	28.0	18	84	53	72	70	26	17
Juli	713.0	706.2	20	718.4	26	15.6	22.6	18.2	18.6	10.8	26	29.2	11	82	56	73	70	35	8
August	711.7	705.8	4	716.1	16.17	13.6	19.7	15.5	16.1	8.9	16	26.2	22.23	88	59	84	77	32	20
September	714.9	703.8	1	720.1	28	11.8	19.6	14.5	15.1	6.8	3	25.2	8	90	63	85	79	52	7
Oktober	714.5	701.7	15	724.2	7	5.7	11.8	8.0	8.4	1.2	22	20.6	1	90	72	85	82	43	11
November	711.8	698.4	6	724.4	27	0.7	4.5	2.6	2.6	−3.6	3	9.8	17	90	80	85	85	56	2. 4
Dezember	708.9	695.2	15	722.1	1	2.7	5.8	3.9	4.1	−3.3	2	12.3	6	90	84	87	87	64	6
Jahr	712.4	692.8	IH	728.5	II	6.5	12.2	8.8	9.1	−11.4	I	29.2	VII	86	66	79	77	22	V

Freiburg

$\lambda = 7^{\circ}\,9'$, $\beta = 46^{\circ}\,47'$, $H_b = 670^{m}$, $G = -\ ^{m}/_{m}$, $h_r = 1.6^{m}$

Januar	—	—	—	—	—	−2.9	−0.2	−1.8	−1.7	−11.7	8	7.8	18	95	86	94	92	59	12
Februar	—	—	—	—	—	−3.4	2.8	−0.9	−0.6	−11.8	3	9.2	26	98	95	96	96	87	27
März	—	—	—	—	—	1.0	5.7	3.2	3.3	−4.2	6	13.2	31	96	88	92	92	71	8
April	—	—	—	—	—	7.1	13.8	9.5	10.0	0.3	4	22.1	16	78	54	68	67	39	8
Mai	—	—	—	—	—	11.0	18.0	13.2	13.9	7.5	8. 17	23.0	12	77	49	66	64	34	28.29
Juni	—	—	—	—	—	13.4	19.6	15.0	15.8	8.1	6	28.2	19	77	50	69	65	33	11
Juli	—	—	—	—	—	15.9	22.0	17.5	18.2	10.7	26	29.0	11	76	52	69	66	38	11
August	—	—	—	—	—	13.7	18.8	14.8	15.5	9.6	31	25.2	22	80	57	78	72	41	17
September	—	—	—	—	—	12.1	19.0	14.2	14.9	6.9	3	24.0	8	82	58	82	74	46	27
Oktober	—	—	—	—	—	6.0	11.7	7.7	8.3	0.8	16	21.0	1	84	65	83	77	43	11
November	—	—	—	—	—	−0.3	4.0	1.5	1.7	−5.0	24	10.6	17	93	73	88	85	42	2
Dezember	—	—	—	—	—	2.5	5.6	3.9	4.0	−4.6	2	13.0	6	87	73	86	82	38	2
Jahr	—	—	—	—	—	6.3	11.7	8.2	8.6	−11.8	II	29.0	VII	85	67	81	78	33	VI

Jura

Beobachter: **Hs. Huber-Rupli** — **Unter-Hallau**

Bewölkung				Niederschlag			Zahl der Tage								Windverteilung									1934
7^{30}	13^{30}	21^{30}	Mittel	Summe	Maximum	Tag	● *	●* ≧1.0	*	▲	🌂	≡	heiter	trüb	N	NE	E	SE	S	SW	W	NW	Calmen	
9.9	9.1	9.2	9.4	65	11	17	13	10	7	—	—	7	—	28	5	12	1	—	3	18	—	1	53	Januar
5.9	3.3	3.4	4.2	3	1	1	3	1	3	—	—	3	8	5	8	16	—	—	—	14	—	1	45	Februar
7.3	6.9	6.3	6.8	76	13	7	14	13	4	—	—	1	3	15	13	13	—	4	1	37	1	1	23	März
5.6	4.0	4.1	4.6	28	20	19	5	4	—	—	1	1	7	5	9	2	3	3	7	20	4	—	42	April
4.0	5.0	3.6	4.2	18	12	4	4	3	—	—	1	—	8	4	16	10	—	7	4	13	1	1	41	Mai
5.0	5.9	5.6	5.5	111	21	28	14	12	—	—	4	1	5	6	6	8	—	3	3	16	1	1	52	Juni
4.1	4.1	4.0	4.1	47	14	24	9	9	—	—	1	2	13	6	4	7	1	7	3	26	1	1	43	Juli
6.4	5.6	5.4	5.8	86	27	3	15	11	—	1	2	1	3	10	2	2	—	3	3	25	1	1	56	August
7.8	4.4	3.7	5.3	98	36	9	7	7	—	—	1	8	3	6	2	1	—	1	3	15	1	2	65	September
7.6	5.9	5.5	6.3	54	12	15	13	11	2	—	—	12	1	11	—	—	—	4	2	25	1	3	58	Oktober
7.4	6.4	6.3	6.7	36	18	7	5	5	1	—	—	9	5	12	4	13	4	—	—	9	1	—	59	November
9.9	9.0	8.4	9.1	55	17	3	15	11	1	—	—	12	—	25	4	2	—	2	—	17	—	—	68	Dezember
6.7	5.8	5.5	6.0	677	36	IX	117	97	18	1	10	57	56	133	73	86	9	34	29	235	12	12	605	Jahr

Beobachter: **A. Läuchli** — **Lohn**

9.9	9.3	9.5	9.6	55	9	15	13	11	9	—	—	10	—	27	--	4	14	5	—	19	29	1	21	Januar
5.2	4.7	4.5	4.8	8	5	1	2	2	2	—	—	1	10	7	3	14	15	2	2	13	9	1	25	Februar
7.4	7.8	6.3	7.2	56	11	7	16	11	8	—	—	3	1	16	—	5	13	8	—	22	24	—	21	März
5.9	5.1	4.5	5.2	35	16	19	5	4	—	—	1	—	4	4	4	5	6	2	10	17	9	5	32	April
4.6	5.9	5.4	5.3	21	10	4	6	3	—	1	3	1	3	7	1	7	5	12	5	12	16	4	31	Mai
5.1	6.4	6.4	6.0	83	16	20	15	14	—	—	5	—	5	9	1	2	5	6	6	3	22	—	45	Juni
3.9	4.9	4.3	4.4	69	21	15	11	10	—	—	5	2	10	8	3	3	3	8	5	16	12	—	43	Juli
6.1	6.5	5.5	6.0	123	25	3	15	11	—	—	3	1	5	10	—	2	2	2	3	16	17	2	49	August
6.4	4.6	4.0	5.0	76	32	9	9	8	—	—	3	7	6	7	1	3	2	2	2	3	11	3	63	September
6.2	6.3	6.3	6.3	63	15	15	12	10	4	—	—	4	3	11	—	3	2	2	2	17	32	2	33	Oktober
6.6	6.4	6.7	6.6	26	9	7	6	6	1	—	—	6	5	10	—	10	8	2	3	7	16	2	42	November
9.6	8.5	9.1	9.1	43	13	3	15	9	1	—	—	17	—	25	—	1	2	2	1	32	10	1	44	Dezember
6.4	6.4	6.0	6.3	658	32	IX	125	99	25	1	20	52	52	141	13	59	77	53	39	177	207	21	449	Jahr

Oberes Aare- u. Saanegebiet

Beobachter: **Tellur. Observatorium** — **Bern**

9.4	8.0	8.6	8.7	49	11	12	14	10	8	—	—	11	1	24	1	17	3	4	3	4	9	1	51	Januar
5.0	3.5	2.4	3.6	5	2	1	4	2	4	—	—	3	10	4	2	19	1	3	1	1	1	—	56	Februar
7.0	7.5	6.2	6.9	67	14	12	14	11	9	—	—	7	5	17	1	14	1	1	2	7	6	—	61	März
6.3	5.5	5.9	5.9	35	13	8	11	6	—	—	1	1	3	9	2	10	1	—	—	8	11	1	57	April
4.3	5.3	4.1	4.6	20	7	4	8	6	—	—	2	1	7	5	2	17	6	1	1	3	1	2	60	Mai
4.7	5.2	6.1	5.3	189	51	28	15	13	—	1	8	—	7	10	2	10	2	9	1	2	12	2	50	Juni
3.5	4.5	4.3	4.1	88	21	14	13	9	—	—	5	—	11	8	3	20	4	10	7	8	12	1	28	Juli
6.4	6.3	6.3	6.3	144	30	2	14	12	—	—	2	—	3	13	1	11	2	7	11	9	19	1	32	August
4.8	4.8	3.2	4.3	58	32	9	7	6	—	—	2	5	8	6	4	16	1	11	1	7	5	1	44	September
6.7	5.1	4.8	5.5	92	23	15	11	11	1	—	1	8	6	10	2	9	1	7	2	6	10	2	54	Oktober
7.1	6.5	7.4	7.0	44	21	7	6	6	3	—	—	10	3	14	—	20	2	8	3	3	9	3	42	November
9.5	8.5	7.8	8.6	59	15	3	16	12	—	—	—	17	—	21	—	1	—	9	6	4	5	2	66	Dezember
6.2	5.9	5.6	5.9	850	51	VI	133	104	25	1	21	63	64	141	20	164	24	70	38	62	100	16	601	Jahr

Beobachter: Frau **P. Gockel** — **Freiburg**

9.3	7.8	8.5	8.5	65	14	19	10	10	7	—	—	—	—	23	1	17	1	—	—	20	9	3	42	Januar
5.7	3.6	2.8	4.0	4	2	27	3	3	3	—	—	—	8	5	5	26	2	1	1	16	4	3	26	Februar
6.5	8.0	6.8	7.1	85	18	12	13	11	10	—	—	—	4	17	1	17	2	—	2	30	10	3	28	März
6.7	5.9	6.6	6.4	25	8	3	9	7	—	1	2	—	2	8	9	9	1	—	—	27	12	8	24	April
4.5	5.9	4.4	4.9	31	7	16	9	7	—	1	3	—	6	6	13	26	4	2	3	18	10	10	7	Mai
5.3	5.8	6.2	5.8	171	33	28	15	15	—	—	7	—	7	11	10	14	3	2	2	21	15	14	9	Juni
4.0	4.5	4.1	4.2	105	26	14	11	10	—	—	8	—	11	6	6	26	2	1	5	26	15	5	7	Juli
6.3	6.1	5.6	6.0	120	23	3	13	13	—	—	2	—	3	10	8	7	1	—	2	13	41	6	15	August
5.4	4.9	3.9	4.7	76	47	9	7	7	—	—	2	—	9	6	9	3	2	—	—	43	14	10	9	September
5.5	6.0	4.7	5.4	74	20	15	12	9	2	—	2	—	7	11	3	5	—	1	2	35	13	14	20	Oktober
7.3	7.2	7.0	7.2	61	29	7	7	7	3	—	—	2	2	14	4	14	3	2	1	27	6	3	30	November
8.6	8.5	8.5	8.5	65	13	20	16	13	—	—	—	6	—	22	—	—	—	—	2	24	12	1	54	Dezember
6.3	6.2	5.9	6.1	882	47	IX	125	112	25	2	26	8	59	139	69	164	21	9	20	300	161	80	271	Jahr

Oberes Aare- u. Saane-gebiet

Langnau i. E.

$\lambda = 7^{\circ}47'$, $\beta = 46^{\circ}56'$, $H = 685^{m}$, $G = -$ ‰, $h_r = 1.6^{m}$

1934	Luftdruck					Luft-Temperatur								Relative Feuchtigkeit					
	Mittel	Minimum	Tag	Maximum	Tag	7^{30}	13^{30}	21^{30}	Mittel	Minimum	Tag	Maximum	Tag	7^{30}	13^{30}	21^{30}	Mittel	Minimum	Tag
Januar	—	—	—	—	—	−3.7	0.5	−2.6	−2.1	−14.4	10	5.4	19	91	74	93	86	55	28
Februar	—	—	—	—	—	−4.9	3.1	−2.9	−1.9	−17.0	4	9.4	24	92	58	88	79	30	12
März	—	—	—	—	—	0.4	6.5	2.0	2.7	−8.4	5	14.8	31	95	65	94	85	42	6
April	—	—	—	—	—	6.8	14.8	8.2	9.5	1.6	4	23.8	17	88	51	88	76	31	10
Mai	—	—	—	—	—	11.5	18.2	11.5	13.2	7.0	9	23.4	12.22	82	52	84	73	30	29
Juni	—	—	—	—	—	13.6	19.2	13.3	14.8	8.0	6	27.3	19	79	53	87	73	30	18
Juli	—	—	—	—	—	16.1	22.3	15.9	17.6	11.2	25	29.0	11	80	53	87	73	35	11
August	—	—	—	—	—	13.5	19.4	13.7	15.1	8.7	31	26.1	23	90	55	93	79	37	21.23
September	—	—	—	—	—	11.5	20.0	12.8	14.3	6.4	3	26.2	8	96	54	96	82	34	3
Oktober	—	—	—	—	—	5.3	12.4	6.5	7.7	0.2	19	20.5	2	98	64	96	86	43	10.19
November	—	—	—	—	—	−0.7	4.6	0.8	1.4	−6.8	2	9.7	17	97	78	96	90	53	3
Dezember	—	—	—	—	—	1.7	6.1	2.7	3.3	−5.0	1	12.0	6	99	80	98	92	62	6
Jahr	—	—	—	—	—	5.9	12.3	6.8	8.0	−17.0	II	29.0	VII	91	61	92	81	30	II/V VI

Adelboden

$\lambda = 7^{\circ}35'$, $\beta = 46^{\circ}30'$, $H =$ ca. 1365^{m}, $G = -$ ‰, $h_r = 1.5^{m}$

Januar	—	—	—	—	—	−4.0	−0.5	−3.3	−2.8	−10.4	3	7.2	18	61	54	64	60	30	11
Februar	—	—	—	—	—	−3.7	2.6	−3.0	−1.8	−11.8	2	8.1	25	59	43	63	55	26	12
März	—	—	—	—	—	−1.2	4.0	0.5	0.9	−9.0	6	9.8	30	69	51	77	66	31	11.19
April	—	—	—	—	—	4.7	10.2	6.3	6.9	−1.0	10	19.4	17	67	47	70	61	29	6.17 27
Mai	—	—	—	—	—	9.5	13.6	9.8	10.7	3.4	17	19.2	12	66	52	70	63	28	28
Juni	—	—	—	—	—	10.7	14.9	11.5	12.1	4.8	29	23.8	19	67	53	69	63	29	19.23
Juli	—	—	—	—	—	13.3	18.0	14.4	15.0	7.2	25	24.5	11	62	53	67	61	35	10.11
August	—	—	—	—	—	10.9	15.0	11.9	12.4	6.0	31	20.2	23	75	56	77	69	39	16
September	—	—	—	—	—	9.5	15.4	11.7	12.1	1.4	3	21.8	8	71	51	75	66	30	8
Oktober	—	—	—	—	—	3.4	9.2	4.7	5.5	−3.5	16	16.1	2	67	47	75	63	25	7
November	—	—	—	—	—	−0.1	4.6	0.8	1.5	−10.0	2	11.2	5	65	48	70	61	28	26
Dezember	—	—	—	—	—	0.9	4.2	1.9	2.2	−6.2	22	11.8	10	66	52	71	63	26	28
Jahr	—	—	—	—	—	4.5	9.3	5.6	6.2	−11.8	II	24.5	VII	66	51	71	63	25	X

St. Beatenberg

$\lambda = 7^{\circ}48'$, $\beta = 46^{\circ}41'$, $H_b = 1148^{m}$, $G = -0.05$ ‰, $h_r = 1.1^{m}$

Januar	667.4	656.8	14	674.6	6	−2.8	−0.4	−2.3	−2.0	−7.6	24	4.6	18	71	70	73	71	35	12
Februar	667.7	649.5	27	678.6	14	−2.2	1.8	−2.2	−1.2	−14.2	2	8.4	23	63	57	63	61	32	23
März	657.7	646.2	12	667.2	4	−0.1	3.3	−0.2	0.7	−7.0	5	11.3	30	77	70	79	75	43	18
April	660.5	651.0	22	670.9	15.16	6.0	11.5	6.1	7.4	1.2	10	19.0	16	72	55	70	66	37	8
Mai	665.7	656.6	16	673.5	21	9.9	15.0	9.3	10.9	4.2	9	20.0	23	72	62	74	69	32	10
Juni	665.6	657.1	5	670.8	18	11.3	15.1	10.6	11.9	6.5	5, 29 12	22.6	18	78	69	77	75	42	18
Juli	666.6	661.4	21	670.8	26	14.4	18.9	13.9	15.3	8.6	15.25	25.0	11	74	64	77	72	46	12
August	665.1	659.0	4	671.9	18	11.7	15.6	11.2	12.4	5.3	31	21.6	21.23	83	70	82	78	52	23
September	668.1	656.7	1	673.0	27	11.0	16.1	11.5	12.5	4.8	2	22.4	8	81	66	83	77	44	8
Oktober	666.7	655.1	15	675.5	6	5.4	9.5	5.6	6.5	−2.8	16	17.3	2	74	67	77	73	48	24
November	663.3	651.0	6	674.4	27.28	0.5	3.8	1.4	1.8	−8.2	2	9.4	4	72	66	69	69	36	29
Dezember	661.0	648.3	15	672.8	30	1.7	4.8	2.5	2.9	−3.8	22	9.6	4. 10	73	68	74	72	35	2. 28
Jahr	664.6	646.2	III	678.6	II	5.6	9.6	5.6	6.6	−14.2	II	25.0	VII	74	65	75	71	32	II/V

Interlaken (Unterseen)

$\lambda = 7^{\circ}51'$, $\beta = 46^{\circ}42'$, $H_b = 594.7^{m}$, $G = 0.04$ ‰, $h_r = 1.5^{m}$

Januar	715.1	702.6	14	722.9	6	−1.7	1.4	−1.0	−0.6	−6.4	7	9.2	26	88	72	86	82	50	15
Februar	715.9	693.7	27	726.7	14	−3.1	2.7	−1.2	−0.7	−9.8	3	9.4	25	87	63	79	76	45	24
März	704.2	690.5	12	714.7	4	1.3	6.9	3.1	3.6	−4.8	6	14.4	31	86	61	80	76	25	19
April	705.8	695.0	22	716.5	15.16	7.6	14.5	9.7	10.4	2.4	4	22.4	16	79	52	69	67	34	8
Mai	711.4	700.6	16	719.4	22	11.1	18.5	12.8	13.8	7.0	17	23.8	24	79	50	73	67	10	27
Juni	710.9	701.6	5	716.0	18	13.3	18.9	14.1	15.1	4.6	7	26.2	18	80	54	76	70	33	10
Juli	711.5	705.9	22	716.9	26	15.3	21.3	16.7	17.5	9.6	26	28.6	11	82	53	78	71	43	11
August	710.2	703.8	4	714.8	16.17	13.6	19.6	14.3	15.5	6.5	30	25.6	23	84	54	82	73	40	17.18
September	—	—	—	—	—	—	—	—	—	—	—	—	—	—	—	—	—	—	—
Oktober	—	—	—	—	—	—	—	—	—	—	—	—	—	—	—	—	—	—	—
November	—	—	—	—	—	—	—	—	—	—	—	—	—	—	—	—	—	—	—
Dezember	—	—	—	—	—	—	—	—	—	—	—	—	—	—	—	—	—	—	—
Jahr	—	—	—	—	—	—	—	—	—	—	—	—	—	—	—	—	—	—	—

Beobachter: Frl. **R. Zbinden**

Langnau i. E.

Oberes Aare- u. Saanegebiet

Bewölkung				Niederschlag			Zahl der Tage							Windverteilung								1934
7^{30}	13^{30}	21^{30}	Mittel	Summe	Maximum	Tag	❄	≧L0	✳	▲	K	≡	heiter	trüb	N	NE	E	SE	S	SW	W	NW	Calmen	
7.7	7.4	7.2	7.4	94	15	5	14	13	12	—	—	1	5	21	—	2	45	—	2	3	18	—	23	Januar
4.5	3.8	2.9	3.7	7	4	1	4	2	4	—	—	—	13	5	—	8	39	10	3	4	12	—	8	Februar
7.5	8.2	7.3	7.7	95	22	12	15	12	12	—	—	1	3	20	3	—	31	4	1	3	23	1	27	März
6.5	7.7	5.9	6.7	43	16	12	11	6	—	—	2	—	1	12	1	5	15	1	1	11	27	2	27	April
5.6	7.2	4.8	5.9	53	15	3	10	6	—	—	1	—	4	9	2	—	26	—	—	5	15	1	44	Mai
5.4	7.2	6.1	6.2	169	50	28	17	13	—	—	1	1	7	13	2	6	3	—	—	4	3	1	71	Juni
3.5	5.6	4.4	4.5	155	38	14	12	11	—	—	7	—	13	8	—	3	8	1	—	12	4	1	64	Juli
7.3	7.1	5.8	6.7	140	26	2	16	15	—	—	1	—	3	15	3	2	19	6	3	6	15	5	34	August
5.0	5.1	3.4	4.5	78	43	9	7	6	—	—	3	—	9	8	1	1	26	2	—	2	11	1	46	September
6.2	6.0	5.7	6.0	106	34	15	11	9	4	—	1	—	5	14	—	6	26	3	5	7	18	1	27	Oktober
6.9	7.1	6.9	7.0	44	15	7	6	5	3	—	—	3	2	15	—	7	39	6	2	9	8	—	19	November
7.9	8.7	7.9	8.2	68	17	3	17	14	1	—	—	1	—	17	1	—	25	2	7	5	18	3	32	Dezember
6.2	6.8	5.7	6.2	1052	50	VI	140	112	36	—	16	7	65	157	13	40	302	35	24	71	172	16	422	Jahr

Beobachter: **G. Gyger-Spori**

Adelboden

6.3	5.0	5.7	5.7	57	9	13	14	14	12	—	—	4	8	14	42	—	—	—	—	4	22	—	25	Januar
2.5	2.5	1.7	2.2	7	4	28	2	2	2	—	—	2	18	3	42	—	—	—	—	2	3	—	37	Februar
6.3	7.3	6.8	6.8	97	34	7	10	10	9	—	—	4	4	13	48	—	—	—	—	1	18	—	26	März
4.7	5.7	5.7	5.4	40	18	22	6	6	4	—	—	4	8	9	35	—	—	—	—	14	7	—	34	April
5.1	6.1	5.0	5.4	59	14	12	8	8	—	—	1	5	6	8	49	—	—	4	—	3	8	—	29	Mai
4.5	6.4	6.2	5.7	*180	48	28	*18	*18	—	—	1	5	7	9	43	1	—	—	—	5	16	2	23	Juni
3.2	5.1	5.3	4.5	97	?	—	9	9	—	—	1	2	11	6	40	—	—	—	—	3	25	—	25	Juli
6.8	7.0	7.1	7.0	163	30	3	16	16	—	—	1	8	4	17	56	—	—	—	—	1	9	—	27	August
2.4	4.1	5.2	3.9	73	32	5	7	7	—	—	2	3	11	3	54	—	—	—	—	2	1	—	33	September
4.8	4.8	4.2	4.6	101	39	15	8	8	6	—	—	5	13	8	46	—	—	—	—	2	21	—	24	Oktober
5.1	4.6	4.4	4.7	35	*12	8	5	5	2	—	—	5	12	10	49	—	—	—	—	8	12	—	21	November
6.7	6.3	5.8	6.3	64	10	3	11	11	7	—	—	1	6	14	31	—	—	—	—	9	23	—	30	Dezember
4.9	5.4	5.3	5.2	?973	48	VI	?114	?114	42	—	6	48	108	114	535	1	—	4	—	54	165	2	334	Jahr

Beobachter: **Fr. Rupp**

St. Beatenberg

7.4	7.0	6.3	6.9	110	15	5	14	14	13	—	—	7	5	17	2	2	—	3	—	2	—	20	64	Januar
4.1	3.0	2.3	3.1	14	9	28	4	2	4	—	—	5	14	4	—	—	—	1	—	1	—	17	65	Februar
7.4	7.3	7.2	7.3	84	15	12	16	14	12	—	—	11	1	13	—	—	—	3	2	—	—	7	81	März
6.3	6.8	6.7	6.6	59	17	22	9	8	3	—	1	5	1	7	—	—	—	5	1	3	—	17	64	April
6.0	5.8	5.4	5.7	87	25	4	13	11	—	—	2	5	6	10	—	—	3	7	1	1	2	17	62	Mai
5.4	7.2	6.2	6.3	234	41	28	19	19	—	—	9	5	3	10	—	—	—	4	2	3	1	20	60	Juni
3.6	5.8	5.0	4.8	175	45	22	12	11	—	—	7	4	10	8	—	2	1	4	2	1	—	16	67	Juli
6.9	7.0	6.5	6.8	173	27	4	19	17	—	—	3	7	3	12	—	—	—	3	—	1	—	15	74	August
3.9	4.9	4.1	4.3	110	49	9	10	8	—	—	2	—	8	4	—	—	—	1	—	—	1	17	71	September
4.9	5.5	5.5	5.3	121	47	15	10	9	4	—	—	8	7	10	—	—	—	2	1	1	2	21	66	Oktober
5.6	5.4	5.6	5.3	37	11	10	9	7	5	—	—	6	10	10	—	—	—	4	—	22	2	2	60	November
7.0	7.5	6.7	7.1	107	25	15	14	13	4	—	—	2	2	11	1	—	—	2	—	1	1	24	64	Dezember
5.7	6.1	5.6	5.8	1311	49	IX	149	133	45	—	24	65	70	116	3	4	4	39	9	36	9	193	798	Jahr

Beobachter: **U. Fuchs**

Interlaken (Unterseen)

9.1	8.1	8.7	8.6	85	14	28	14	13	13	—	—	5	1	21	15	4	41	1	1	1	5	9	16	Januar
5.8	3.4	2.9	4.0	8	5	28	2	2	2	—	—	1	9	4	1	3	22	3	1	1	11	8	34	Februar
7.4	6.9	7.1	7.1	79	15	7. 10	13	13	7	—	—	1	2	15	6	3	25	2	—	—	13	14	30	März
5.4	5.3	6.3	5.7	45	16	23	8	6	—	—	1	—	4	7	9	3	22	1	—	1	7	30	17	April
5.5	4.9	4.6	5.0	103	29	3	11	9	—	2	2	—	7	6	6	4	18	—	1	2	2	25	35	Mai
4.9	6.1	6.8	5.9	189	32	5	18	17	—	—	2	—	8	12	20	7	22	1	—	1	7	17	15	Juni
2.6	4.2	4.7	3.8	120	22	14	12	11	—	—	2	—	15	5	14	9	14	2	1	1	3	25	24	Juli
6.4	5.6	6.8	6.3	143	25	3	20	16	—	—	1	—	4	11	16	11	34	—	—	—	1	22	9	August
—	—	—	—	—	—	—	—	—	—	—	—	—	—	—	—	—	—	—	—	—	—	—	—	September
—	—	—	—	—	—	—	—	—	—	—	—	—	—	—	—	—	—	—	—	—	—	—	—	Oktober
—	—	—	—	—	—	—	—	—	—	—	—	—	—	—	—	—	—	—	—	—	—	—	—	November
—	—	—	—	—	—	—	—	—	—	—	—	—	—	—	—	—	—	—	—	—	—	—	—	Dezember
—	—	—	—	—	—	—	—	—	—	—	—	—	—	—	—	—	—	—	—	—	—	—	—	Jahr

Oberes Aare- u. Saanegebiet

Meiringen

$\lambda = 8^{\circ}12'$, $\beta = 46^{\circ}44'$, $H_b = 604.7^{m}$, $G = 0.03\ ^{m}/_{m}$, $h_r = 1.6^{m}$

1934	Luftdruck					Luft-Temperatur							Relative Feuchtigkeit					
	Mittel	Minimum	Tag	Maximum	Tag	7^{30}	13^{30}	21^{30}	Mittel	Minimum	Tag	Maximum	Tag	7^{30}	13^{30}	21^{30}	Mittel	Minimum	Tag
Januar	714.3	702.1	12	721.7	6	−3.2	−0.3	−2.8	−2.3	−12.8	11	5.0	19	94	86	96	92	50	4. 30
Februar	715.0	694.0	27	725.8	14	−5.2	2.2	−2.1	−1.8	−13.7	4	8.5	27	93	55	82	77	26	27
März	703.3	689.4	12	713.8	4	0.9	6.8	3.8	3.8	−6.8	6	14.6	31	93	63	79	78	22	20
April	704.8	694.1	22	716.0	15	7.6	15.6	11.8	11.7	1.2	6	26.4	17	81	35	49	55	13	17
Mai	710.3	699.2	16	718.5	22	11.7	18.5	14.7	14.9	7.6	5	22.8	23	87	45	68	66	20	1
Juni	710.0	701.3	5	714.7	9	13.3	18.7	15.2	15.6	9.8	5. 6	25.4	19	91	55	78	75	23	8
Juli	710.5	704.4	21	716.3	26	15.5	21.6	17.6	18.1	10.6	26	26.8	10	94	58	83	78	35	8
August	709.4	703.0	4	714.2	17	13.3	18.6	15.1	15.5	8.3	31	24.6	23	99	68	94	87	34	20
September	712.5	700.9	1	718.2	28	11.2	18.9	14.3	14.7	5.4	3	23.7	8	99	62	94	85	31	3
Oktober	712.0	700.4	31	721.9	7	4.5	12.5	7.4	8.0	−0.7	19	19.8	1	96	61	93	83	28	15
November	709.0	695.1	10	721.3	27	1.7	6.2	3.2	3.6	−5.3	29	16.0	5	86	63	81	77	13	16
Dezember	706.5	692.2	15	719.2	1	1.3	5.0	2.5	2.8	−5.4	2	15.2	10	97	92	96	95	23	10
Jahr	709.8	689.4	III	725.8	II	6.0	12.0	8.4	8.7	−13.7	II	26.8	VII	92	62	83	79	13	IV/XI

Guttannen

$\lambda = 8^{\circ}17'$, $\beta = 46^{\circ}39'$, $H_b =$ ca. 1055^{m}, $G = -0.04\ ^{m}/_{m}$, $h_r = 1.5^{m}$

Januar	674.9	662.8	14	682.5	6	−3.0	−1.1	−2.0	−2.0	−10.0	24	6.0	25	77	72	76	75	27	25
Februar	675.9	657.3	27	686.2	14	−4.5	0.1	−3.2	−2.7	−14.0	3	6.0	26	75	64	74	71	46	26.27
März	665.2	653.0	17	674.5	4	0.5	4.1	1.1	1.7	−8.1	6	11.3	31	78	62	77	72	33	17
April	667.8	657.5	22	678.4	15	6.1	11.6	7.7	8.3	0.8	5	22.0	17	73	52	67	64	26	17
Mai	673.2	663.6	16	681.0	21	9.1	15.3	11.3	11.7	4.8	8	20.8	11. 12	82	57	76	72	31	11
Juni	673.0	664.0	5	678.4	18	10.5	16.2	12.5	12.9	5.0	6	24.5	24	84	62	79	75	35	19
Juli	674.0	668.8	20.22	678.3	26	12.9	19.4	15.1	15.6	8.0	26	25.4	10	84	59	80	74	30	2
August	672.5	665.8	4	677.0	16	11.3	16.2	12.3	13.0	5.6	16	22.5	23	90	66	85	80	35	22
September	675.5	663.8	1	680.8	27	9.9	16.4	11.9	12.5	4.1	3	23.1	8	84	58	81	74	40	3. 28
Oktober	674.1	661.7	15	683.2	6	4.9	9.5	5.5	6.3	−1.9	19	18.0	2	80	64	81	75	43	7
November	670.9	658.7	13	682.1	26	1.3	3.6	2.4	2.4	−7.0	2	10.4	4. 5	74	67	73	71	35	16
Dezember	668.4	656.0	15	680.4	30	1.9	4.2	3.1	3.1	−4.0	22	9.6	10	76	70	73	73	34	28
Jahr	672.1	653.0	III	686.2	II	5.1	9.6	6.5	6.9	−14.0	II	25.4	VII	80	63	77	73	26	IV

Grimsel

$\lambda = 8^{\circ}20'$, $\beta = 46^{\circ}34'$, $H = 1962.5^{m}$, $G = -\ ^{m}/_{m}$, $h_r = 1.5^{m}$

Januar	—	—	—	—	—	−6.5	−4.5	−5.9	−5.7	−15.0	30	1.8	18	60	61	62	61	18	23
Februar	—	—	—	—	—	−5.6	−1.2	−4.5	−4.0	−16.6	2	3.4	22	47	43	51	47	17	19
März	—	—	—	—	—	−5.3	−1.2	−4.0	−3.6	−12.4	5	5.0	27	70	65	71	69	20	26
April	—	—	—	—	—	0.4	4.1	1.2	1.7	−6.8	10	14.2	17	66	53	70	63	21	17
Mai	—	—	—	—	—	4.6	8.1	5.2	5.8	−0.6	8. 17	12.8	23	66	57	78	67	22	28
Juni	—	—	—	—	—	6.2	9.7	6.5	7.2	0.2	5	18.8	19	64	60	77	67	25	17
Juli	—	—	—	—	—	9.2	13.0	9.6	10.4	2.4	15	18.6	10	65	59	76	67	28	18
August	—	—	—	—	—	7.0	10.1	7.0	7.8	−0.4	31	18.0	21	74	63	79	72	30	6. 16
September	—	—	—	—	—	6.3	10.9	7.7	8.1	−1.0	1. 2	17.4	8	63	52	65	60	22	29
Oktober	—	—	—	—	—	1.4	4.9	1.8	2.5	−8.2	16	13.6	2	61	54	67	61	23	8
November	—	—	—	—	—	−2.6	−0.9	−2.3	−2.0	−10.2	2	3.8	28	63	65	64	64	22	27
Dezember	—	—	—	—	—	−3.0	−0.9	−2.4	−2.2	−9.2	22	4.0	4	61	58	65	61	25	28
Jahr	—	—	—	—	—	1.0	4.3	1.7	2.2	−16.6	II	18.8	VI	63	57	69	63	17	II

Südwestschweiz

Genf

$\lambda = 6^{\circ}9'$, $\beta = 46^{\circ}12'$, $H_b = 405.0^{m}$, $G = 0.02\ ^{m}/_{m}$, $h_r = 1.7^{m}$

Januar	732.4	720.2	14	740.2	26	0.1	2.0	1.1	1.1	−6.0	8. 9	10.0	19	88	79	85	84	53	21
Februar	732.9	711.8	27	744.3	14	−1.6	3.8	1.4	1.2	−7.2	8	9.0	26	90	71	81	81	57	2
März	721.0	707.7	12	731.7	4	3.5	7.6	5.6	5.6	−3.2	6	13.6	31	87	69	79	78	52	11
April	722.5	712.0	22	732.3	15	8.1	14.3	11.1	11.2	2.2	10	25.5	17	85	61	73	73	44	17
Mai	727.7	716.7	16	735.8	22	12.7	19.0	15.7	15.8	9.6	2. 5	24.2	12	84	64	71	73	53	29
Juni	727.1	717.7	5	732.4	18	15.4	21.6	17.9	18.2	11.0	29	30.0	19	81	59	68	69	34	18
Juli	727.4	720.1	20	733.7	26	18.2	23.8	20.5	20.8	11.5	26	28.4	19	77	59	69	68	46	31
August	726.5	720.0	3	731.3	16	15.4	21.2	17.3	17.8	11.3	15	28.8	22	85	63	76	75	46	1
September	729.6	718.3	1	735.1	28	13.3	20.7	16.3	16.6	9.5	22	25.6	9	89	66	82	79	54	23.24
Oktober	729.6	718.3	15	739.2	7	7.3	13.7	9.9	10.2	1.6	22	24.4	2	88	70	82	80	50	10
November	726.8	713.2	6	739.7	27	2.5	6.1	3.9	4.1	−3.3	2	10.9	17	90	78	86	85	60	2
Dezember	724.3	710.3	15	737.6	1	4.1	6.6	5.3	5.3	−2.8	2	14.0	5	93	87	90	90	28	2
Jahr	727.3	707.7	III	744.3	II	8.2	13.4	10.5	10.7	−7.2	II	30.0	VI	86	69	79	78	28	XII

Beobachter: **A. Michel**

Meiringen

Oberes Aare- u. Saanegebiet

Bewölkung				Niederschlag			Zahl der Tage								Windverteilung								1934
7^{30}	13^{30}	21^{30}	Mittel	Summe	Maximum Tag		● *	●* ≧1.0	*	▲	K	≡	heiter	trüb	N	NE	E	SE	S	SW	W	NW	Calmen	
8.8	6.7	7.4	7.6	89	22	16	13	12	8	—	—	—	1	17	—	—	—	—	—	—	2	6	85	Januar
3.8	3.1	4.3	3.7	10	5	28	2	2	2	—	—	—	11	2	—	—	2	—	—	—	2	5	75	Februar
6.9	7.5	7.5	7.3	81	22	12	12	9	8	—	—	—	2	15	—	—	6	—	—	—	3	12	72	März
5.1	6.0	6.4	5.8	56	27	22	8	8	—	—	—	—	2	8	—	1	14	—	—	—	3	21	51	April
6.0	5.7	7.1	6.3	59	21	4	10	9	—	—	—	—	2	8	—	1	3	—	—	1	10	17	61	Mai
5.3	6.3	7.2	6.3	228	35	5	18	17	—	—	1	—	2	10	—	—	—	—	—	—	5	17	68	Juni
4.6	5.3	5.9	5.3	124	28	15	13	11	—	—	2	—	6	8	—	1	—	—	—	—	4	18	70	Juli
7.5	6.3	7.5	7.1	169	33	3	24	18	—	—	2	—	3	16	—	—	—	—	—	—	—	21	72	August
4.6	5.0	6.1	5.2	92	31	9	11	9	—	—	2	—	7	8	—	—	—	—	—	—	3	22	65	September
4.9	5.0	5.3	5.1	110	49	15	11	9	2	—	—	—	8	10	—	1	—	—	—	1	7	21	63	Oktober
6.2	6.1	6.4	6.2	61	20	15	10	8	2	—	—	3	6	13	—	—	17	—	—	—	6	7	60	November
7.9	8.0	7.5	7.8	86	19	15	15	13	2	—	—	3	1	13	—	—	4	—	—	—	—	2	87	Dezember
6.0	5.9	6.5	6.1	1165	49	X	147	125	24	—	7	6	51	128	—	4	46	—	—	2	45	169	829	Jahr

Beobachter: **Hs. Huber**

Guttannen

6.9	6.6	6.4	6.6	132	20	16	14	14	12	—	—	1	6	16	—	—	—	13	—	—	—	5	75	Januar
2.8	2.9	2.6	2.8	20	11	28	3	2	3	—	—	—	17	3	—	1	—	5	—	—	—	5	73	Februar
6.7	7.5	7.1	7.1	108	32	12	10	10	9	—	—	1	4	17	—	1	—	22	—	—	—	3	67	März
4.8	6.1	4.4	5.1	100	54	22	11	9	3	—	—	1	5	6	—	—	—	31	—	—	2	10	47	April
6.2	6.0	6.2	6.1	63	11	14	15	13	—	—	—	—	3	9	—	—	—	12	—	—	2	16	63	Mai
5.0	6.8	7.8	6.5	281	52	28	17	17	—	—	—	1	3	12	—	—	—	5	—	—	1	22	62	Juni
4.6	5.3	5.8	5.2	153	31	14	12	10	—	—	1	—	7	10	—	—	—	5	—	—	1	19	68	Juli
7.4	7.2	6.9	7.2	237	39	3	20	20	—	—	—	3	4	18	—	—	—	1	—	—	2	11	79	August
3.9	4.9	4.1	4.3	80	28	9	11	10	—	—	—	—	10	6	—	—	—	3	—	—	3	9	75	September
4.0	4.9	4.7	4.5	137	56	15	8	8	4	—	—	1	12	8	—	—	—	8	—	—	—	5	80	Oktober
5.2	5.3	5.7	5.4	166	33	14	10	10	2	—	—	2	9	11	—	2	—	24	—	—	1	3	60	November
5.8	7.4	5.8	6.3	89	30	15	10	10	5	—	—	—	4	11	—	—	—	21	—	—	—	1	71	Dezember
5.3	5.9	5.6	5.6	1566	56	X	141	133	38	—	1	10	84	127	—	4	—	150	—	—	12	109	820	Jahr

Beobachter: **Imbaumgarten u. Salzgeber**

Grimsel

5.4	5.5	5.7	5.5	190	22	27	15	14	14	—	—	4	10	14	3	2	1	9	10	18	3	14	33	Januar
2.5	2.7	2.7	2.6	33	15	28	6	3	6	—	—	4	18	3	1	2	—	7	7	9	8	5	45	Februar
6.8	7.4	6.6	6.9	127	24	7	16	13	16	—	—	4	3	16	1	1	—	15	20	15	6	6	29	März
5.7	7.2	6.4	6.4	100	25	23	13	11	10	—	—	2	3	12	5	1	—	10	27	23	3	1	20	April
5.9	7.1	6.6	6.5	79	12	14	18	14	5	—	—	11	4	12	6	1	—	4	11	18	2	1	50	Mai
5.3	7.7	7.1	6.7	231	39	28	18	16	6	—	—	4	5	14	2	6	1	12	1	4	—	8	56	Juni
5.0	5.7	6.3	5.7	137	28	14	12	12	—	—	2	9	8	9	—	7	—	5	1	9	1	10	60	Juli
7.3	7.6	6.8	7.2	252	56	3	17	17	2	—	1	14	4	16	1	7	—	10	5	8	1	2	59	August
3.9	5.7	4.7	4.8	69	27	9	8	7	—	—	1	6	10	8	2	5	—	8	4	12	2	5	52	September
5.0	5.1	4.2	4.8	184	24	31	12	12	—	—	—	4	11	8	9	2	—	13	10	9	7	8	35	Oktober
5.2	5.6	5.3	5.4	116	28	8	14	12	14	—	—	1	11	11	2	—	—	17	13	15	2	2	39	November
6.6	8.2	7.1	7.3	114	38	15	13	12	13	—	—	6	3	15	2	—	—	21	5	28	7	1	29	Dezember
5.4	6.3	5.8	5.8	1632	56	VIII	162	143	86	—	4	69	90	138	34	34	2	131	114	168	42	63	507	Jahr

Beobachter: **Observatorium**

Genf

Südwestschweiz

9.4	8.2	8.1	8.6	48	18	19	9	8	2	—	—	2	2	25	11	21	5	—	4	11	—	—	41	Januar
6.2	2.9	2.8	4.0	7	7	26	1	1	—	—	—	—	10	7	22	29	1	—	1	8	—	—	23	Februar
6.7	6.8	7.3	6.9	111	31	20	15	13	3	—	—	—	4	16	18	18	—	1	4	23	2	1	26	März
6.1	5.6	5.9	5.9	61	18	22	9	9	—	—	1	3	5	8	8	12	—	1	4	25	2	4	34	April
4.5	4.7	3.6	4.3	24	8	3	7	5	—	2	4	—	11	7	16	21	2	—	3	4	2	—	45	Mai
3.9	4.1	4.4	4.1	77	16	29	12	10	—	—	6	—	10	5	12	20	—	1	3	9	—	2	43	Juni
3.2	3.1	2.6	3.0	60	28	21	7	7	—	1	4	2	15	4	—	30	12	4	—	13	1	—	33	Juli
5.1	4.5	5.7	5.1	119	35	3	14	11	—	—	4	—	5	8	10	10	—	—	9	12	1	—	51	August
3.5	2.9	2.7	3.0	15	9	9	4	3	—	—	1	—	15	3	9	11	—	1	2	3	1	—	63	September
5.8	5.0	4.0	4.9	40	15	4	8	4	1	—	1	3	9	9	5	6	—	1	5	10	1	—	65	Oktober
8.6	5.9	6.4	7.0	47	18	10	8	7	—	—	—	2	2	14	6	9	1	1	1	1	—	—	71	November
8.6	8.3	9.1	8.7	96	20	18	19	15	—	—	—	4	—	20	1	2	1	—	1	2	—	2	84	Dezember
6.0	5.2	5.2	5.5	705	35	VIII	113	93	6	3	21	16	88	126	118	189	22	10	37	121	10	9	579	Jahr

Südwest-schweiz

Lausanne (Champ de l'Air)

$\lambda = 6^{\circ}38'$, $\beta = 46^{\circ}31'$, $H_b = 552.9^{m}$, $G = 0.01\ ^{m}/_{m}$, $h_r = 1.4^{m}$

1934	Luftdruck					Luft-Temperatur								Relative Feuchtigkeit					
	Mittel	Minimum	Tag	Maximum	Tag	7^{30}	13^{30}	21^{30}	Mittel	Minimum	Tag	Maximum	Tag	7^{30}	13^{30}	21^{30}	Mittel	Minimum	Tag
Januar	718.3	706.9	14	725.5	6	−0.7	1.3	−0.2	0.1	−5.0	7	7.1	19	85	74	83	81	47	12
Februar	718.5	698.1	27	729.9	14	−1.3	3.9	0.5	0.9	−10.2	3	10.6	26	81	55	68	68	41	9
März	707.2	694.8	12	717.5	4	2.4	6.5	4.2	4.3	−2.3	6	14.7	31	86	62	73	74	40	5
April	708.8	696.7	22	719.1	15	8.3	14.0	10.3	10.7	3.3	10	22.3	16	72	48	61	60	27	17
Mai	714.0	703.7	16	722.0	22	13.0	19.6	14.5	15.4	8.9	17	24.7	23	71	46	59	59	27	19
Juni	713.6	704.3	5	718.8	18	15.4	21.6	16.2	17.4	10.4	29	29.4	19	73	46	64	61	23	10
Juli	714.1	707.4	20	719.6	26	18.0	23.5	19.3	20.0	12.2	25	28.3	11	76	55	67	66	34	4
August	713.0	707.4	3. 4	717.6	17	15.3	19.8	15.9	16.7	10.3	29	25.1	23	90	63	81	78	36	20
September	716.1	704.6	1	721.2	28	13.7	19.9	15.3	16.0	8.1	2	24.0	9	96	59	91	82	48	8. 21
Oktober	715.8	704.9	15	725.2	6	8.1	12.5	9.0	9.6	2.0	16	20.8	1	93	71	89	84	33	11
November	712.7	699.1	6	725.5	27	2.4	6.0	3.4	3.8	−2.1	2	11.4	17	95	77	91	88	46	3
Dezember	710.2	696.8	15	722.9	1	4.0	6.3	4.8	5.0	−0.3	1	11.4	4	97	88	96	94	52	2
Jahr	713.5	694.8	III	729.9	II	8.2	12.9	9.4	10.0	−10.2	II	29.4	VI	85	62	77	75	23	VI

Montreux-Clarens

$\lambda = 6^{\circ}54'$, $\beta = 46^{\circ}27'$, $H_b = 412^{m}$, $G = 0.04\ ^{m}/_{m}$, $h_r = 1.5^{m}$

Januar	731.6	719.9	14	739.4	26	−0.8	2.7	0.3	0.6	−5.1	8	8.7	21	97	88	93	93	62	31
Februar	732.0	711.1	27	743.0	14	−1.4	4.1	0.4	0.9	−7.8	3	10.9	25	87	65	79	77	40	12
März	720.3	707.4	12	730.7	4	2.8	7.2	4.8	4.9	−2.3	5. 6	13.2	31	83	61	75	73	40	6
April	721.8	710.6	22	732.0	16	8.6	13.6	10.9	11.0	2.7	10	19.7	16	77	52	68	66	33	5
Mai	726.9	716.7	16	734.8	22	13.4	18.6	15.0	15.5	9.4	9	23.9	24	76	53	65	65	38	28
Juni	726.3	717.1	5	731.8	18	15.9	20.8	16.7	17.5	11.3	29	26.9	19	75	53	67	65	38	10
Juli	726.6	719.5	20	732.8	26	18.3	23.9	18.9	20.0	11.1	25	28.7	8	75	55	70	67	35	19
August	725.8	719.7	3	730.2	16.17	16.1	20.9	16.3	17.4	10.4	31	26.8	22	83	58	81	74	44	10
September	728.9	717.1	1	734.2	28	13.6	20.6	16.1	16.6	8.6	3	25.4	8	90	57	86	78	44	8. 9
Oktober	728.9	717.6	15	738.4	7	7.9	13.7	9.5	10.2	2.8	16	21.4	1	92	65	92	83	40	11
November	726.0	711.7	6	738.6	25.28	2.8	7.1	5.0	5.0	−2.2	2	11.8	4	93	73	85	84	49	2
Dezember	723.5	709.8	15	737.4	30	4.3	7.4	5.2	5.5	0.0	2	13.0	4	92	78	94	88	51	22
Jahr	726.6	707.4	III	743.0	II	8.5	13.4	9.9	10.4	−7.1	II	28.7	VII	85	63	80	76	33	IV

Rochers de Naye

$\lambda = 6^{\circ}59'$, $\beta = 46^{\circ}26'$, $H_b = 1986^{m}$, $G = -\ ^{m}/_{m}$, $h_r = 1.5^{m}$

Januar	—	—	—	—	—	−5.1	−3.0	−4.6	−4.3	−11.2	30	3.7	8	72	69	73	71	15	7
Februar	—	—	—	—	—	−2.9	1.1	−2.3	−1.6	−14.8	2	7.2	19	54	49	56	53	17	19
März	—	—	—	—	—	−3.8	−0.2	−3.3	−2.7	−10.0	1. 5	13.4	27	80	74	84	79	29	27
April	—	—	—	—	—	1.8	6.3	1.2	2.6	−5.0	9	15.2	17	74	65	83	74	32	17
Mai	—	—	—	—	—	6.1	10.6	4.8	6.6	−0.2	8	16.2	22	73	65	85	74	44	11
Juni	—	—	—	—	—	7.4	10.5	6.6	7.8	0.2	29	16.8	19	79	72	84	78	47	11
Juli	—	—	—	—	—	10.7	13.8	9.6	10.9	2.4	25	21.6	10	74	75	85	78	40	18
August	—	—	—	—	—	7.5	10.5	7.0	8.0	0.4	31	20.0	21	84	80	88	84	47	23
September	—	—	—	—	—	7.7	11.8	7.5	8.6	−1.0	1	18.6	8	75	68	79	74	27	8
Oktober	—	—	—	—	—	2.3	4.7	2.3	2.9	−8.9	16	11.8	2	69	71	77	72	23	13
November	—	—	—	—	—	−1.4	1.0	−1.4	−0.8	−11.6	2	6.8	29	63	61	67	64	27	26.27
Dezember	—	—	—	—	—	−1.4	0.4	−1.0	−0.7	−6.1	22	6.1	6	76	76	76	76	10	31
Jahr	—	—	—	—	—	2.4	5.6	2.2	3.1	−14.8	II	21.6	VII	73	69	78	73	10	XII

Leysin

$\lambda = 7^{\circ}0'$, $\beta = 46^{\circ}21'$, $H_b = 1350^{m}$, $G = -\ ^{m}/_{m}$, $h_r = 1.5^{m}$

Januar	—	—	—	—	—	−2.2	0.5	−1.8	−1.3	−8.0	1. 31	6.2	12	63	63	66	64	26	11
Februar	—	—	—	—	—	−1.1	2.2	−0.6	0.0	−9.8	2	7.6	23	55	58	58	57	33	8
März	—	—	—	—	—	−0.2	2.5	0.1	0.6	−7.0	5	10.0	31	71	67	77	72	36	6
April	—	—	—	—	—	5.6	10.0	6.2	7.0	0.3	25	20.2	17	69	57	65	64	28	17
Mai	—	—	—	—	—	10.3	13.7	10.2	11.1	4.2	17	18.2	12.24	70	62	68	67	41	12
Juni	—	—	—	—	—	11.9	15.0	11.3	12.4	4.7	29	23.1	19	69	63	68	67	41	18
Juli	—	—	—	—	—	15.2	17.7	15.2	15.8	7.0	25	23.4	18	69	69	67	68	40	18
August	—	—	—	—	—	11.9	14.9	11.8	12.6	6.4	14	22.0	23	76	70	74	73	42	23
September	—	—	—	—	—	11.6	15.1	12.1	12.7	3.8	1	21.4	8	69	69	71	70	45	7
Oktober	—	—	—	—	—	6.0	8.8	6.0	6.7	−3.4	16	15.8	1	63	66	71	67	36	23
November	—	—	—	—	—	1.1	4.0	1.7	2.1	−4.8	1	11.0	29	62	63	65	63	31	23
Dezember	—	—	—	—	—	2.4	5.0	3.1	3.4	−2.6	22	10.6	4	64	61	67	64	27	28
Jahr	—	—	—	—	—	6.0	9.1	6.3	6.9	−9.8	II	23.4	VII	67	64	68	66	26	I

Beobachter: **F. Monnard**

Lausanne (Champ de l'Air)

Bewölkung				Niederschlag			Zahl der Tage								Windverteilung									1934
7^{30}	13^{30}	21^{30}	Mittel	Summe	Maximum	Tag	●	●≥1.0	✳	▲	🌂	≡	heiter	trüb	N	NE	E	SE	S	SW	W	NW	Calmen	
8.0	8.0	7.9	8.0	67	12	12	12	11	4	—	—	4	2	21	4	19	8	4	4	11	3	—	40	Januar
4.5	2.7	1.5	2.9	8	5	1	2	2	1	—	—	2	15	3	4	30	2	1	5	9	5	—	28	Februar
6.5	6.5	6.2	6.4	141	35	12	16	14	6	—	—	—	5	14	3	18	7	4	4	19	6	3	29	März
5.9	5.8	4.2	5.3	28	7	22	12	9	—	—	—	1	5	4	1	4	2	4	3	16	13	3	44	April
3.8	4.5	3.3	3.9	18	8	16	6	4	—	—	3	—	12	3	4	25	1	3	6	12	8	1	33	Mai
4.5	4.3	5.0	4.6	118	26	28	10	10	—	—	5	1	8	5	2	20	4	4	4	20	8	—	28	Juni
3.5	3.6	3.8	3.6	92	37	20	11	10	—	—	2	—	13	5	1	20	4	3	7	18	6	1	33	Juli
6.1	4.9	5.5	5.5	174	32	2	13	13	—	—	1	—	4	7	2	16	1	3	5	15	7	6	38	August
4.4	3.5	2.0	3.3	37	18	9	6	6	—	—	3	—	11	2	2	16	8	3	3	17	1	3	37	September
6.3	4.9	4.2	5.1	86	27	4	12	10	1	—	1	—	8	9	2	19	1	4	10	14	7	3	33	Oktober
6.8	6.3	6.9	6.7	58	14	7	7	5	—	—	1	2	3	9	4	23	10	2	5	8	1	1	36	November
8.0	8.2	8.6	8.3	130	22	18	21	14	1	—	—	4	—	20	4	4	9	4	5	7	3	—	57	Dezember
5.7	5.3	4.9	5.3	957	37	VII	128	108	13	—	16	14	86	102	33	214	57	39	61	166	68	21	436	Jahr

Beobachter: **M. Thétaz**

Montreux-Clarens

6.2	6.1	6.0	6.1	66	16	27	11	10	2	—	—	1	6	13	3	9	—	2	—	5	2	—	72	Januar
4.3	2.5	2.0	2.9	3	3	1	1	1	1	—	—	—	13	2	—	7	2	4	2	2	2	1	64	Februar
5.5	5.6	5.0	5.4	118	25	12	14	12	2	—	—	—	8	11	—	6	1	3	2	6	2	—	73	März
5.2	4.8	3.7	4.6	26	9	22	9	4	—	—	—	—	7	4	—	10	—	2	1	2	5	3	67	April
2.8	3.5	3.1	3.1	22	11	16	5	4	—	—	—	—	15	2	—	7	2	6	3	8	3	—	64	Mai
4.3	4.2	4.5	4.3	217	58	28	15	15	—	1	5	—	10	4	—	1	1	—	3	2	2	1	80	Juni
3.1	4.1	3.7	3.6	114	40	21	9	9	—	—	2	—	14	3	—	1	—	3	3	3	4	—	79	Juli
5.3	4.4	5.3	5.0	162	35	3	16	12	—	—	—	—	6	8	—	1	—	2	2	7	2	2	77	August
3.0	3.7	2.4	3.0	70	40	9	6	3	—	—	—	—	14	2	—	—	—	—	5	4	2	—	79	September
4.0	3.6	3.7	3.8	73	17	15	10	8	—	—	—	—	11	5	1	4	—	—	2	5	—	3	78	Oktober
5.4	5.2	7.5	6.0	73	23	7	7	7	—	—	—	—	4	9	1	2	—	—	3	6	—	2	76	November
7.2	7.1	7.8	7.4	119	17	15	19	16	—	—	—	—	1	17	4	2	—	2	2	2	2	1	78	Dezember
4.7	4.6	4.5	4.6	1063	58	VI	122	101	5	1	7	1	109	80	9	50	6	24	28	52	26	13	887	Jahr

Beobachter: **Ch. Sauthier, Frl. L. Willhalm**

Rochers de Naye

5.3	5.8	5.4	5.5	331	45	16	15	15	14	—	—	16	10	13	25	3	—	3	21	14	—	2	25	Januar
2.5	2.1	2.3	2.3	16	9	27	3	3	3	—	—	5	19	3	26	8	3	8	9	2	—	3	25	Februar
6.4	7.7	5.9	6.7	246	36	7	18	18	18	—	—	20	3	13	11	2	—	2	9	35	3	—	31	März
6.1	6.9	5.9	6.3	98	33	22	12	10	12	—	—	15	2	11	1	1	—	1	27	13	1	1	45	April
5.0	6.5	4.7	5.4	79	35	4	9	8	*4	—	—	11	5	6	8	8	—	8	13	7	—	—	49	Mai
5.0	6.5	5.3	5.6	344	99	28	18	18	1	—	—	9	6	12	—	30	—	10	—	28	—	1	21	Juni
4.4	5.7	3.5	4.5	172	45	14	11	11	—	—	1	11	9	6	—	18	—	9	—	29	—	1	36	Juli
6.0	6.4	4.9	5.8	303	46	3	15	15	2	—	—	18	5	9	—	16	—	18	—	33	—	1	25	August
3.3	4.8	3.2	3.8	118	68	9	6	5	1	—	—	11	11	1	—	12	—	13	—	32	—	3	30	September
5.1	5.2	4.7	5.0	176	46	15	11	11	6	—	—	12	10	9	—	23	—	12	9	35	—	6	8	Oktober
4.1	4.4	4.4	4.3	125	39	7	9	9	9	—	—	6	11	6	19	—	2	3	13	11	—	—	42	November
6.6	6.8	6.7	6.7	216	32	20	20	18	17	—	—	17	2	12	1	1	—	—	46	18	—	1	26	Dezember
5.0	5.7	4.7	5.1	2224	99	VI	147	141	87	—	1	151	93	101	91	122	5	87	147	257	4	19	363	Jahr

Beobachter: **M. Baud**

Leysin

4.5	5.8	4.9	5.1	109	14	17	13	12	12	—	—	5	12	12	2	20	—	1	1	14	18	18	19	Januar
2.0	2.0	1.3	1.8	5	3	1	2	2	2	—	—	2	20	2	1	22	—	—	—	9	10	13	29	Februar
6.4	4.8	5.9	6.7	111	17	12	13	13	13	—	—	8	4	14	2	13	—	—	1	16	29	8	24	März
6.0	6.1	4.5	5.5	43	13	22	9	8	5	—	—	5	5	8	3	6	1	2	7	22	29	6	14	April
4.7	6.4	4.8	5.3	39	18	15	8	5	—	—	—	4	6	8	5	3	1	1	4	30	10	13	26	Mai
5.3	7.0	5.8	6.0	206	59	28	13	13	—	—	3	2	4	10	5	6	1	2	7	27	10	8	24	Juni
3.3	5.0	3.8	4.0	111	22	21	11	11	—	—	4	—	14	7	11	8	2	—	5	31	12	3	21	Juli
5.8	6.2	5.6	5.9	171	30	3	16	15	—	—	—	7	5	10	7	9	2	1	8	28	23	7	8	August
3.4	4.9	3.8	4.0	55	21	9	5	5	—	—	1	5	9	4	3	8	2	1	2	34	13	9	18	September
4.8	5.1	4.1	4.7	97	31	15	10	9	6	—	—	5	12	9	4	12	—	—	3	20	16	10	28	Oktober
5.0	5.9	4.9	5.3	74	29	7	9	9	5	—	—	8	9	11	1	9	—	—	1	14	16	18	31	November
6.6	7.5	7.0	7.0	125	39	20	16	15	12	—	—	4	2	14	—	9	—	—	—	13	18	30	23	Dezember
4.8	5.8	4.7	5.1	1146	59	VI	125	117	55	—	8	55	102	148	44	125	9	8	39	258	204	143	265	Jahr

Südwest-schweiz

St. Bernhard

$\lambda = 7^{\circ}11'$, $\beta = 45^{\circ}52'$, $H_b = 2475.8^{m}$, $G = -0.22\ ^{m}/_{km}$, $h_r = 6.0^{m}$

1934	Luftdruck					Luft-Temperatur								Relative Feuchtigkeit					
	Mittel	Minimum	Tag	Maximum	Tag	7^{30}	13^{30}	21^{30}	Mittel	Minimum	Tag	Maximum	Tag	7^{30}	13^{30}	21^{30}	Mittel	Minimum	Tag
Januar	563.6	555.0	16	571.9	25	-8.6	-7.2	-8.4	-8.1	-15.4	29	-0.9	18	73	74	75	74	25	23
Februar	564.7	548.3	27	575.5	14	-6.3	-4.6	-5.6	-5.5	-17.5	2	2.0	13	51	52	55	53	6	19
März	556.0	545.5	12	563.2	25	-8.1	-5.4	-6.9	-6.8	-15.0	5	0.0	31	83	80	88	84	36	27
April	560.2	551.5	22	572.1	15.16	-2.6	-0.6	-2.1	-1.8	-9.3	10	8.7	16	87	82	89	86	48	17
Mai	566.0	557.3	17	573.2	22	2.5	4.5	2.2	2.8	-1.3	3. 17	9.4	23	81	71	87	80	25	29
Juni	566.1	557.6	5	572.3	18	3.6	6.3	3.7	4.3	-2.3	29	12.8	19	85	69	90	81	41	8
Juli	568.4	564.6	21.22	572.3	7	8.0	10.8	7.9	8.6	0.2	25	16.1	11	76	64	86	75	27	18
August	566.4	560.8	4	571.4	19	5.3	7.6	5.2	5.8	-1.8	31	14.9	19	80	74	90	81	20	19
September	569.2	556.6	1	574.6	27	4.5	7.7	5.3	5.7	-3.7	2	15.0	8	82	69	87	79	22	8
Oktober	566.1	552.7	15	573.2	12	-0.3	1.8	-0.3	0.2	-12.7	16	8.8	1	70	69	77	72	23	8
November	562.0	550.9	13	573.4	28	-5.5	-4.5	-5.0	-5.0	-15.0	2	2.2	28	76	75	77	76	21	27
Dezember	560.2	548.5	16	570.4	1	-5.1	-4.2	-5.2	-4.9	-10.0	21	2.8	4	85	86	88	86	36	2
Jahr	564.1	545.5	III	575.5	II	-1.0	1.0	-0.8	-0.4	-17.5	II	16.1	VII	77	72	82	77	6	II

Sitten

$\lambda = 7^{\circ}21'$, $\beta = 46^{\circ}14'$, $H_b = 548.6^{m}$, $G = 0.00\ ^{m}/_{km}$, $h_r = 2.4^{m}$

Januar	719.5	709.4	14	727.3	26	-2.9	1.4	-1.5	-1.1	-11.2	10	6.6	19	83	65	80	76	27	25
Februar	719.7	698.7	27	731.5	14	-2.6	4.7	0.8	0.9	-9.8	3. 4	11.0	27	81	49	68	66	27	27
März	708.5	695.5	12	717.4	4	1.9	8.8	4.9	5.1	-4.6	6	18.4	31	82	50	71	68	25	28
April	709.7	701.2	22	721.2	15	9.2	17.4	12.1	12.7	3.0	10	25.8	17	70	39	53	54	27	29
Mai	714.6	703.5	16	723.1	22	13.9	21.2	16.1	16.8	9.6	9	26.0	23.24	67	44	54	55	28	12
Juni	714.2	704.3	5	720.2	18	15.8	22.6	17.4	18.3	11.8	6. 12	29.4	18	66	45	59	57	31	8. 14
Juli	714.7	708.4	22	721.1	26	18.1	24.7	20.2	20.8	14.2	26	30.6	20	68	48	57	58	29	20
August	713.6	707.4	3	719.2	17	15.3	22.0	17.1	17.9	10.8	31	28.6	23	76	50	63	63	34	6
September	716.9	705.1	1	723.1	28	12.6	21.7	16.8	17.0	9.2	1. 2	26.8	8	81	44	65	63	35	7. 8
Oktober	716.7	704.3	15	727.0	7	5.8	14.2	9.0	9.5	0.6	17	22.0	2	85	48	74	69	31	25
November	714.2	700.9	6	726.6	25	2.3	7.7	4.2	4.6	-3.2	26	15.6	4	80	53	71	68	28	10
Dezember	712.1	699.2	15	724.5	30	2.7	6.4	3.8	4.2	-3.2	1	14.6	10	82	63	79	75	30	10
Jahr	714.5	695.5	III	731.5	II	7.7	14.4	10.1	10.6	-11.2	I	30.6	VII	77	50	66	64	25	III

Montana

$\lambda = 7^{\circ}29'$, $\beta = 46^{\circ}19'$, $H_b = 1453.2^{m}$, $G = -0.10\ ^{m}/_{km}$, $h_r = 1.5^{m}$

Januar	643.1	634.9	14	650.0	26	-3.8	1.2	-2.6	-1.9	-10.7	30	7.0	18	72	58	71	67	28	25
Februar	643.6	626.2	27	654.3	14	-2.5	4.1	-0.6	0.1	-9.4	2	8.6	13	61	48	57	55	32	6
März	634.3	622.3	12	641.5	4. 25	-0.5	3.8	-0.4	0.6	-7.2	5	10.9	29.31	77	59	81	72	39	27
April	637.2	628.2	22	648.1	16	5.9	11.3	6.2	7.4	0.0	10	21.0	17	73	51	65	63	33	17
Mai	642.5	633.7	16	649.5	31.22	10.3	14.9	10.2	11.4	4.6	17	19.2	24	75	56	65	65	36	11
Juni	642.5	633.1	5	648.1	18	11.5	15.5	11.5	12.5	5.0	29	23.6	24	74	58	68	67	40	10
Juli	643.9	638.8	22	647.2	26	14.6	19.0	15.0	15.9	6.7	25	24.6	11	77	56	64	66	40	6. 18
August	642.2	636.2	4	646.3	16.17	11.9	16.2	11.7	12.9	5.6	31	22.6	23	80	61	74	72	32	23
September	645.1	633.1	1	650.0	27	10.9	17.0	11.8	12.9	3.8	1	23.1	8	77	52	75	68	35	8
Oktober	643.4	631.5	15	650.9	6	5.2	10.1	5.2	6.4	-3.4	16	18.0	2	71	57	73	67	35	25
November	639.8	628.3	6	650.2	28	0.0	4.2	1.0	1.6	-8.6	2	9.7	29	74	60	68	67	32	3
Dezember	638.0	625.4	15	648.7	1	0.6	4.3	1.4	1.9	-4.0	22	9.2	4	75	64	73	71	34	28
Jahr	641.3	622.3	III	654.3	II	5.3	10.1	5.9	6.8	-10.7	I	24.6	VII	74	57	70	67	28	I

Rekingen

$\lambda = 8^{\circ}14'$, $\beta = 46^{\circ}28'$, $H_b = 1332.4^{m}$, $G = -0.08\ ^{m}/_{km}$, $h_r = 1.6^{m}$

Januar	651.3	642.5	16	660.5	25	-8.0	-1.1	-6.7	-5.6	-18.4	4	6.6	19	81	63	78	74	41	20
Februar	651.7	634.4	27	662.7	14	-9.1	3.3	-5.3	-4.1	-16.8	2	7.2	23	81	52	71	68	33	3
März	642.3	632.8	12	649.2	4	-3.7	3.3	-1.3	-0.8	-14.4	6	10.2	26	87	57	79	74	31	28
April	644.9	636.1	22	655.7	16	2.8	10.4	4.4	5.5	-4.6	7	20.9	17	81	48	69	66	26	17
Mai	649.9	641.5	17	657.4	22	9.2	16.0	8.8	10.7	4.8	8	22.6	24.25	72	46	72	63	30	11.28
Juni	649.4	641.9	5	654.9	26	11.6	17.6	11.0	12.8	5.8	21	24.2	24	69	51	68	63	30	18
Juli	651.3	646.5	21	655.3	1	14.4	21.7	14.4	16.2	8.8	14.25	25.8	10.17	67	41	70	59	28	8.17.30
August	649.8	643.5	4	654.8	17	11.0	17.6	11.4	12.9	5.0	16	25.2	17	82	50	76	69	28	16.17
September	652.6	640.5	1	657.6	28	7.6	17.4	10.1	11.3	1.0	3	24.2	7	90	47	77	71	27	27
Oktober	651.0	638.3	15	658.4	7	0.7	12.0	3.1	4.7	-5.6	19	18.8	1. 2	90	57	84	77	30	7. 8
November	648.4	637.2	13	658.2	26	-4.3	2.7	-2.6	-1.7	-12.4	22	10.0	13	90	67	86	81	43	3
Dezember	646.1	633.6	16	656.9	1	-3.8	1.9	-2.6	-1.8	-12.4	22	7.1	9	91	72	89	84	44	1
Jahr	649.1	632.8	III	662.7	II	2.4	10.2	3.7	5.0	-18.4	I	25.8	VII	82	54	77	71	26	IV

Beobachter: **Hospiz**

St. Bernhard

Südwest-schweiz

Bewölkung				Niederschlag			Zahl der Tage								Windverteilung									1934
7^{30}	13^{30}	21^{30}	Mittel	Summe	Maximum	Tag	●	●* ≧1.0	*	▲	K	≡	heiter	trüb	N	NE	E	SE	S	SW	W	NW	Calmen	
5.7	5.5	5.5	5.6	201	26	20	14	14	14	—	—	7	6	12	—	—	—	—	—	—	—	—	—	Januar
3.1	2.9	2.6	2.9	40	23	26	3	3	3	—	—	7	16	7	—	—	—	—	—	—	—	—	—	Februar
6.8	7.2	7.9	7.3	250	42	1	20	20	20	—	—	11	1	16	—	—	—	—	—	—	—	—	—	März
7.2	7.8	7.1	7.4	180	51	22	11	11	11	—	—	17	3	17	—	—	—	—	—	—	—	—	—	April
6.1	6.4	6.0	6.2	135	36	1	9	9	6	—	—	15	5	12	—	—	—	—	—	—	—	—	—	Mai
5.4	6.1	6.7	6.1	236	59	29	13	13	6	—	—	16	5	10	—	—	—	—	—	—	—	—	—	Juni
4.7	5.3	4.5	4.8	110	28	25	6	6	1	—	—	13	10	8	—	—	—	—	—	—	—	—	—	Juli
5.6	6.0	5.9	5.8	133	25	31	15	13	4	—	—	18	5	8	—	—	—	—	—	—	—	—	—	August
3.8	4.7	4.6	4.4	86	35	9	8	7	—	—	—	10	10	6	—	—	—	—	—	—	—	—	—	September
4.2	4.6	4.0	4.3	203	96	15	11	11	11	—	—	11	12	7	—	—	—	—	—	—	—	—	—	Oktober
4.3	4.9	5.7	5.0	280	39	7	13	13	13	—	—	10	12	11	—	—	—	—	—	—	—	—	—	November
6.4	6.7	6.8	6.6	230	32	15	19	19	19	—	—	12	2	10	—	—	—	—	—	—	—	—	—	Dezember
5.3	5.7	5.6	5.5	2084	96	X	142	139	108	—	—	147	87	124	—	—	—	—	—	—	—	—	—	Jahr

Beobachter: **Kapuzinerkloster**

Sitten

6.1	4.8	5.3	5.4	55	11	12	11	9	6	—	—	3	9	11	35	13	—	—	—	18	2	11	14	Januar
2.1	1.9	1.2	1.7	0.3	0.3	28	1	—	1	—	—	—	20	1	8	3	—	—	—	13	31	20	9	Februar
6.5	6.8	6.2	6.5	51	15	1	10	10	4	—	—	—	5	10	26	2	—	—	—	12	24	27	2	März
5.7	5.1	5.6	5.5	41	31	22	6	5	—	—	—	—	3	5	4	22	—	—	—	11	27	26	—	April
4.8	4.6	4.4	4.6	18	4	2	8	6	—	—	—	—	7	5	2	18	—	—	—	53	13	6	1	Mai
4.9	5.0	5.3	5.1	93	33	28	12	9	—	—	2	—	7	5	11	3	—	—	—	68	4	—	4	Juni
3.1	4.8	3.6	3.8	40	9	21	10	9	—	—	2	—	15	7	5	1	—	—	—	72	8	2	5	Juli
5.6	5.0	5.4	5.3	46	13	3	12	9	—	—	1	—	5	6	9	3	—	—	—	52	6	22	1	August
3.0	4.1	3.6	3.6	26	14	9	5	5	—	—	1	—	12	2	3	16	—	—	2	14	24	3	28	September
4.1	4.4	2.9	3.8	38	22	15	6	5	—	—	—	—	14	6	—	11	1	1	—	10	12	5	53	Oktober
5.0	4.5	4.2	4.6	37	10	10	8	6	2	—	—	—	9	8	5	19	5	—	—	9	7	—	45	November
6.6	6.6	6.8	6.7	78	15	15	14	12	3	—	—	1	2	10	2	4	1	—	—	1	1	3	81	Dezember
4.8	4.8	4.5	4.7	523	33	VI	103	85	16	—	6	1	108	76	110	115	7	1	2	333	159	125	243	Jahr

Beobachter: **Sanatorium La Moubra: A. Niederberger**

Montana

5.6	5.3	4.9	5.3	102	22	17	11	9	10	—	—	4	7	10	2	8	16	1	—	—	13	6	47	Januar
2.9	2.4	1.2	2.2	4	2	28	2	2	2	—	—	—	18	2	3	11	21	—	1	—	6	6	36	Februar
6.3	7.7	6.0	6.7	78	30	1	14	11	14	—	—	3	3	10	4	10	23	1	1	1	5	8	40	März
5.6	6.1	4.6	5.4	52	26	22	4	3	3	—	—	2	3	5	—	6	38	—	5	5	9	3	24	April
6.0	5.7	4.1	5.3	30	14	2	5	4	—	—	—	2	5	7	6	3	19	2	1	3	27	5	27	Mai
4.9	6.7	5.2	5.6	112	32	28	17	12	—	—	—	—	5	7	7	4	8	1	3	3	31	12	21	Juni
3.6	5.5	3.7	4.3	44	13	21	10	9	—	—	—	—	11	7	2	5	6	1	3	6	30	14	26	Juli
6.4	6.0	5.6	6.0	68	20	3	14	12	—	—	—	—	3	9	—	2	7	—	4	6	32	3	39	August
3.5	5.2	3.6	4.1	34	17	9	6	6	—	1	2	—	10	3	1	1	3	—	3	6	8	3	65	September
4.2	4.9	3.2	4.1	58	35	15	7	5	4	—	—	—	9	5	1	6	14	3	5	3	16	3	42	Oktober
4.9	5.2	4.2	4.8	45	10	8	8	8	7	—	—	2	11	10	1	3	47	—	—	—	5	1	33	November
6.4	6.9	6.7	6.7	86	15	15	14	12	9	—	—	2	1	12	1	6	30	2	—	—	9	1	44	Dezember
5.0	5.6	4.4	5.0	713	35	X	112	93	49	1	2	15	86	87	28	65	232	11	26	33	191	65	444	Jahr

Beobachter: **J. Stucky**

Reckingen

5.2	5.3	5.1	5.2	54	13	17	9	9	9	—	—	4	11	13	—	1	2	5	1	2	2	17	63	Januar
1.9	2.3	1.4	1.9	25	12	28	3	3	3	—	—	2	20	1	7	1	1	1	0	5	4	5	60	Februar
6.4	7.4	6.5	6.8	73	27	12	12	12	12	—	—	8	3	13	—	2	—	—	2	3	1	11	74	März
6.3	6.7	5.3	6.1	143	33	21	10	8	6	—	—	4	3	9	—	6	—	1	3	13	5	21	41	April
6.4	6.4	6.0	6.3	41	12	4	7	5	—	—	—	1	3	11	1	8	1	1	1	12	5	6	58	Mai
5.4	6.4	6.1	6.0	108	?	—	15	12	—	—	—	3	5	11	7	7	4	4	4	11	1	4	48	Juni
4.2	4.5	4.3	4.3	15	5	14	6	5	—	—	—	—	12	8	0	15	—	2	4	21	4	8	39	Juli
6.7	6.4	6.5	6.5	118	21	3	14	13	—	—	—	2	3	13	1	5	—	—	1	29	—	—	57	August
4.1	4.7	4.4	4.4	30	8	5	7	7	—	—	—	—	10	5	6	—	—	—	1	14	—	13	56	September
4.5	4.5	4.6	4.5	44	12	14	8	7	5	—	—	3	12	7	—	14	—	2	—	10	—	8	59	Oktober
4.8	5.5	5.4	5.2	201	51	14	10	10	9	—	—	2	11	12	1	2	—	—	—	—	—	7	80	November
7.2	7.6	7.5	7.4	103	63	15	9	8	5	—	—	7	2	16	1	—	—	—	—	—	—	15	77	Dezember
5.3	5.6	5.3	5.4	955	63	XII	110	99	49	—	—	36	95	119	24	61	8	16	17	120	22	115	712	Jahr

Graubünden

Chur

$\lambda = 9^{\circ}32'$, $\beta = 46^{\circ}51'$, $H_b = 609.9^{m}$, $G = 0.04\ ^{m}/_{m}$, $h_r = 1.7^{m}$

1934	Luftdruck					Luft-Temperatur								Relative Feuchtigkeit					
	Mittel	Minimum	Tag	Maximum	Tag	7^{30}	13^{30}	21^{30}	Mittel	Minimum	Tag	Maximum	Tag	7^{30}	13^{30}	21^{30}	Mittel	Minimum	Tag
Januar	713.3	702.0	12	722.2	6	−2.2	2.0	−1.2	−0.7	−7.6	2	7.2	12.19	82	62	84	76	37	12
Februar	714.7	694.4	27	724.9	14	−3.0	3.9	−0.9	−0.2	−11.1	3	11.9	23	81	57	78	72	30	23
März	702.7	691.5	12	712.3	4	2.1	8.7	4.0	4.7	−4.0	6	15.9	31	82	54	77	71	27	17
April	704.5	694.8	22	715.7	15	7.6	10.6	10.2	11.2	−0.5	4	27.2	17	79	45	65	63	29	17
Mai	709.4	698.3	3	718.0	8	11.8	19.4	14.0	14.8	6.8	9	23.8	13	82	51	72	68	33	10
Juni	709.0	699.7	5	714.5	18	13.0	20.2	14.7	15.7	9.2	6	29.2	19.24	85	50	76	70	29	19
Juli	709.7	703.8	12	714.9	26	15.3	23.1	17.5	18.4	12.2	5	29.2	20	84	50	75	70	37	11.31
August	708.3	701.7	4	714.0	17	13.6	19.7	15.0	15.8	8.2	31	28.6	22	89	59	84	77	37	22
September	711.8	700.1	1	717.5	27.30	12.0	20.4	14.2	15.2	5.8	3	25.9	8	89	52	86	76	36	3
Oktober	711.1	697.9	15	721.9	7	5.5	13.5	7.5	8.5	−0.2	19	22.8	2	87	52	83	74	36	19
November	709.1	696.8	6	721.2	27	1.8	6.3	2.9	3.5	−5.6	30	15.7	5	85	64	82	77	39	3
Dezember	705.9	692.7	15	718.4	30	2.8	6.6	3.9	4.3	−5.6	1	14.6	10	79	63	80	74	38	9. 10
Jahr	709.1	691.5	III	724.9	II	6.7	13.4	8.5	9.3	−11.1	II	29.2	VI/VII	84	55	79	73	27	III

Platta-Medels

$\lambda = 8^{\circ}51'$, $\beta = 46^{\circ}39'$, $H_b = 1378^{m}$, $G = -0.08\ ^{m}/_{m}$, $h_r = 1.2^{m}$

Januar	648.9	639.6	16	657.3	25	−5.1	1.4	−4.3	−3.1	−10.6	3	7.6	24	—	—	—	—	—	—
Februar	650.1	633.2	27	660.0	14	−5.6	3.9	−4.0	−2.4	−13.8	2	11.0	23	—	—	—	—	—	—
März	640.0	628.6	12	647.9	25	−1.6	4.3	−0.8	0.3	−12.0	6	12.0	25.26	—	—	—	—	—	—
April	643.1	634.1	22	654.1	16	3.8	9.7	4.8	5.8	−4.0	4	20.4	16	—	—	—	—	—	—
Mai	648.2	639.3	3	656.1	22	8.5	15.9	8.5	10.3	3.0	28	24.0	23	78	49	80	69	34	23.29
Juni	647.8	638.1	5	653.5	18	9.3	17.1	9.4	11.3	5.0	7	25.0	28	80	54	83	72	35	16.17
Juli	648.9	644.8	22	653.0	8	11.7	20.9	12.4	14.3	7.4	26	29.2	10	81	48	85	71	33	7
August	647.3	641.3	4	652.3	17	9.9	17.2	10.3	11.9	3.4	31	25.0	19	85	57	89	77	36	19
September	650.4	638.4	1	656.2	27	8.3	18.1	10.2	11.7	2.0	3	26.0	7	83	48	82	71	30	29
Oktober	648.5	635.9	15	657.3	7	2.6	12.0	3.9	5.6	−4.0	19	21.4	1	78	48	79	68	33	8. 22
November	645.8	633.6	13	656.8	27	−1.6	4.0	−0.4	0.4	−8.0	22	10.0	29	78	58	76	71	34	3
Dezember	643.4	631.2	16	654.0	1	−0.2	4.1	1.0	1.5	−6.0	22	9.0	1. 8	72	56	73	67	32	28
Jahr	646.9	628.6	III	660.0	II	3.3	10.7	4.2	5.6	−13.8	II	29.2	VII	—	—	—	—	—	—

Arosa

$\lambda = 9^{\circ}41'$, $\beta = 46^{\circ}47'$, $H_b = 1865^{m}$, $G = -0.12\ ^{m}/_{m}$, $h_r = 1.6^{m}$

Januar	610.1	601.0	16	618.4	26	−5.9	−2.1	−5.3	−4.7	−13.0	31	4.3	18	61	53	64	59	25	25
Februar	611.4	594.4	27	621.1	14	−5.0	0.1	−4.0	−3.2	−17.6	2	4.1	23	53	45	53	50	23	19
März	601.7	591.5	12	609.3	25	−3.3	1.4	−2.9	−1.9	−9.8	16	7.0	31	64	52	73	63	31	27
April	605.4	596.4	22	616.4	15	2.0	7.7	2.6	3.7	−5.5	5	17.2	17	60	48	64	57	28	4
Mai	610.8	601.9	3	617.7	22	6.1	11.8	5.8	7.4	0.8	8	17.8	23	69	52	77	66	29	11
Juni	610.9	601.2	5	616.5	18	7.0	12.2	6.8	8.2	1.4	6	20.8	23	68	56	79	68	30	23
Juli	612.4	608.5	13	616.1	7	10.2	16.4	10.1	11.7	4.8	25	22.4	10	69	49	77	65	29	7. 8
August	610.6	604.1	4	615.1	17	8.0	12.8	7.9	9.1	−1.0	30	20.8	19	79	63	83	75	32	19
September	613.5	602.0	1	619.1	27	7.2	13.8	8.2	9.3	0.2	3	20.7	8	72	51	75	66	28	29
Oktober	610.9	598.0	15	618.6	7	1.6	7.8	2.4	3.6	−6.7	18	16.6	1	60	49	66	58	29	1. 23
November	607.7	596.2	13	618.3	28	−1.9	1.8	−1.2	−0.6	−11.8	2	8.8	5	58	53	63	58	26	16
Dezember	605.3	592.9	15	615.7	1	−1.5	1.5	−1.0	−0.5	−7.7	22	6.3	10	63	58	67	63	35	2
Jahr	609.2	591.5	III	621.1	II	2.0	7.1	2.4	3.5	−17.6	II	22.4	VII	65	52	70	62	23	II

Davos-Platz

$\lambda = 9^{\circ}49'$, $\beta = 46^{\circ}48'$, $H_b = 1560.7^{m}$, $G = -0.10\ ^{m}/_{m}$, $h_r = 9.5^{m}$

Januar	633.7	624.5	16	642.2	26	−8.6	−2.0	−7.2	−6.2	−13.6	6	4.8	18	85	64	81	77	38	12
Februar	635.1	617.5	27	644.9	14	−10.1	0.6	−6.7	−5.7	−20.1	2	5.0	26	85	56	79	73	34	19
März	624.9	614.8	12	632.6	25	−4.2	3.8	−2.0	−1.1	−15.4	6	9.2	27	84	52	83	73	33	27
April	628.2	618.9	22	639.3	15.16	3.9	10.3	3.5	5.3	−3.8	5	19.5	17	73	45	74	64	30	17
Mai	633.5	624.4	3	641.0	22	8.9	13.6	7.5	9.4	2.0	8. 15	18.0	11.23	73	51	82	69	33	11
Juni	633.4	623.5	5	639.1	18	10.8	14.2	8.5	10.5	3.4	7	22.4	24	68	55	84	69	34	18
Juli	634.8	630.3	22	638.5	7	13.5	17.8	11.4	13.5	6.6	25	23.0	10	67	49	81	66	27	9
August	633.0	626.0	4	638.3	18	10.0	14.4	9.0	10.6	0.9	31	21.9	23	83	60	87	77	33	20
September	636.1	624.4	1	642.1	28	7.5	15.0	8.3	9.8	2.0	1	20.4	9	83	50	86	73	31	29
Oktober	634.0	621.1	15	642.5	7	0.1	8.9	1.9	3.2	−7.2	19	16.6	1	87	50	83	73	31	23
November	631.1	619.3	13	642.1	27	−3.4	3.0	−1.7	−0.9	−12.0	2	11.7	5	84	58	81	74	30	30
Dezember	628.5	616.2	15	639.3	1	−3.0	2.1	−1.4	−0.9	−10.0	23	7.6	10	85	66	85	79	41	2
Jahr	632.2	614.8	III	644.9	II	2.1	8.5	2.6	4.0	−20.1	II	23.0	VII	80	55	82	72	27	VII

Beobachter: Frl. **M. Defila**

Chur

Bewölkung				Niederschlag			Zahl der Tage								Windverteilung									1934
7^{30}	13^{30}	21^{30}	Mittel	Summe	Maximum	Tag	• *	●* ≧1.0	*	▲	K.	≡	heiter	trüb	N	NE	E	SE	S	SW	W	NW	Calmen	
5.9	5.9	5.3	5.7	21	7	27	12	9	9	—	—	1	7	11	—	—	—	—	—	—	—	—	—	Januar
3.1	3.0	3.5	3.2	7	4	28	3	2	3	—	—	—	10	1	—	—	—	—	—	—	—	—	—	Februar
6.2	6.4	7.0	6.5	64	35	12	9	6	4	—	—	—	2	11	—	—	—	—	—	—	—	—	—	März
5.0	5.2	3.7	4.6	50	22	22	6	3	—	—	—	—	6	5	—	—	—	—	—	—	—	—	—	April
5.7	5.7	6.0	5.8	35	8	8	12	10	—	1	4	—	4	10	—	—	—	—	—	—	—	—	—	Mai
5.0	6.6	6.7	6.1	136	31	28	17	16	—	—	1	—	5	11	—	—	—	—	—	—	—	—	—	Juni
4.6	4.2	5.4	4.7	73	14	14	12	11	—	—	—	—	10	8	—	—	—	—	—	—	—	—	—	Juli
0.9	6.3	6.7	6.6	199	42	3	17	16	—	—	3	—	4	9	—	—	—	—	—	—	—	—	—	August
4.0	3.9	4.9	4.3	47	16	9	9	8	—	—	—	—	9	4	—	—	—	—	—	—	—	—	—	September
4.5	4.7	4.7	4.6	61	24	15	9	6	1	—	—	—	12	7	—	—	—	—	—	—	—	—	—	Oktober
4.9	5.6	6.2	5.6	56	15	10	8	6	—	—	—	2	5	8	—	—	—	—	—	—	—	—	—	November
6.4	6.5	7.3	6.7	44	21	15	11	8	—	—	—	—	3	12	—	—	—	—	—	—	—	—	—	Dezember
5.2	5.3	5.6	5.4	793	42	VIII	125	101	17	1	8	3	77	97	—	—	—	—	—	—	—	—	—	Jahr

Beobachter: **G. Riedi**

Platta-Medels

5.1	5.0	5.1	5.1	44	13	19	9	9	9	—	—	4	10	12	1	—	1	—	6	6	—	—	79	Januar
3.2	3.0	2.3	2.8	43	27	27	4	4	4	—	—	3	16	4	—	2	—	—	4	5	—	—	73	Februar
6.9	7.2	6.6	6.9	87	32	12	11	10	10	—	—	6	3	13	—	—	—	—	10	19	—	1	63	März
6.5	6.9	5.5	6.3	118	63	22	11	9	5	—	—	2	1	11	—	—	—	—	13	29	1	—	47	April
6.3	6.3	4.9	5.8	48	9	17	18	13	—	—	—	6	2	11	1	2	—	—	2	15	—	—	73	Mai
5.7	6.5	6.1	6.1	139	40	28	19	17	—	—	3	8	5	10	—	—	—	—	1	9	2	1	77	Juni
5.1	5.5	5.4	5.3	86	28	21	13	12	—	—	5	11	9	11	1	1	—	—	2	3	—	—	86	Juli
6.9	6.6	6.7	6.7	302	108	3	18	14	—	—	3	16	4	15	—	—	—	—	4	8	—	—	81	August
4.7	5.6	4.8	5.0	35	9	9	8	8	—	—	2	9	8	7	2	—	—	—	5	11	—	—	72	September
4.8	4.4	4.4	4.5	60	24	15	11	10	5	—	—	9	11	7	1	—	—	—	8	7	1	—	76	Oktober
5.9	5.6	6.2	5.9	230	66	14	11	10	8	—	—	7	9	14	1	—	—	—	8	15	—	—	66	November
5.9	7.1	8.1	7.0	45	30	15	8	7	3	—	—	8	2	16	—	—	1	1	18	7	4	—	62	Dezember
5.6	5.8	5.5	5.6	1237	108	VIII	141	123	44	—	13	89	80	131	7	5	2	1	81	134	8	2	855	Jahr

Beobachter: **Lichtklimatisches Observatorium**

Arosa

5.8	5.8	5.1	5.6	64	12	19	14	13	14	—	—	1	8	9	—	—	2	3	—	1	8	9	70	Januar
2.2	2.8	2.6	2.5	15	9	28	4	3	4	—	—	1	18	4	—	—	—	1	—	3	11	4	65	Februar
6.3	6.8	6.3	6.5	85	26	12	11	9	11	—	—	3	3	10	—	—	5	7	—	7	10	4	60	März
5.1	5.6	3.9	4.9	54	21	22	6	6	5	—	—	2	5	4	—	—	2	8	—	11	16	2	51	April
5.7	7.2	6.4	6.4	65	11	14	14	13	1	4	4	8	2	8	—	—	9	10	1	2	5	1	65	Mai
5.9	7.1	7.2	6.7	217	28	28	19	19	3	1	3	4	2	12	—	—	5	6	1	2	1	2	73	Juni
4.8	5.2	6.0	5.3	110	23	14	12	12	—	1	4	4	8	10	—	—	5	15	—	2	5	3	63	Juli
7.2	7.7	7.4	7.4	284	46	29	22	20	3	—	4	7	4	17	—	1	11	6	1	1	5	1	67	August
3.8	5.2	5.3	4.8	131	57	9	13	11	—	—	2	5	8	6	—	1	3	11	1	7	3	—	64	September
4.2	4.7	5.4	4.8	100	31	4	11	9	9	—	—	5	11	10	—	2	3	7	4	4	2	4	67	Oktober
4.3	5.4	5.4	5.0	77	18	5	12	10	11	—	—	2	9	8	—	—	3	10	1	5	10	3	58	November
6.1	6.9	7.0	6.7	58	26	15	12	8	11	—	—	1	3	12	—	—	2	4	1	3	16	6	61	Dezember
5.1	5.9	5.7	5.6	1260	57	IX	150	133	72	6	17	43	81	110	—	4	50	88	10	48	92	39	764	Jahr

Beobachter: **Kurverein**

Davos-Platz

6.6	5.9	4.9	5.8	42	7	16	12	11	12	—	—	—	7	10	1	16	—	—	—	4	1	—	71	Januar
2.0	2.7	2.9	2.5	10	4	21	3	3	3	—	—	—	17	4	—	17	1	1	—	1	—	—	64	Februar
6.2	6.9	6.0	6.4	51	17	12	10	7	10	—	—	—	3	11	—	23	—	2	1	11	1	—	55	März
5.1	5.1	3.7	4.6	40	21	22	5	4	3	—	—	—	7	4	—	14	2	6	3	9	1	—	55	April
6.1	7.1	5.7	6.3	46	9	11	13	10	1	—	5	—	2	8	1	33	1	3	3	6	—	—	46	Mai
5.9	7.2	6.6	6.6	171	36	28	19	18	1	1	2	—	2	12	1	33	2	1	4	6	—	—	43	Juni
4.6	5.3	5.3	5.1	107	15	11.24	12	12	—	1	5	—	9	10	—	39	1	—	1	6	—	1	45	Juli
7.4	7.2	6.8	7.1	210	35	4	23	19	3	—	2	—	4	15	1	37	1	1	—	4	1	—	48	August
4.5	4.9	5.2	4.9	64	22	9	10	9	—	—	1	—	7	5	—	29	1	2	1	2	—	—	55	September
4.3	4.8	4.3	4.5	82	34	4	8	8	6	—	—	—	11	6	1	38	—	—	—	7	2	—	45	Oktober
4.2	5.0	4.5	4.6	59	13	6	11	10	9	—	—	—	11	6	—	7	2	6	9	11	1	—	54	November
5.0	6.4	6.7	6.0	55	12	18	14	11	12	—	—	—	5	9	1	6	1	1	2	10	—	—	72	Dezember
5.2	5.7	5.2	5.4	937	36	VI	140	122	60	2	15	—	85	100	6	292	12	23	24	77	7	1	653	Jahr

Graubünden

Schatzalp (ob Davos)

$\lambda = 9^{\circ}49'$, $\beta = 46^{\circ}48'$, $H_b = 1868.3$ m. $G = -$ $^{m}/_{m}$, $h_r = 1.5$ m

1934	Luftdruck					Luft-Temperatur								Relative Feuchtigkeit					
	Mittel	Minimum	Tag	Maximum	Tag	7^{30}	13^{30}	21^{30}	Mittel	Minimum	Tag	Maximum	Tag	7^{30}	13^{30}	21^{30}	Mittel	Minimum	Tag
Januar	—	—	—	—	—	-6.2	-1.1	-6.0	-4.8	-13.3	31	7.3	26	53	43	54	50	18	25
Februar	—	—	—	—	—	-5.7	0.9	-5.2	-3.8	-17.3	2	5.5	10	48	37	51	45	19	19
März	—	—	—	—	—	-3.1	2.3	-3.2	-1.8	-10.2	16	8.0	28	58	43	61	54	18	6
April	—	—	—	—	—	2.2	8.6	2.1	3.8	-5.4	4	18.6	17	69	39	56	55	27	17
Mai	—	—	—	—	—	6.8	11.8	5.7	7.5	0.6	8	16.3	11	71	43	62	59	26	11
Juni	—	—	—	—	—	7.6	12.0	6.7	8.2	1.8	5	20.8	23	71	49	63	61	28	18
Juli	—	—	—	—	—	10.6	15.6	9.8	11.4	4.0	25	21.4	10	74	44	64	61	25	9
August	—	—	—	—	—	8.4	11.9	7.4	8.8	0.8	4	20.8	23	82	54	67	68	26	19
September	—	—	—	—	—	7.5	13.2	7.7	9.0	0.8	2	19.0	8	75	44	62	60	26	29
Oktober	—	—	—	—	—	1.8	7.3	1.7	3.1	-7.5	18	15.4	2. 26	64	46	64	58	27	13 22.25
November	—	—	—	—	—	-2.6	2.5	-1.6	-0.8	-12.6	2	9.0	5	61	50	64	58	23	26
Dezember	—	—	—	—	—	-2.0	1.9	-1.5	-0.8	-8.5	22	5.8	2	66	54	68	63	22	31
Jahr	—	—	—	—	—	2.1	7.2	2.0	3.3	-17.3	II	21.4	VII	66	46	61	58	18	I/III

Schuls

$\lambda = 10^{\circ}18'$, $\beta = 46^{\circ}48'$. $H_b = 1236.5$ m, $G = -0.05$ $^{m}/_{m}$. $h_r = 1.5$ m

Januar	660.2	650.5	15	670.3	26	-8.3	-2.2	-7.1	-6.2	-12.6	14 22.25	3.6	18	75	51	75	67	34	12.26
Februar	661.3	644.0	27	671.4	14	-8.6	1.6	-5.3	-4.4	-17.8	3	6.4	24	75	41	71	63	20	20
März	650.8	641.2	18	659.0	25	-2.2	6.4	-0.9	0.6	-11.2	6	12.9	31	75	38	78	64	19	19
April	653.7	644.0	9	665.1	16	4.8	13.4	4.7	6.9	-3.5	4	22.4	17	69	30	67	55	18	4. 17
Mai	658.4	648.4	17	666.6	22	9.7	17.7	8.0	10.9	3.8	27	23.3	23	63	29	76	56	19	28.30
Juni	658.2	647.8	5	664.4	18	11.2	17.5	9.8	12.1	5.3	7	25.2	19	65	36	78	60	17	18.23
Juli	659.2	653.6	12	665.4	8. 16	13.5	21.6	12.4	15.0	8.5	4	27.4	10	63	31	75	56	14	9
August	657.6	650.6	4	663.5	17	11.6	17.8	10.2	12.5	2.7	30	22.9	19	72	40	87	66	15	17
September	661.2	649.2	1	668.2	28	8.6	17.3	9.5	11.2	3.2	3	22.6	7	82	36	85	68	17	4
Oktober	659.1	645.5	15	669.1	7	0.8	10.4	2.6	4.1	-6.4	19	18.7	1	87	37	81	68	18	1
November	657.3	645.3	13	669.0	27	-3.4	2.7	-2.0	-1.2	-9.9	2. 22	8.1	5	82	55	81	73	36	27
Dezember	654.4	641.3	16	665.8	1	-3.3	1.4	-2.0	-1.5	-12.1	23	6.2	6	82	60	83	75	33	2
Jahr	657.6	641.2	III	671.4	II	2.9	10.5	3.3	5.0	-17.8	II	27.4	VII	74	40	78	64	14	VII

Buffalora (Ofenpass)

$\lambda = 10^{\circ}16'$, $\beta = 46^{\circ}38'$, $H_b =$ ca. 1977 m. $G = -$ $^{m}/_{m}$, $h_r = 1.5$ m

Januar	—	—	—	—	—	-14.0	-3.0	-13.0	-10.8	-21.0	31	4.5	18	90	54	87	77	32	24.25
Februar	—	—	—	—	—	-14.6	0.6	-10.3	-8.6	-27.0	2	5.0	19	89	45	78	71	22	19
März	—	—	—	—	—	-8.6	1.9	-6.0	-4.7	-21.0	6	7.0	26.27	92	55	88	78	32	17
April	—	—	—	—	—	-0.6	6.9	-0.6	1.3	-9.0	4	15.0	30	89	50	92	77	30	4
Mai	—	—	—	—	—	4.7	11.9	4.0	6.1	-4.2	7	17.0	22.23	82	49	88	73	21	20
Juni	—	—	—	—	—	6.4	12.9	6.0	7.8	0.0	8	21.0	24	75	50	87	71	21	1
Juli	—	—	—	—	—	9.1	17.1	8.8	11.0	4.2	23	22.0	10	73	39	79	64	20	7
August	—	—	—	—	—	7.3	13.6	6.7	8.6	0.0	31	20.4	21	81	52	90	74	22	16
September	—	—	—	—	—	4.4	13.7	5.1	7.1	0.0	3. 4	20.2	9	91	45	90	75	23	4
Oktober	—	—	—	—	—	-2.2	7.9	-1.3	0.8	-12.8	18	16.0	1	92	44	84	73	21	1. 13
November	—	—	—	—	—	-10.2	-0.3	-8.9	-7.1	-20.0	2	5.0	4	96	61	92	83	42	2
Dezember	—	—	—	—	—	-9.1	-0.4	-7.5	-6.1	-19.4	23	6.4	6	95	60	92	82	31	2
Jahr	—	—	—	—	—	-2.3	6.9	-1.4	0.4	-27.0	II	22.0	VII	87	50	87	75	20	VII

Sta. Maria

$\lambda = 10^{\circ}25'$, $\beta = 46^{\circ}36'$, $H_b = 1411$ m, $G = -0.05$ $^{m}/_{m}$, $h_r = 1.5$ m

Januar	645.0	635.7	16	654.3	25	-5.1	-1.6	-4.6	-4.0	-8.8	14	3.4	18	68	52	63	61	34	6
Februar	645.9	629.9	27	655.2	14	-3.8	3.0	-1.6	-1.0	-15.4	2	8.0	19	58	44	57	53	31	8. 20
März	636.6	627.6	18	644.9	25	-1.8	4.4	-0.7	0.3	-7.0	17	9.8	31	73	50	81	68	28	19
April	640.0	630.2	22	650.2	16	4.7	10.6	4.9	6.3	-4.2	5	19.2	17	72	50	73	65	24	4
Mai	644.7	635.3	17	652.0	10	10.3	15.5	9.7	11.3	4.4	9	21.8	23	57	49	74	60	28	29
Juni	644.3	634.6	5	649.9	17	11.8	17.2	11.3	12.9	8.0	7	24.6	19	51	49	75	58	30	16
Juli	645.4	641.3	13	649.0	8	14.3	20.7	14.1	15.8	9.2	15	25.6	10	48	45	68	54	26	7. 8
August	643.7	636.8	4	648.9	17	11.8	16.7	11.6	12.9	6.8	31	22.3	20	72	60	84	72	36	20
September	647.1	634.9	1	653.1	28	9.7	16.2	10.9	11.9	5.4	3	23.0	8	80	53	82	72	24	4
Oktober	644.8	631.0	15	652.9	7	3.8	10.0	4.7	5.8	-2.0	22	15.8	13	70	52	70	64	32	13
November	642.9	631.4	12	653.4	28	-1.5	1.8	-0.4	-0.1	-7.6	3	6.2	27	77	63	75	72	32	26
Dezember	640.3	627.4	16	650.2	1	-1.5	1.5	-0.7	-0.4	-8.2	24	6.2	6	77	62	74	71	41	30
Jahr	643.4	627.4	XII	655.2	II	4.4	9.7	4.9	6.0	-15.4	II	25.6	VII	67	52	73	64	24	19/IX

Beobachter: **Sanatorium**

Schatzalp (ob Davos)

Bewölkung				Niederschlag			Zahl der Tage								Windverteilung									1934
7^{30}	13^{30}	21^{30}	Mittel	Summe	Maximum	Tag	●	●* ≧1.0	*	▲	R	≡	heiter	trüb	N	NE	E	SE	S	SW	W	NW	Calmen	
6.6	6.5	4.8	6.0	43	8	27	13	12	12	—	—	—	7	10	—	3	8	4	2	9	13	7	47	Januar
2.0	3.3	1.9	2.4	12	6	28	4	3	4	—	—	—	17	3	1	4	5	9	—	3	9	7	46	Februar
6.6	7.7	5.8	6.7	52	14	12	13	12	13	—	—	1	2	12	1	2	5	6	3	4	15	6	51	März
5.4	6.2	4.1	5.2	41	18	22	7	5	6	—	—	—	5	6	—	1	10	5	—	11	6	6	51	April
6.6	7.3	5.4	6.4	50	9	11	13	11	2	1	3	5	2	10	1	6	13	3	—	3	11	11	45	Mai
6.1	7.5	6.8	6.8	182	36	28	20	18	3	1	1	2	2	13	1	6	15	—	—	11	6	17	34	Juni
5.0	5.6	5.7	5.4	116	15	15	14	12	—	1	3	3	8	11	1	18	12	3	—	4	4	27	24	Juli
7.3	7.9	6.8	7.3	226	39	4	25	22	6	—	1	6	3	19	1	11	7	3	—	6	2	25	38	August
4.8	5.5	5.4	5.2	75	21	9	11	9	2	—	—	2	6	7	8	18	5	3	—	1	5	12	38	September
4.5	4.8	4.5	4.6	79	30	4	10	9	8	—	—	—	12	9	3	9	4	8	—	4	10	12	43	Oktober
4.7	5.4	4.3	4.8	44	10	5	11	10	9	—	—	2	11	7	3	7	3	1	1	1	12	20	42	November
6.5	7.1	6.4	6.7	55	13	15	13	9	10	—	—	1	5	10	2	15	3	2	—	6	10	15	40	Dezember
5.5	6.2	5.2	5.6	975	39	VIII	154	132	75	3	8	22	80	117	22	100	90	47	6	63	103	165	499	Jahr

Beobachter: **H. Monreal**

Schuls

5.2	4.9	5.0	5.0	17	3	19	8	8	8	—	—	—	7	7	—	2	—	—	—	6	—	—	85	Januar
2.0	2.5	1.9	2.1	15	9	28	3	3	3	—	—	—	18	2	—	1	—	—	1	3	—	—	79	Februar
6.0	6.6	6.3	6.3	57	20	12	6	6	5	—	—	—	2	11	—	3	—	2	—	7	—	—	81	März
4.6	4.3	5.0	4.6	42	23	22	8	7	1	—	—	—	7	5	—	—	1	2	2	11	—	—	74	April
4.4	6.0	4.2	4.9	43	15	8	13	10	—	—	—	—	3	4	—	7	1	1	1	11	1	2	69	Mai
4.9	6.1	5.9	5.6	106	21	6	19	16	—	—	1	—	5	9	—	7	—	—	—	3	1	1	78	Juni
4.0	4.0	4.9	4.3	72	16	14	12	11	—	—	3	—	11	5	—	—	2	—	—	2	—	1	88	Juli
6.1	5.9	6.0	6.0	166	31	29	21	18	1	—	2	—	6	9	—	2	1	—	—	—	—	1	89	August
4.6	3.7	4.1	4.1	45	17	9	9	6	—	—	—	—	8	4	—	1	1	1	—	1	1	—	85	September
3.6	4.1	3.1	3.6	42	15	4	6	6	1	—	—	—	13	3	—	—	3	—	1	4	1	—	84	Oktober
4.6	4.1	4.9	4.5	79	19	5	8	7	6	—	—	3	7	5	—	—	—	—	—	8	1	—	81	November
5.8	6.0	5.6	5.8	47	14	18	12	9	9	—	—	1	4	9	—	—	—	—	—	5	—	—	88	Dezember
4.7	4.9	4.7	4.8	731	31	VIII	125	107	34	—	6	4	91	73	—	23	9	6	5	61	5	5	981	Jahr

Beobachter: **O. Waldburger**

Buffalora (Ofenpass)

4.7	4.5	2.5	3.9	19	4	20	7	7	7	—	—	1	9	1	—	—	—	3	—	13	25	1	51	Januar
1.4	2.3	1.5	1.7	29	14	27	4	4	4	—	—	—	21	1	—	1	5	7	2	9	16	—	44	Februar
6.3	6.7	5.4	6.1	60	13	1	12	10	12	—	—	—	4	10	—	—	5	23	5	7	9	1	43	März
5.2	5.3	5.0	5.2	60	31	22	6	6	5	—	—	—	4	7	—	—	—	17	13	4	4	3	49	April
5.0	5.7	4.3	5.0	53	8	8	11	11	2	1	—	—	5	6	—	2	14	17	2	2	16	3	37	Mai
3.7	5.8	5.4	5.0	125	19	6	15	15	1	—	1	—	4	5	—	—	6	13	—	10	15	1	45	Juni
3.3	4.0	4.6	4.0	95	15	14	14	14	—	—	1	—	12	4	—	—	1	10	3	10	26	2	41	Juli
5.5	6.4	4.8	5.6	197	33	31	18	18	3	1	—	—	5	6	1	—	3	19	—	6	16	1	47	August
3.1	3.9	4.1	3.7	59	20	9	8	7	—	—	—	2	8	3	1	2	13	6	—	1	9	2	56	September
2.9	3.3	3.4	3.2	49	19	4	7	7	3	—	—	—	17	4	2	1	17	4	—	—	11	9	49	Oktober
3.3	4.2	4.1	3.9	106	27	6	10	9	9	—	—	—	13	3	—	6	12	14	2	7	1	1	47	November
5.5	5.6	4.4	5.2	49	15	15	8	8	8	—	—	—	4	6	1	3	21	7	—	—	6	3	52	Dezember
4.2	4.8	4.1	4.4	901	33	VIII	120	116	54	2	2	3	106	56	5	15	97	140	27	69	154	27	561	Jahr

Beobachter: **J. Rothenberger**

Sta. Maria

4.0	3.7	2.6	3.4	21	10	20	4	3	4	—	—	1	10	3	—	—	—	—	3	7	1	—	82	Januar
1.5	2.3	1.9	1.9	29	14	28	3	3	3	—	—	1	20	1	—	—	—	—	6	9	2	—	67	Februar
5.3	6.0	5.5	5.6	119	32	1	14	13	11	—	—	1	3	8	—	—	—	—	1	3	—	—	89	März
5.6	4.5	4.4	4.8	59	32	22	5	5	1	—	—	3	4	4	—	—	—	—	2	3	—	1	84	April
5.8	6.0	4.6	5.1	46	15	2	12	10	—	—	—	2	5	4	6	1	—	—	1	1	1	1	82	Mai
4.0	5.2	5.2	4.8	93	23	6	14	12	—	—	—	2	5	4	3	1	—	—	1	—	1	1	83	Juni
3.4	3.6	3.9	3.6	107	22	14	12	12	—	—	3	—	12	3	7	2	—	—	2	3	1	—	78	Juli
5.4	5.6	4.8	5.3	151	32	26	15	14	—	—	—	2	6	6	2	—	—	—	1	—	—	—	90	August
3.4	3.5	4.1	3.7	42	15	9	8	7	—	—	—	—	9	1	—	1	—	—	2	5	—	—	81	September
3.0	3.8	3.0	3.3	30	17	4	5	4	1	—	—	2	15	4	—	—	—	1	2	4	—	—	86	Oktober
4.7	4.2	3.5	4.1	134	26	6	11	11	7	—	—	4	13	7	—	—	—	1	6	7	2	—	73	November
4.6	4.8	5.3	4.9	59	29	15	5	5	4	—	—	5	5	5	—	—	—	2	3	1	—	—	89	Dezember
4.1	4.4	4.1	4.2	890	32	III/IV VIII	108	99	31	—	3	23	107	50	18	15	—	4	30	43	8	3	984	Jahr

Graubünden

Bevers

$\lambda = 9^{0}\,53'$, $\beta = 46^{0}\,33'$, H_b = ca. 1710 m, $G = -0.12$ ‰, $h_r = 1.6$ m

1934	Luftdruck					Luft-Temperatur								Relative Feuchtigkeit					
	Mittel	Minimum	Tag	Maximum	Tag	7^{30}	13^{30}	21^{30}	Mittel	Minimum	Tag	Maximum	Tag	7^{30}	13^{30}	21^{30}	Mittel	Minimum	Tag
Januar	622.0	612.3	16	631.3	26	−13.5	−4.7	−11.4	−10.2	−20.4	31	4.8	18	86	63	80	76	47	12
Februar	623.2	606.8	27	632.8	14	−13.5	−1.2	−8.4	−7.9	−25.0	2	3.0	22	82	56	74	71	35	8
März	613.7	604.8	12	621.7	25	−7.7	1.5	−3.9	−3.5	−20.3	6	7.5	27	85	59	82	75	37	27
April	617.4	608.4	9	628.3	15.16	0.0	6.8	1.2	2.3	−7.4	5	14.0	17	82	56	84	74	29	4
Mai	622.2	613.1	17	629.6	22	8.1	13.0	6.3	8.4	1.0	8	18.8	23	65	51	79	65	39	11
Juni	622.1	612.2	5	627.7	18	10.2	14.1	7.8	10.0	4.2	7	19.8	18	61	52	80	64	35	16
Juli	623.7	618.7	13	627.5	7	13.4	18.4	10.6	13.3	6.0	15	23.3	10	58	46	76	60	31	9
August	621.9	615.5	4	626.8	17	10.2	14.9	8.5	10.5	0.9	31	20.8	20	68	58	84	70	36	20
September	625.1	613.1	1	631.7	28	4.8	15.4	7.3	8.7	−1.3	4	21.5	8	86	50	83	73	29	8
Oktober	622.4	609.0	15	630.7	7	−1.6	9.4	1.1	2.5	−7.8	19	16.9	1	84	49	78	70	29	13
November	620.0	608.7	13	631.1	28	−7.7	−0.8	−5.5	−4.9	−17.5	22	4.8	4.5	86	67	85	79	54	2
Dezember	617.4	604.7	16	628.3	1	−7.7	−1.4	−5.4	−5.0	−16.5	24	4.2	11	84	64	83	77	45	29
Jahr	620.9	604.7	XII	632.8	II	−0.4	7.1	0.7	2.0	−25.0	II	23.3	VII	77	56	81	71	29	IV IX/X

Bevers: Beobachterwechsel anfangs Oktober. Neue Höhe ca. 1711 m.

Sils-Maria

$\lambda = 9^{0}\,46'$, $\beta = 46^{0}\,26'$, $H_b = 1813.6$ m, $G = -$ ‰, $h_r = 1.5$ m

Januar	—	—	—	—	—	−11.4	−3.9	−10.1	−8.9	−18.0	26	0.1	27	85	51	79	72	26	27
Februar	—	—	—	—	—	−10.4	−0.7	−7.1	−6.3	−17.2	2	3.5	18	78	44	68	63	23	20
März	—	—	—	—	—	−6.6	1.0	−3.9	−3.3	−16.0	6	6.0	27	87	54	87	76	26	6
April	—	—	—	—	—	0.2	5.6	1.0	2.0	−6.0	10	12.1	17	86	56	91	78	35	17 28.29
Mai	—	—	—	—	—	6.4	12.3	6.2	7.8	1.4	8	17.3	23	73	44	78	65	24	11
Juni	—	—	—	—	—	8.9	13.2	7.6	9.3	2.4	11	18.5	19	66	46	81	64	27	10.11
Juli	—	—	—	—	—	11.3	17.2	10.4	12.3	6.2	15	21.8	11	62	40	73	58	23	7. 28
August	—	—	—	—	—	8.1	13.3	8.8	9.8	0.3	31	17.7	20	88	56	87	77	26	19
September	—	—	—	—	—	5.7	12.8	7.6	8.4	1.1	4	19.0	8	89	49	84	74	17	8
Oktober	—	—	—	—	—	−1.0	7.2	0.9	2.0	−6.8	18	13.4	13	84	44	74	67	16	13
November	—	—	—	—	—	−6.0	0.2	−4.5	−3.7	−12.4	2. 23	4.0	5	87	34	84	68	28	27
Dezember	—	—	—	—	—	−6.0	0.0	−4.8	−3.9	−13.6	24	4.4	11	91	58	89	79	37	2
Jahr	—	—	—	—	—	−0.1	6.5	1.0	2.1	−18.0	I	21.8	VII	81	48	81	70	16	X

Vicosoprano

$\lambda = 9^{0}\,37'$, $\beta = 46^{0}\,21'$, $H = 1087$ m, $G = -$ ‰, $h_r = 1.5$ m

Januar	—	—	—	—	—	−2.0	−0.5	−2.3	−1.8	−7.8	24	4.8	9	61	59	64	61	34	9
Februar	—	—	—	—	—	0.8	3.8	2.4	2.4	−8.8	2	11.1	22	57	53	57	56	29	20
März	—	—	—	—	—	0.5	3.6	0.8	1.4	−3.3	7	10.2	31	73	67	83	74	39	6
April	—	—	—	—	—	5.0	10.0	5.2	6.4	−0.5	4	18.9	17	82	63	88	78	43	17 26.29
Mai	—	—	—	—	—	11.5	16.8	11.8	13.0	6.2	5	22.7	22	73	55	76	68	35	29
Juni	—	—	—	—	—	13.5	18.0	13.2	14.5	9.2	2	23.2	19	68	58	74	67	35	8
Juli	—	—	—	—	—	16.7	21.7	16.6	17.9	10.2	15	25.7	10	60	53	66	60	31	2
August	—	—	—	—	—	13.1	17.8	13.7	14.6	6.8	31	22.2	20	76	62	80	73	40	14
September	—	—	—	—	—	11.8	17.2	12.8	13.6	7.9	1	22.9	5	74	60	85	73	31	4
Oktober	—	—	—	—	—	6.1	10.5	6.3	7.3	−1.0	20	19.1	13	69	57	75	67	29	13
November	—	—	—	—	—	1.4	2.6	1.9	2.0	−3.5	23	9.4	27	73	73	74	73	33	2
Dezember	—	—	—	—	—	1.3	3.1	1.7	2.0	−3.8	25	6.8	27	74	69	73	72	42	31
Jahr	—	—	—	—	—	6.6	10.4	7.0	7.8	−8.8	II	25.7	VII	70	61	75	69	29	II/X

Splügen (Dorf)

$\lambda = 9^{0}\,19'$, $\beta = 46^{0}\,33'$, H_b = ca. 1500 m, $G = -0.10$ ‰, $h_r = 0.8$ m

Januar	638.1	628.8	16	647.4	26	−7.7	−3.1	−6.7	−6.0	−14.3	6	2.7	19	76	56	70	67	27	27
Februar	639.3	622.1	27	649.1	14	−8.5	−0.6	−6.3	−5.4	−17.8	2	4.2	23	77	52	73	67	37	23
März	629.7	617.8	12	637.4	25	−3.4	2.5	−1.5	−1.0	−15.7	6	10.2	31	75	53	77	68	30	17
April	623.3	624.4	9	645.2	16	3.1	8.0	3.0	4.3	−5.0	4	17.7	16	71	52	76	66	31	17
Mai	638.2	629.2	3. 4	646.0	21	8.1	13.2	7.6	9.1	0.9	8	21.1	23	71	49	77	66	28	11.23
Juni	637.9	627.9	5	643.9	18	9.8	14.1	9.0	10.5	3.7	7	22.0	19	73	52	79	68	26	17
Juli	639.1	634.5	13	643.2	8	12.1	18.5	12.0	13.7	7.8	15	24.2	10	73	48	75	65	23	9. 19
August	637.4	630.0	4	642.4	17	10.0	14.8	10.3	11.3	3.4	4	22.6	19	80	54	83	72	28	20
September	640.3	628.7	1	646.3	28	7.8	15.7	9.0	10.4	2.0	1	21.8	9	81	44	82	69	21	30
Oktober	638.4	624.5	15	646.7	7	1.0	9.1	3.0	4.0	−7.2	19	18.0	1	84	48	79	70	23	1
November	635.6	623.7	13	646.4	28	−4.1	0.0	−2.6	−2.3	−12.4	22	6.0	4	82	66	81	76	35	3
Dezember	633.1	620.7	16	643.8	1	−3.4	0.8	−1.6	−1.4	−10.3	20	4.3	7. 10	80	62	77	73	30	18
Jahr	636.7	617.8	III	649.1	II	2.1	7.8	2.9	3.9	−17.8	II	24.2	VII	77	53	77	69	21	IX

Beobachter: **G. Krättli, P. Nagler**

Bevers

Bewölkung				Niederschlag			Zahl der Tage								Windverteilung									1934
7^{30}	13^{30}	21^{30}	Mittel	Summe	Maximum	Tag	●	●≧10	✳	▲	⛆	≡	heiter	trüb	N	NE	E	SE	S	SW	W	NW	Calmen	
4.7	4.8	3.6	4.4	18	6	20	10	6	9	—	—	—	10	5	5	7	1	3	6	9	25	11	26	Januar
2.1	2.6	2.2	2.3	28	14	27	6	3	6	—	—	—	21	3	9	12	3	3	5	6	8	9	29	Februar
6.6	6.7	6.3	6.5	106	32	12	15	10	12	—	—	—	2	11	7	8	3	—	7	15	20	8	25	März
6.0	5.2	5.3	5.5	68	29	22	9	7	6	—	1	—	5	8	2	4	2	3	20	14	15	3	27	April
5.4	6.3	5.5	5.7	40	10	8	18	14	1	1	—	—	2	7	2	9	2	8	10	15	17	9	21	Mai
6.9	6.9	6.7	6.8	94	24	6	16	12	3	—	2	—	3	9	9	12	1	6	8	6	17	6	25	Juni
3.9	5.0	4.7	4.5	86	21	22	12	11	—	—	—	—	9	5	6	1	—	1	8	8	14	—	55	Juli
9.0	6.2	5.5	6.9	178	38	29	19	15	1	1	—	1	5	11	8	1	—	2	6	14	12	—	50	August
5.4	5.5	3.4	4.8	38	17	9	6	6	1	—	—	2	9	3	2	2	—	2	11	8	10	1	54	September
4.2	4.1	3.9	4.1	46	24	4	9	5	7	—	—	—	13	8	3	2	—	2	6	5	10	7	58	Oktober
4.8	4.3	4.0	4.4	137	34	14	11	9	10	—	—	—	11	8	1	9	—	2	4	5	3	—	66	November
5.7	6.0	6.2	6.0	44	24	15	8	5	8	—	—	—	4	5	3	10	1	—	3	12	8	8	48	Dezember
5.4	5.3	4.8	5.2	883	38	VIII	139	103	64	2	3	3	94	83	57	77	13	32	94	117	159	62	484	Jahr

Beobachter: **A. Fluor**

Sils-Maria

5.0	5.2	3.3	4.5	10	6	19	4	2	4	—	—	—	13	7	4	1	—	—	3	3	2	6	74	Januar
2.4	2.5	1.9	2.3	36	14	27	5	5	5	—	—	—	21	5	2	—	—	1	2	2	—	11	66	Februar
6.6	6.9	7.1	6.9	141	27	20	16	11	16	—	—	—	3	12	1	—	—	1	5	10	2	9	65	März
5.9	5.7	6.6	6.1	108	44	22	11	9	8	—	—	—	3	10	—	—	—	—	—	8	3	3	76	April
5.7	5.9	5.0	5.5	61	11	8	15	11	1	—	—	—	4	5	2	—	—	2	1	5	5	5	73	Mai
4.7	5.9	5.9	5.5	118	16	28	14	14	2	—	1	—	5	8	6	—	—	—	4	4	3	5	68	Juni
3.7	4.3	4.6	4.2	108	31	14	13	11	—	—	2	—	11	5	6	—	—	—	2	1	5	6	73	Juli
6.8	6.4	6.3	6.5	222	41	29	17	15	2	—	5	—	6	15	3	—	—	1	2	1	1	1	84	August
3.2	3.3	2.9	3.1	34	19	9	7	4	—	—	—	1	10	4	1	—	—	2	—	1	4	4	78	September
3.8	4.4	4.2	4.1	41	21	4	7	6	3	—	—	—	12	8	3	—	—	1	1	3	2	3	80	Oktober
4.7	5.1	4.6	4.8	194	46	6	10	10	10	—	—	—	11	8	3	—	—	2	—	4	4	—	77	November
5.9	6.2	6.3	6.1	47	19	15	8	8	8	—	—	—	5	11	2	—	—	—	1	2	—	—	88	Dezember
4.9	5.1	4.9	5.0	1120	46	XI	127	106	59	—	8	1	104	98	33	1	—	10	21	44	31	53	902	Jahr

Beobachter: **H. Roffler**

Vicosoprano

3.7	4.4	2.7	3.6	5	2	19	3	2	3	—	—	—	13	3	1	37	1	—	—	—	—	—	54	Januar
2.4	2.2	2.0	2.2	58	28	26	4	4	4	—	—	—	21	4	—	47	—	1	—	2	—	—	34	Februar
6.6	7.2	6.2	6.7	198	52	20	16	14	11	—	—	—	3	14	—	25	1	—	—	—	—	—	67	März
6.2	6.5	7.7	6.8	222	64	22	15	13	5	—	—	—	2	13	—	4	—	—	1	1	—	—	84	April
4.9	6.3	5.0	5.4	92	13	2	15	14	—	—	1	—	5	7	—	21	1	—	—	2	1	—	68	Mai
3.8	5.7	5.0	4.8	113	34	6	16	14	—	—	2	—	6	6	2	21	1	—	—	—	—	1	65	Juni
2.8	3.5	3.7	3.3	146	32	12	13	12	—	—	6	—	13	2	1	22	—	—	—	—	—	—	70	Juli
6.0	6.1	6.2	6.1	333	63	3	16	16	—	—	2	—	7	14	—	22	—	—	1	—	1	—	69	August
3.1	4.2	5.0	4.1	41	14	9	12	8	—	—	—	—	10	3	—	18	1	—	—	—	—	—	71	September
3.6	3.5	3.2	3.4	85	43	4	5	5	—	—	—	—	15	6	1	24	1	—	1	3	—	—	63	Oktober
4.7	4.9	4.5	4.7	282	64	14	14	14	4	—	—	—	12	9	—	21	2	—	—	—	—	—	67	November
4.8	5.4	5.5	5.2	77	32	15	8	7	1	—	—	—	7	8	1	22	—	—	—	—	—	—	70	Dezember
4.4	5.0	4.7	4.7	1652	64	IV/XI	137	123	28	—	11	—	114	89	6	284	8	1	3	8	2	1	782	Jahr

Beobachter: Frau **A. Felix**

Splügen (Dorf)

3.5	2.6	2.0	2.7	28	20	20	5	5	5	—	—	1	17	1	5	3	17	—	—	—	20	1	47	Januar
2.4	1.6	1.5	1.8	40	20	27	3	3	3	—	—	—	20	3	3	1	12	—	—	—	19	—	49	Februar
4.8	4.7	4.1	4.5	96	26	12	9	8	9	—	—	—	8	5	—	—	—	—	—	—	—	—	—	März
4.4	4.1	2.5	3.6	199	70	22	9	8	5	—	—	—	8	3	15	—	6	—	—	—	43	—	26	April
3.4	2.9	1.7	2.7	76	17	7	13	12	2	—	2	—	12	—	10	—	11	—	—	—	26	—	46	Mai
3.6	4.1	4.7	4.1	141	22	6	15	15	1	—	2	2	9	3	5	0	19	—	—	—	13	—	53	Juni
3.0	2.8	3.4	3.1	133	30	21	14	14	—	—	6	—	13	2	9	2	37	—	—	—	9	—	36	Juli
5.0	4.6	4.8	4.8	360	95	3	19	17	1	—	4	1	6	4	7	—	27	—	—	—	11	—	48	August
2.1	2.9	2.3	2.4	50	17	9	8	7	—	—	—	—	14	1	—	1	9	—	—	—	21	—	59	September
2.8	2.8	2.3	2.6	112	35	4	9	9	4	—	—	1	17	2	6	—	20	—	—	—	14	—	53	Oktober
3.9	3.8	3.3	3.7	256	59	14	8	8	7	—	—	—	12	5	4	—	5	—	—	—	33	—	48	November
3.5	3.7	2.8	3.3	38	30	15	4	4	2	—	—	1	8	1	6	—	6	—	—	—	35	—	46	Dezember
3.5	3.4	2.9	3.3	1529	95	VIII	116	110	40	—	14	6	144	30	—	—	—	—	—	—	—	—	—	Jahr

Splügen: Bewölkung zu klein.

Graubünden

Bernhardin

Die Abendbeobachtung geschieht um 20^{30} $\lambda = 9^{0}\,10'$, $\beta = 46^{0}\,30'$, $H_b = 2073^{m}$, $G = -0.16\,\%_{m}$, $h_r = 7.9^{m}$

1934	Luftdruck					Luft-Temperatur								Relative Feuchtigkeit					
	Mittel	Minimum	Tag	Maximum	Tag	7^{30}	13^{30}	21^{30}	Mittel	Minimum	Tag	Maximum	Tag	7^{30}	13^{30}	21^{30}	Mittel	Minimum	Tag
Januar	594.2	585.4	16	602.8	25.26	−7.6	−4.8	−7.0	−6.6	−13.6	31	2.4	18	55	48	54	52	10	7
Februar	595.4	582.5	28	604.8	14	−5.3	−2.6	−5.1	−4.3	−16.6	2	3.4	23	48	44	47	46	12	8. 19
März	587.2	580.5	12	595.3	25	−6.0	−2.2	−5.0	−4.6	−11.4	5. 19	5.4	31	74	66	77	72	20	6
April	590.7	583.9	22	601.3	16	−0.5	3.7	−0.2	0.7	−7.4	5	10.8	16	69	51	82	67	22	26
Mai	595.6	586.5	17	604.2	11	4.9	8.5	4.6	5.6	0.4	17	19.4	23.24	54	45	64	54	17	23.24
Juni	596.3	588.0	5	601.3	18	5.9	9.1	5.8	6.4	0.0	6	15.6	19	56	50	67	58	21	16
Juli	597.3	594.0	23	602.0	8	9.7	13.0	10.0	10.4	2.4	15	18.0	11	51	44	54	50	14	28
August	595.4	589.1	4	600.4	17	7.5	9.7	8.0	8.0	0.2	4	15.1	20	67	58	66	64	30	15.19
September	598.5	587.6	1	604.4	27	7.7	9.8	6.9	7.8	0.0	2	17.0	8	58	52	68	59	15	8
Oktober	595.7	584.2	15	602.7	7. 12	0.7	4.6	1.4	2.0	−8.2	16	11.6	1	55	44	59	53	12	13
November	592.7	583.7	13	603.2	28	−3.4	−1.7	−3.2	−3.0	−11.2	2	4.6	28	63	56	62	60	10	21
Dezember	590.6	581.9	16	600.3	1	−3.9	−1.7	−3.7	−3.2	−11.2	22	4.0	6	60	56	69	62	14	28
Jahr	594.1	580.5	III	604.8	II	0.8	3.8	1.0	1.6	−16.6	II	19.4	V	59	51	64	58	10	I/XI

Braggio

$\lambda = 7^{0}\,7'$, $\beta = 46^{0}\,18'$, $H_b = 1332^{m}$, $G = -\,\%_{m}$, $h_r = 1.5^{m}$

Januar	—	—	—	—	—	−2.7	4.2	−2.0	−0.6	−6.3	30	9.9	2	62	47	61	57	28	26
Februar	—	—	—	—	—	0.1	6.6	1.8	2.6	−10.5	2	13.5	22	57	48	59	55	22	15
März	—	—	—	—	—	−0.3	5.1	0.6	1.5	−4.9	5. 6	13.3	26	80	62	81	74	32	8. 19
April	—	—	—	—	—	4.3	9.4	4.9	5.9	−2.1	4	20.9	17	83	65	86	78	36	1
Mai	—	—	—	—	—	9.7	14.9	10.7	11.5	5.5	16	22.9	24	75	61	75	71	32	24
Juni	—	—	—	—	—	10.9	16.7	12.3	13.0	7.3	7	22.1	25	70	60	69	66	35	14
Juli	—	—	—	—	—	14.0	20.8	15.9	16.6	10.9	26	24.3	2. 10	67	52	67	62	26	2
August	—	—	—	—	—	12.0	16.9	13.0	13.7	7.5	4. 31	22.3	21	80	66	82	76	38	15
September	—	—	—	—	—	10.7	17.9	12.6	13.4	6.7	1	24.5	8	77	64	79	73	25	3
Oktober	—	—	—	—	—	5.8	12.6	6.7	8.0	−1.3	17	20.9	1	60	54	65	60	23	7
November	—	—	—	—	—	0.8	6.5	1.4	2.5	−4.5	2. 22	14.9	28	78	63	77	73	27	2
Dezember	—	—	—	—	—	0.6	6.0	1.4	2.3	−4.8	25	12.7	4	78	61	77	72	35	21
Jahr	—	—	—	—	—	5.5	11.5	6.6	7.5	−10.5	II	24.5	IX	72	59	73	68	22	II

Tessin

Bellinzona

$\lambda = 9^{0}\,1'$, $\beta = 46^{0}\,12'$, $H_b = 236.6^{m}$, $G = 0.05\,\%_{m}$, $h_r = 1.6^{m}$

Januar	743.7	733.4	13	754.8	25	−1.2	5.1	0.4	1.2	−5.9	11	19.2	6	69	43	63	58	17	6
Februar	743.2	725.3	27	756.1	14	2.1	9.5	4.3	5.0	−4.4	6	17.2	20	62	41	52	52	13	20
März	732.9	722.7	12	741.0	25	5.0	10.6	6.6	7.2	−0.4	6	18.0	30	73	50	67	63	22	4
April	735.5	725.9	22	744.5	15	9.7	15.8	11.2	12.0	4.4	24	24.7	17	83	52	78	71	27	10
Mai	738.0	728.8	3	745.9	10	15.5	22.9	16.8	18.0	11.3	5	29.4	21.24	73	49	71	64	29	27
Juni	737.8	726.8	5	746.1	18	17.1	24.5	17.8	19.3	11.5	4	30.4	25.28	68	47	70	62	26	14 21.27
Juli	737.8	732.8	13	741.8	7	20.0	28.2	21.5	22.8	14.2	15	31.3	9	66	43	67	59	24	26
August	737.3	731.0	4	743.7	17	17.0	23.4	18.2	19.2	11.9	31	28.0	21	81	54	78	71	26	5
September	741.3	729.9	1	748.4	28	15.2	23.4	17.2	18.2	10.2	30	26.4	20	82	46	85	71	19	3
Oktober	741.0	724.2	15	748.0	6	8.3	16.3	10.2	11.2	2.4	19	22.0	7	77	45	78	67	21	7. 18
November	740.9	728.7	7	752.0	25	3.5	8.4	4.0	5.0	−1.9	23	13.3	5	88	61	87	79	23	1. 2
Dezember	738.1	723.9	16	750.2	1	2.5	7.1	3.3	4.0	−2.0	26	13.0	30	90	65	87	81	26	30
Jahr	739.0	722.7	III	756.1	II	9.6	16.3	11.0	11.9	−5.9	I	31.3	VII	76	50	74	67	13	II

Locarno

$\lambda = 8^{0}\,48'$, $\beta = 46^{0}\,10'$, $H_b = 238.7^{m}$, $G = 0.05\,\%_{m}$, $h_r = 1.2^{m}$

Januar	746.1	735.2	16	757.3	25	0.3	5.4	1.8	2.3	−2.8	9	9.4	29	59	53	53	55	20	29
Februar	745.7	727.6	27	759.3	14	2.6	9.2	5.1	5.5	−3.4	3	16.8	21	52	44	49	48	12	20
März	735.5	724.1	12	743.3	25	4.6	10.2	6.9	7.2	1.0	20	18.2	31	70	55	60	62	25	5
April	738.2	728.4	22	748.3	15	9.6	14.9	11.3	11.8	5.2	5	24.6	17	71	50	63	61	28	18
Mai	741.0	732.0	3	748.6	10	15.0	21.3	16.2	17.2	10.7	5	26.6	23	73	49	64	62	31	27
Juni	739.9	730.2	5	746.8	17	16.7	23.2	17.7	18.8	13.0	4	28.4	28	67	42	58	56	17	21
Juli	739.6	734.8	13	743.6	7	19.4	26.5	20.9	21.9	15.0	15	29.5	2	67	40	58	55	20	17.19
August	739.1	731.2	4	745.2	17	17.0	22.5	18.0	18.9	12.0	4	27.0	1	79	52	68	66	32	30
September	743.0	631.6	1	649.9	28	15.5	22.7	17.4	18.2	10.6	1	25.2	7.8.9	79	42	70	64	15	3
Oktober	742.4	625.1	15	650.0	7	8.5	15.8	10.9	11.5	3.2	19	21.2	2	72	42	65	60	12	6
November	742.3	629.3	13	653.4	25	4.0	8.3	5.3	5.7	−0.4	24	13.7	1	76	59	73	69	5	1
Dezember	739.3	624.2	16	651.5	1	3.3	7.1	4.6	4.9	−0.4	26	10.2	3	76	65	71	71	33	30
Jahr	741.0	724.1	III	759.3	II	9.7	15.6	11.3	12.0	−3.4	II	29.5	VII	70	49	63	61	5	XI

Beobachter: **E. Albertini**

Bernhardin

Graubünden

Bewölkung				Niederschlag			Zahl der Tage								Windverteilung								1934
7^{30}	13^{30}	21^{30}	Mittel	Summe	Maximum	Tag	●	●≥1.0	✳	▲	K	≡	heiter	trüb	N	NE	E	SE	S	SW	W	NW	Calmen	
5.2	4.5	3.9	4.5	25	9	19	8	6	8	—	—	5	8	6	48	—	—	2	29	—	—	—	14	Januar
2.7	2.7	2.1	2.5	147	68	27	4	4	4	—	—	6	18	5	59	—	—	—	16	—	—	—	9	Februar
6.4	6.6	6.5	6.5	353	58	20	18	17	18	—	—	15	4	12	37	—	—	—	51	—	—	—	5	März
6.8	6.9	6.9	6.9	469	111	22	15	14	13	—	—	19	2	11	18	—	—	—	55	—	—	—	17	April
5.7	5.5	5.4	5.5	93	20	16	12	11	6	1	—	6	6	6	45	—	—	—	33	—	—	—	15	Mai
5.1	6.0	6.5	5.9	174	43	28	14	13	1	—	1	5	2	11	58	—	—	—	18	—	—	—	14	Juni
4.2	4.7	4.0	4.3	67	24	21	?9	?9	—	—	2	6	10	7	61	—	—	—	20	—	—	—	12	Juli
6.7	7.0	7.1	6.9	376	131	3	14	14	2	1	1	13	4	15	45	—	—	—	37	—	—	—	11	August
4.3	5.6	4.9	4.9	*65	*20	9	*5	*5	1	—	—	9	8	8	46	—	—	1	28	1	—	—	14	September
3.3	3.8	3.9	3.7	165	63	4	9	9	5	—	—	10	13	5	49	—	—	—	34	—	—	—	10	Oktober
5.1	5.5	5.6	5.4	599	124	5	13	12	13	—	—	15	10	11	40	—	—	—	40	—	—	—	10	November
5.7	5.7	6.0	5.8	199	53	10	7	7	7	—	—	11	5	7	30	—	—	—	49	—	—	—	14	Dezember
5.1	5.4	5.2	5.2	2732	131	VIII	?128	?121	78	2	4	120	90	104	536	—	—	3	410	1	—	—	145	Jahr

Beobachter: **C. Berera**

Braggio

4.2	3.8	3.4	3.8	12	4	19	4	4	4	—	—	—	10	3	12	—	6	3	—	—	—	—	72	Januar
3.0	2.6	2.9	2.8	37	18	27	3	3	3	—	—	—	17	5	14	3	2	1	6	—	—	—	58	Februar
6.7	7.1	6.5	6.8	166	45	20	16	13	14	1	1	8	5	16	4	—	1	7	12	—	—	—	69	März
7.7	7.1	7.2	7.7	238	61	22	16	15	7	—	4	3	2	19	2	—	2	2	14	2	2	—	66	April
5.2	6.7	6.3	6.1	79	22	15	13	11	—	—	2	2	5	11	3	—	7	1	14	3	—	1	64	Mai
4.4	6.2	5.6	5.4	131	41	28	9	8	—	—	3	—	5	8	16	3	7	—	16	1	1	—	46	Juni
3.3	4.7	4.3	4.1	125	33	20	11	10	—	—	7	—	9	5	12	8	8	1	16	7	—	2	39	Juli
6.4	6.8	6.7	6.6	345	79	3	16	14	—	1	10	1	5	15	6	2	8	1	19	—	2	—	55	August
3.3	5.3	4.2	4.3	56	19	19	7	7	—	—	—	—	8	6	7	2	8	4	19	3	—	1	46	September
3.1	3.9	3.1	3.4	129	57	4	5	5	—	—	—	3	14	6	14	1	5	1	13	4	1	—	54	Oktober
5.1	5.3	5.5	5.3	301	62	14	14	14	12	—	1	5	11	12	2	1	3	5	8	—	—	—	71	November
5.5	5.7	5.7	5.6	78	39	15	6	6	5	—	—	2	6	8	3	—	2	2	2	—	—	—	84	Dezember
4.8	5.5	5.1	5.2	1697	79	VIII	120	110	45	2	28	24	97	114	95	20	59	28	139	20	6	4	724	Jahr

Beobachter: **A. Lienhard**

Bellinzona

Tessin

4.5	3.5	2.4	3.5	10	8	19	3	2	3	—	—	—	9	3	20	3	1	—	5	1	—	1	62	Januar
2.9	2.5	3.1	2.8	37	23	26	3	3	2	—	—	—	17	5	15	2	—	—	8	—	—	—	59	Februar
6.5	6.9	6.3	6.6	194	54	20	17	14	2	—	—	3	4	14	15	10	1	—	12	—	—	—	56	März
7.0	7.1	6.9	7.0	264	73	22	16	13	—	—	3	—	1	13	9	8	—	—	15	3	1	—	54	April
5.9	5.4	5.2	5.5	78	31	15	17	13	—	—	1	—	5	7	15	15	—	—	25	2	—	—	36	Mai
3.7	4.7	3.7	4.0	78	16	28	11	9	—	—	2	—	9	1	23	9	2	—	18	1	—	—	37	Juni
3.7	3.7	3.5	3.6	158	75	20	11	6	—	—	4	—	8	1	16	15	—	—	27	—	—	—	35	Juli
4.5	5.4	4.4	4.8	333	79	29	13	12	—	—	7	1	10	8	17	14	—	11	10	4	1	—	36	August
3.1	4.1	4.8	4.0	61	24	19	9	7	—	—	2	1	10	3	10	8	2	5	11	4	—	—	50	September
2.9	3.2	3.0	3.0	61	41	3	5	5	—	—	—	2	16	3	17	4	—	—	10	1	—	—	61	Oktober
5.4	5.1	5.1	5.2	321	50	10	14	14	2	—	—	—	11	11	8	14	—	—	7	1	—	—	60	November
5.8	5.8	6.1	5.9	109	57	15	8	6	—	—	—	2	7	12	9	8	—	—	6	—	1	—	69	Dezember
4.7	4.8	4.5	4.7	1704	79	VIII	127	104	9	—	19	9	107	81	173	110	6	16	154	17	3	1	615	Jahr

Beobachter: Frau **A. Mariani**

Locarno

3.1	2.7	2.0	2.6	19	10	19	3	2	2	—	—	—	15	2	3	1	1	—	—	1	1	—	86	Januar
2.8	2.4	2.5	2.6	44	27	27	2	2	—	—	—	—	18	4	1	—	2	—	2	1	5	3	70	Februar
5.8	6.2	6.4	6.1	229	54	20	18	15	3	—	1	—	6	12	2	2	—	—	3	3	2	2	79	März
6.2	6.6	6.3	6.4	274	99	22	15	15	—	1	2	—	4	11	3	—	2	—	1	—	8	—	76	April
5.1	4.4	4.3	4.6	138	39	15	18	17	—	—	7	—	7	4	3	—	—	—	3	2	13	1	71	Mai
3.5	4.2	3.4	3.7	110	50	28	11	11	—	—	5	—	10	1	4	—	1	—	3	—	14	5	63	Juni
3.2	3.0	2.7	3.0	137	74	20	10	9	—	—	7	—	12	1	2	—	—	1	5	3	14	5	63	Juli
3.9	3.7	4.2	3.9	525	161	3	16	15	—	—	9	—	12	7	2	—	1	—	2	1	15	3	69	August
3.4	2.2	3.9	3.2	48	17	19	8	7	—	—	1	—	11	2	1	1	1	—	3	2	14	3	65	September
2.5	3.1	2.5	2.7	83	35	4	5	4	—	—	—	—	17	4	2	1	1	2	2	2	3	1	79	Oktober
5.0	4.9	4.9	4.9	396	87	14	14	14	—	—	—	—	11	10	1	—	—	—	1	1	—	—	87	November
4.5	5.2	5.3	5.0	139	76	15	8	7	—	—	—	1	8	7	—	—	—	—	—	—	—	—	93	Dezember
4.1	4.1	4.0	4.1	2142	161	VI	128	118	5	1	32	1	131	65	24	5	9	3	25	16	89	23	901	Jahr

Tessin

Bosco-Gurin

$\lambda = 8^{\circ}30'$, $\beta = 46^{\circ}19'$, $H_b = 1486^{m}$, $G = -\,{}^{m}/_{m}$, $h_r = 2.0^{m}$

1934	Luftdruck					Luft-Temperatur								Relative Feuchtigkeit					
	Mittel	Minimum	Tag	Maximum	Tag	7^{30}	13^{30}	21^{30}	Mittel	Minimum	Tag	Maximum	Tag	7^{30}	13^{30}	21^{30}	Mittel	Minimum	Tag
Januar	—	—	—	—	—	-5.0	-2.3	-4.3	-4.0	-9.0	24	2.0	18.26	60	56	61	59	35	25.26
Februar	—	—	—	—	—	-2.7	1.7	-1.7	-1.1	-13.4	2	8.0	10	62	54	65	60	25	8
März	—	—	—	—	—	-2.1	3.0	-0.9	-0.2	-8.6	5	7.0	25.26 27.30	73	59	81	71	30	8
April	—	—	—	—	—	2.1	6.6	2.6	3.5	-3.0	4	13.6	16	84	62	87	78	37	10
Mai	—	—	—	—	—	7.7	13.6	7.4	9.0	3.0	4	21.0	23	79	61	81	74	33	29
Juni	—	—	—	—	—	10.4	15.6	10.1	11.6	7.0	2.6.7.8	21.2	18	74	62	77	71	41	14
Juli	—	—	—	—	—	13.5	19.9	14.0	15.3	10.0	15 21.24	25.6	11	68	53	73	65	35	26
August	—	—	—	—	—	11.1	16.2	11.5	12.6	5.3	31	24.0	20	80	69	82	77	43	12
September	—	—	—	—	—	9.4	16.0	10.2	11.4	5.0	3	23.0	8	79	63	83	75	28	3
Oktober	—	—	—	—	—	3.9	10.0	5.0	6.0	-1.6	19	18.4	1	69	55	66	63	28	13
November	—	—	—	—	—	-1.5	0.7	-1.0	-0.7	-7.5	22	3.0	1.9.11 12.27	77	71	80	76	38	1
Dezember	—	—	—	—	—	-1.6	0.5	-1.0	-0.8	-6.6	24	4.0	4	79	72	78	76	51	28
Jahr	—	—	—	—	—	3.8	8.5	4.3	5.2	-13.4	II	25.6	VII	74	61	76	70	25	II

Lugano

$\lambda = 8^{\circ}57'$, $\beta = 46^{\circ}0'$, $H_b = 276.2^{m}$, $G = 0.03\ {}^{m}/_{m}$, $h_r = 1.7^{m}$

Januar	742.4	732.1	16	753.3	25	-0.1	5.2	1.2	1.9	-3.6	11	8.4	6	73	52	68	64	21	29
Februar	742.0	724.2	27	755.8	14	1.8	8.3	4.0	4.5	-4.4	3.4	16.4	21	72	49	65	62	16	15
März	732.0	721.3	1	740.5	25	4.3	10.0	6.3	6.7	-0.2	6	16.8	26	82	58	73	71	18	4
April	734.9	724.7	22	744.2	16	9.0	15.8	11.0	11.7	4.6	5	26.0	16.17	84	57	75	72	27	10
Mai	737.7	728.3	17	745.1	10	14.4	21.5	13.5	15.7	10.6	5	27.6	24	81	57	70	69	38	5
Juni	736.6	727.1	5	743.6	18	16.4	23.4	17.6	18.7	10.8	8	28.8	28	71	56	65	64	30	21
Juli	736.3	731.5	13	740.0	8. 9	18.6	27.7	21.1	22.1	14.0	1	31.0	1	77	53	68	66	27	26
August	735.7	727.8	4	741.7	17	16.1	23.1	17.8	18.7	11.2	14	28.8	1	84	64	80	76	41	5
September	740.0	728.0	1	747.0	28	15.5	24.2	16.6	18.2	10.4	1	27.6	8	80	55	74	70	22	3
Oktober	739.2	720.7	15	746.9	7	7.6	15.7	10.2	10.9	3.0	19	23.2	2	80	50	76	69	17	10.18
November	738.6	725.8	13	749.7	25	3.8	8.6	4.7	5.4	-0.8	23	12.6	1	83	63	82	76	22	1
Dezember	735.9	720.5	16	748.1	1	2.6	7.2	3.9	4.4	-1.4	26	10.2	3	87	68	82	79	44	3. 23
Jahr	737.6	720.5	XII	755.8	II	9.2	15.9	10.7	11.6	-4.4	II	31.0	VII	80	57	73	70	16	II

Monte Brè (ob Lugano)

$\lambda = 8^{\circ}59'$, $\beta = 46^{\circ}1'$, $H = 910^{m}$, $G = -\,{}^{m}/_{m}$, $h_r = 1.5^{m}$

Januar	—	—	—	—	—	1.0	2.5	1.3	1.5	-3.0	30	7.1	26	—	—	—	—	—	—
Februar	—	—	—	—	—	3.4	4.8	3.7	3.9	-6.2	2	10.0	20	—	—	—	—	—	—
März	—	—	—	—	—	3.3	5.4	4.2	4.3	1.0	1.13.15	12.4	26	—	—	—	—	—	—
April	—	—	—	—	—	7.6	10.5	8.8	8.9	1.2	4	18.8	17	—	—	—	—	—	—
Mai	—	—	—	—	—	13.0	16.1	14.3	14.4	8.4	4	21.4	24	—	—	—	—	—	—
Juni	—	—	—	—	—	14.4	18.4	15.7	16.0	11.0	7. 13	23.6	24	—	—	—	—	—	—
Juli	—	—	—	—	—	17.7	22.6	18.9	19.5	11.2	15	26.0	10	—	—	—	—	—	—
August	—	—	—	—	—	15.0	18.7	15.4	16.1	9.0	31	23.0	21	—	—	—	—	—	—
September	—	—	—	—	—	14.1	18.4	14.8	15.5	8.6	1	21.8	9	—	—	—	—	—	—
Oktober	—	—	—	—	—	8.8	11.8	9.1	9.7	3.6	16	17.4	1	—	—	—	—	—	—
November	—	—	—	—	—	3.6	5.5	3.7	4.1	-0.4	23	10.1	28.29	—	—	—	—	—	—
Dezember	—	—	—	—	—	3.6	5.4	3.2	3.8	-0.4	25	8.8	6	—	—	—	—	—	—
Jahr	—	—	—	—	—	8.8	11.7	9.4	9.8	-6.2	II	26.0	VII	—	—	—	—	—	—

Monte Generoso

$\lambda = 9^{\circ}1'$, $\beta = 45^{\circ}56'$, $H_b = 1610.4^{m}$, $G = -0.13\ {}^{m}/_{m}$, $h_r = 1.4^{m}$

Januar	—	—	—	—	—	—	—	—	—	—	—	—	—	—	—	—	—	—	—
Februar	—	—	—	—	—	—	—	—	—	—	—	—	—	—	—	—	—	—	—
März	—	—	—	—	—	—	—	—	—	—	—	—	—	—	—	—	—	—	—
April	625.2	616.5	22	635.5	16	2.3	6.0	2.9	3.5	-5.0	4	15.0	16.17	81	61	86	76	25	10.26
Mai	631.1	621.4	3	636.4	22	10.1	13.8	10.0	11.0	4.0	4	21.2	23	71	58	72	67	18	27
Juni	629.5	619.8	5	635.4	17	9.5	13.4	10.0	10.7	5.0	7	18.0	25.28	52	56	62	57	15	8
Juli	630.5	626.5	13	634.3	8	13.0	17.8	14.0	14.7	5.0	15	24.0	11	54	43	56	51	10	17
August	629.3	622.3	4	634.3	17	10.5	13.7	11.0	11.5	6.0	31	19.4	21	66	64	70	67	20	5
September	632.1	620.3	2	638.4	27	9.4	13.9	10.5	11.1	4.0	1	20.0	7. 8	66	59	65	63	8	3
Oktober	629.8	613.5	15	636.7	12	3.8	7.1	3.9	4.7	-3.0	16.19	15.0	2. 13	49	47	54	50	5	13
November	—	—	—	—	—	—	—	—	—	—	—	—	—	—	—	—	—	—	—
Dezember	—	—	—	—	—	—	—	—	—	—	—	—	—	—	—	—	—	—	—
Jahr	—	—	—	—	—	—	—	—	—	—	—	—	—	—	—	—	—	—	—

Beobachter: **W. Sartori**

Bosco-Gurin

Tessin

Bewölkung				Niederschlag			Zahl der Tage								Windverteilung									1934
7^{30}	13^{30}	21^{30}	Mittel	Summe	Maximum	Tag	● *	●* ≧1.0	*	▲	⊼	=	heiter	trüb	N	NE	E	SE	S	SW	W	NW	Calmen	
3.2	4.2	2.6	3.3	45	14	16	7	6	7	—	—	—	12	3	—	—	—	—	7	3	—	1	82	Januar
2.5	2.7	2.1	2.4	72	36	27	4	3	4	—	—	2	20	5	—	—	—	—	3	6	1	2	72	Februar
6.1	7.0	7.2	6.8	206	40	12	17	17	5	—	—	8	5	16	—	—	—	1	—	5	1	1	85	März
6.6	8.2	8.0	7.6	299	107	22	17	15	8	—	1	6	1	17	—	—	—	—	—	—	—	—	90	April
5.2	6.0	4.4	5.2	106	17	1	16	13	—	—	—	—	7	6	—	—	—	4	2	5	—	—	82	Mai
4.4	6.0	4.6	5.0	103	32	28	16	14	—	1	4	—	5	6	—	1	2	5	—	10	—	3	69	Juni
3.1	4.9	4.1	4.0	104	47	21	9	7	—	1	3	—	10	4	—	—	1	5	7	6	1	4	69	Juli
4.5	6.4	5.3	5.4	283	119	3	13	11	—	—	2	—	6	9	3	5	—	6	3	2	3	5	66	August
3.5	5.5	4.3	4.4	55	18	13	11	7	—	—	1	—	8	4	1	—	—	1	3	3	—	—	82	September
3.9	3.6	2.8	3.4	43	12	31	6	6	—	—	—	—	12	6	—	—	—	1	8	5	1	—	78	Oktober
5.0	5.8	5.2	5.3	422	75	10	14	14	12	—	—	5	10	12	—	—	—	1	1	1	—	—	87	November
4.8	5.6	5.6	5.3	89	34	15	11	7	10	—	—	3	6	7	—	—	—	—	1	—	—	—	92	Dezember
4.4	5.5	4.7	4.8	1827	119	VIII	141	120	46	2	11	24	102	95	4	6	3	24	35	46	7	16	954	Jahr

Beobachter: **G. Vicari**

Lugano

5.2	4.0	3.1	4.1	19	11	20	3	3	—	—	—	—	13	6	52	5	1	4	13	5	1	2	10	Januar
2.8	2.8	2.9	2.8	34	22	26	4	3	—	—	—	—	16	5	43	3	4	3	15	2	1	—	13	Februar
7.4	7.2	6.1	6.9	206	51	20	16	14	1	—	—	—	3	14	42	6	1	11	15	2	2	2	12	März
7.0	7.4	7.1	7.2	274	81	22	15	14	—	1	1	—	2	13	35	5	5	5	18	5	2	2	13	April
6.0	4.6	4.5	5.0	177	43	18	20	15	—	—	6	—	7	7	33	10	3	3	21	2	1	4	16	Mai
3.9	4.3	3.5	3.9	137	29	28	15	12	—	—	6	—	11	2	46	2	3	1	22	2	1	—	13	Juni
3.4	4.1	3.0	3.5	254	80	18	12	9	—	1	9	—	9	—	46	2	2	3	22	2	5	1	10	Juli
4.8	5.4	4.2	4.8	412	66	3	17	16	—	1	9	—	6	7	56	2	3	1	22	1	2	2	4	August
3.9	2.8	3.5	3.4	41	22	19	9	5	—	—	2	—	14	3	55	—	1	4	15	2	3	2	8	September
3.7	4.0	2.4	3.4	116	70	4	5	5	—	—	2	—	17	6	58	—	5	5	15	2	—	3	5	Oktober
5.1	5.4	4.6	5.0	361	66	14	14	14	—	—	—	—	9	10	57	3	—	4	10	2	2	5	7	November
6.5	6.7	5.8	6.3	108	53	15	9	7	—	—	—	2	5	12	50	2	—	2	5	4	2	—	28	Dezember
5.0	4.9	4.2	4.7	2139	81	IV	139	117	1	3	35	2	112	85	573	40	28	46	193	31	22	23	139	Jahr

Beobachter: **A. Rezzonico**

Monte Brè (ob Lugano)

4.4	3.2	2.4	3.3	9	4	20	2	2	2	—	—	—	14	3	—	—	—	—	—	—	—	—	—	Januar
2.6	2.7	2.7	2.7	38	17	26	4	4	3	—	—	2	19	5	—	—	—	—	—	—	—	—	—	Februar
6.4	6.9	6.7	6.7	168	44	12	15	15	5	—	—	—	4	14	—	—	—	—	—	—	—	—	—	März
6.6	6.6	6.5	6.6	272	92	22	15	15	—	—	—	—	1	11	—	—	—	—	—	—	—	—	—	April
5.8	4.7	5.3	5.3	163	31	18	16	16	—	—	1	—	6	8	—	—	—	—	—	—	—	—	—	Mai
3.9	4.1	3.7	3.9	95	24	6	10	10	—	—	3	—	10	1	—	—	—	—	—	—	—	—	—	Juni
3.4	2.9	3.2	3.2	172	79	19	7	7	—	1	2	—	8	2	—	—	—	—	—	—	—	—	—	Juli
4.2	4.4	4.7	4.4	422	90	3	14	14	—	—	5	—	9	6	—	—	—	—	—	—	—	—	—	August
3.5	2.8	3.9	3.4	37	17	19	6	6	—	—	—	—	9	1	—	—	—	—	—	—	—	—	—	September
2.4	2.8	3.1	2.8	132	76	4	5	5	—	—	—	2	19	4	—	—	—	—	—	—	—	—	—	Oktober
5.0	4.9	4.7	4.9	371	80	14	14	14	2	—	—	—	11	11	—	—	—	—	—	—	—	—	—	November
4.9	5.3	4.7	5.0	99	43	15	7	7	—	—	—	—	9	6	—	—	—	—	—	—	—	—	—	Dezember
4.4	4.3	4.3	4.3	1978	92	IV	115	115	12	1	11	4	119	72	—	—	—	—	—	—	—	—	—	Jahr

Beobachter: **G. Capitani**

Monte Generoso

—	—	—	—	—	—	—	—	—	—	—	—	—	—	—	—	—	—	—	—	—	—	—	—	Januar
—	—	—	—	—	—	—	—	—	—	—	—	—	—	—	—	—	—	—	—	—	—	—	—	Februar
—	—	—	—	—	—	—	—	—	—	—	—	—	—	—	—	—	—	—	—	—	—	—	—	März
7.2	6.4	7.4	7.0	380	68	21	16	16	5	—	1	15	1	10	—	-	6	66	1	—	—	17	—	April
6.4	5.5	6.8	6.2	240	46	16	20	20	—	—	3	12	1	6	2	—	6	42	1	13	2	27	—	Mai
4.2	5.4	5.4	5.0	236	39	28	15	15	—	1	6	2	—	2	—	2	1	17	—	—	1	57	12	Juni
4.6	4.9	4.8	4.8	208	111	19	10	10	—	2	4	5	2	2	—	—	—	18	—	8	4	63	—	Juli
5.2	6.4	6.4	6.0	664	154	25	18	18	—	—	4	11	1	9	1	—	4	34	4	—	3	47	—	August
4.5	5.2	4.9	4.9	90	27	15	7	7	—	—	1	5	1	3	—	—	—	35	—	1	—	46	8	September
4.0	4.2	4.4	4.2	202	96	4	5	5	—	—	—	6	6	5	1	2	—	15	—	1	—	74	—	Oktober
—	—	—	—	—	—	—	—	—	—	—	—	—	—	—	—	—	—	—	—	—	—	—	—	November
—	—	—	—	—	—	—	—	—	—	—	—	—	—	—	—	—	—	—	—	—	—	—	—	Dezember
—	—	—	—	—	—	—	—	—	—	—	—	—	—	—	—	—	—	—	—	—	—	—	—	Jahr

Nordostschweiz

Baden

$\lambda = 8°19'$, $\beta = 47°22'$, $H = 381^m$, $h_r = 9.6^m$. Beobachter: **Jos. Widmer**

1934	Luft-Temperatur								Relative Feuchtigkeit						Bewölkung				Niederschlag		Zahl der Tage						
	7^{30}	13^{30}	21^{30}	Mittel	Minimum	Tag	Maximum	Tag	7^{30}	13^{30}	21^{30}	Mittel	Minimum	Tag	7^{30}	13^{30}	21^{30}	Mittl.	Summe	Maximum	●	●* ≥1.0	*	▲	⛆	≡	helle	trübe
Jan.	−1.2	0.8	−0.5	−0.3	−8.6	9	7.6	18	86	76	82	81	56	17	9.6	8.9	9.5	9.3	74	12	19	15	13	7	—	—	7	—	26
Febr.	−3.2	3.7	−1.0	−0.4	−11.6	4	12.6	26	84	55	74	71	34	26	6.1	4.3	3.8	4.7	11	4	27	3	3	3	—	—	7	8	5
März	1.7	7.9	4.2	4.5	−4.8	6	16.7	31	86	59	78	74	36	19	7.3	7.2	6.6	7.0	62	12	12	14	12	2	—	—	3	3	17
April	7.0	16.7	11.1	11.5	−0.1	5	26.9	16	80	42	63	62	26	4	5.2	4.5	3.3	4.3	24	11	19	6	4	—	—	—	2	10	5
Mai	12.7	19.1	15.5	15.7	8.6	8	24.5	13	70	49	59	59	30	29	4.7	4.8	3.7	4.4	37	28	4	6	5	—	—	1	1	8	2
Juni	14.5	20.5	15.1	16.3	10.5	6	27.8	18	76	50	72	66	30	10	5.5	6.0	4.7	5.4	151	32	25	16	16	—	—	5	—	5	5
Juli	16.7	22.4	16.9	18.2	13.5	26	29.5	11	76	55	71	67	31	9	3.7	4.2	3.2	3.7	82	21	12	12	12	—	—	1	1	11	4
Aug.	14.2	19.7	15.6	16.3	8.9	16	26.6	23	85	58	80	74	44	19.21	7.0	5.5	5.3	5.9	93	26	3	16	14	—	—	—	8	4	8
Sept.	12.8	19.2	14.5	15.2	6.5	3	24.7	1	88	60	81	76	43	4	9.1	4.3	4.7	6.0	98	47	9	10	9	—	—	1	16	—	8
Okt.	7.2	11.8	8.9	9.2	0.8	18	20.7	2	90	66	83	80	42	10	8.7	6.1	5.6	6.8	82	18	15	13	12	3	—	—	16	1	14
Nov.	0.6	5.0	2.6	2.7	−3.8	23.24	11.8	7	86	67	81	78	42	4	7.9	6.9	6.9	7.2	28	12	8	5	5	—	—	—	12	4	16
Dez.	3.2	5.7	4.1	4.3	−1.5	2	13.6	6	87	77	85	83	53	10	9.9	9.4	9.2	9.5	65	17	3	15	11	—	—	—	15	—	27
Jahr	7.2	12.7	8.9	9.4	−11.6	II	29.5	VII	83	59	76	73	26	IV	7.1	6.0	5.5	6.2	807	47	IX	131	116	15	—	8	88	54	137

Muri

$\lambda = 8°20'$, $\beta = 47°16'$, $H_b = 483^m$, $h_r = 0.9^m$. Beobachter: **A. Müller**

Jan.	−1.9	0.3	−1.4	−1.1	−8.9	9	7.4	18.19	84	72	82	79	53	15	9.4	9.4	8.9	9.2	76	15	5	12	12	7	—	—	—	1	28
Febr.	−3.4	2.6	−0.7	−0.6	12.0	7	10.8	26	81	58	72	70	42	26	5.3	3.7	5.5	4.8	8	4	28	3	3	3	—	—	2	8	5
März	2.2	7.2	3.7	4.2	−4.2	6	15.8	31	81	61	77	73	41	31	6.9	7.2	6.5	6.9	58	12	3	13	11	3	—	—	3	5	16
April	8.4	15.3	9.8	10.8	1.2	6	23.3	17	66	47	66	60	33	8	4.7	3.3	4.2	4.1	23	6	23	10	8	—	—	1	1	11	5
Mai	12.8	18.2	13.5	14.5	7.8	8	23.0	12	68	50	67	62	35	19/20.28	4.8	4.3	5.4	4.8	48	22	7	7	6	—	—	1	1	8	5
Juni	14.7	20.0	14.6	16.0	9.8	5	26.7	19	73	49	70	64	32	8	5.8	5.8	5.1	5.6	154	26	20	16	15	—	—	6	1	8	6
Juli	17.2	22.4	17.0	18.4	12.2	25	29.4	11	69	52	71	64	37	9	4.3	4.3	4.3	4.3	128	24	12	13	10	—	—	6	2	12	8
Aug.	14.4	19.2	14.8	15.8	8.8	16	25.9	23	80	60	79	73	44	5	7.9	6.7	6.4	7.0	140	23	4	15	14	—	—	2	3	2	15
Sept.	12.0	18.6	13.9	14.6	6.0	3	24.4	9	82	57	80	73	40	4	8.3	4.5	3.9	5.6	106	59	9	8	6	—	—	3	9	1	8
Okt.	6.5	11.9	7.9	8.5	1.2	16	20.2	1	86	64	84	78	48	10	7.9	5.7	5.2	6.3	90	24	15	12	9	—	—	—	7	3	12
Nov.	0.6	4.4	2.2	2.4	−3.8	24	10.5	7	85	72	81	79	47	2	8.0	7.7	7.4	7.7	28	?	—	6	5	1	—	—	6	2	17
Dez.	2.5	5.4	3.3	3.6	−2.5	2	13.0	11	87	77	86	83	54	6	9.5	8.8	8.5	8.9	74	15	15	11	11	—	—	—	11	—	24
Jahr	7.2	12.1	8.2	8.9	−12.0	II	29.4	VII	79	60	76	72	32	VI	6.9	6.0	5.9	6.3	933	59	IX	126	110	14	—	19	46	61	149

Rorschach (Mariaberg)

$\lambda = 9°30'$, $\beta = 47°29'$, $H = 455^m$, $h_r = 1.4^m$. Beobachter: **Seminar, R. Streuli**

Jan.	−1.0	0.8	0.0	0.0	−6.5	11	9.1	19	76	70	76	74	44	17	9.2	9.6	9.6	9.5	65	15	19	15	11	8	—	—	4	—	27
Febr.	−2.4	1.2	−0.5	−0.6	−10.1	3	7.9	9	77	65	66	69	45	20	7.2	4.4	5.4	5.7	5	3	28	3	1	3	—	—	5	5	9
März	2.4	6.6	4.5	4.5	−3.5	6	13.1	31	76	59	68	68	39	6	7.4	7.2	6.6	7.1	45	14	7	10	8	5	—	—	—	3	16
April	7.9	13.8	11.2	11.0	−0.3	4	20.9	30	72	44	51	56	20	15	5.5	4.0	4.7	4.7	22	9	23	6	3	—	—	1	2	5	5
Mai	12.1	17.7	14.4	14.7	6.5	8	22.1	11	69	45	60	58	31	24.28	5.8	4.4	5.0	5.1	38	16	7	11	8	—	—	3	—	7	6
Juni	14.9	19.4	15.1	16.1	10.1	5	26.9	19	69	47	63	60	29	14	5.8	5.7	5.9	5.8	171	40	28	17	16	—	—	8	—	5	8
Juli	17.0	21.8	17.9	18.7	13.1	5	26.1	10.11	67	48	60	58	32	6	4.5	4.6	4.3	4.5	126	46	15	12	12	—	—	6	—	11	8
Aug.	15.0	18.8	15.6	16.2	10.5	31	23.9	22.23	74	56	70	67	40	6.16	6.8	6.5	5.9	6.4	225	63	3	19	16	—	—	2	—	5	14
Sept.	13.5	17.5	14.8	15.1	8.7	3	21.5	5	81	61	78	73	40	4	6.6	5.1	4.6	5.4	166	79	9	10	9	—	—	3	—	6	9
Okt.	8.2	11.7	8.6	9.3	3.1	15/16.18	21.3	1	78	61	75	71	41	10	8.1	6.3	5.5	6.6	103	31	16	12	9	—	—	—	2	4	10
Nov.	2.9	5.3	4.1	4.1	−1.3	29	15.1	10	77	68	74	73	28	2	8.4	7.3	7.2	7.6	39	22	8	9	8	1	—	—	11	3	17
Dez.	3.8	5.5	4.4	4.5	−0.9	2	13.5	6	81	75	79	78	45	6	9.6	9.0	9.0	9.2	65	21	15	13	10	1	—	—	11	—	24
Jahr	7.9	11.7	9.2	9.5	−10.1	II	26.9	VI	75	58	68	67	20	IV	7.1	6.2	6.1	6.5	1070	79	IX	137	111	18	—	23	35	54	153

Schwäbrig (bei Gais)

$\lambda = 9°29'$, $\beta = 47°23'$, $H = 1152^m$, $h_r = 1.6^m$. Beobachter: **Frau Küng**

Jan.	−3.0	−1.1	−2.7	−2.4	−10.0	13.24	6.1	18	62	63	63	63	7	25	6.9	7.6	6.7	7.1	92	11	28	16	16	15	—	—	9	6	17
Febr.	−3.0	−0.2	−2.1	−1.9	−15.0	3	7.2	23	56	46	52	51	6	10.23	4.5	3.8	4.5	4.3	0	—	—	—	—	—	—	—	5	10	7
März	−0.2	2.2	0.2	0.6	−7.0	5	9.4	31	70	57	64	64	11	17	7.1	7.5	6.6	7.1	98	46	12	10	8	10	—	—	8	3	14
April	6.1	9.3	7.0	7.3	−2.1	4	20.2	17	42	36	38	39	7	17	4.7	5.1	3.0	4.3	31	14	9	4	3	2	—	—	1	7	4
Mai	9.6	12.2	9.3	10.1	1.0	8	18.0	11	49	42	50	47	12	1	5.5	6.1	5.3	5.6	46	*13	7	9	8	1	—	1	—	5	8
Juni	11.9	14.2	10.7	11.9	5.0	5	21.3	24	76	68	73	72	40	8	5.5	6.1	5.5	5.7	253	36	20	17	15	—	1	2	3	6	7
Juli	14.3	17.0	13.7	14.7	8.0	25	22.0	31	75	66	75	72	45	7.9	4.6	5.4	4.9	5.0	177	55	15	14	14	—	1	4	1	11	11
Aug.	11.9	14.6	11.3	12.3	5.2	31	21.4	23	85	76	87	83	46	5	6.9	7.5	6.2	6.9	292	69	3	19	17	—	1	2	7	5	16
Sept.	11.9	14.6	11.8	12.5	4.2	2	21.2	8	81	76	85	81	48	9	4.8	5.0	4.6	4.8	171	73	9	11	11	—	—	3	6	10	7
Okt.	5.3	8.9	5.4	6.2	−4.2	16	17.2	28	81	77	85	81	45	25	5.0	5.7	5.5	5.4	119	30	15	12	12	6	—	—	1	10	11
Nov.	0.9	3.2	1.3	1.7	−8.4	2	11.4	5	77	72	77	75	36	16	5.7	5.6	5.4	5.6	30	12	8	6	5	3	—	—	11	7	9
Dez.	2.6	4.5	2.4	3.0	−1.1	18.22	9.3	10	77	73	83	78	35	2	6.8	7.5	6.5	6.9	72	*21	15	10	10	3	—	—	2	3	12
Jahr	5.7	8.3	5.7	6.3	−15.0	II	22.0	VII	—	—	—	—	—	—	5.7	6.1	5.4	5.7	1381	73	IX	128	119	40	3	12	54	83	123

Schwäbrig: Vom Juni an neues Hygrometer, vorher Feuchtigkeitswerte zu niedrig.

Nordostschweiz

Ebnat

$\lambda = 9°\,8'$, $\beta = 47°\,16'$, $H = 649^m$, $h_r = 1.9^m$. Beobachter: Frl. **M. Kuratle**

1934	Luft-Temperatur								Relative Feuchtigkeit						Bewölkung				Niederschlag			Zahl der Tage								
	7^{30}	13^{30}	21^{30}	Mittel	Minimum	Tag	Maximum	Tag	7^{30}	13^{30}	21^{30}	Mittel	Minimum	Tag	7^{30}	13^{30}	21^{30}	Mittl.	Summe	Maximum	Tag	●	●* ≧1.0	*	▲	≡	heiße	kalte			
Jan.	-4.4	-0.2	-3.3	-2.8	-17.0	11	7.2	19	89	75	87	84	51	14	6.9	6.5	7.0	6.8	134	17	28	14	13	9	—	—	1	5	14		
Febr.	-5.7	2.6	-3.8	-2.7	-18.6	4	10.8	26	86	58	86	77	36	23 26.27	4.0	3.1	3.4	3.5	8	5	28	2	2	2	—	—	—	11	3		
März	0.3	7.3	1.5	2.7	-6.3	6	13.6	31	88	60	86	78	32	9	6.8	7.0	6.0	6.6	94	25	12	12	9	6	—	1	1	2	10		
April	6.1	15.2	7.7	9.2	-3.8	4	27.0	17	81	47	77	68	22	17	4.3	4.1	3.6	4.0	29	9	9	6	5	—	—	1	7	4			
Mai	10.3	17.8	11.2	12.6	0.2	8	23.0	13	80	50	75	68	33	20	4.5	4.3	4.0	4.3	64	22	7	9	6	—	—	2	—	9	3		
Juni	12.9	19.2	12.6	14.3	8.4	5.6	28.8	19	77	51	80	69	28	18.19	4.5	4.8	5.2	4.8	252	51	28	17	16	—	—	—	—	6	5		
Juli	14.6	21.9	15.0	16.6	10.0	17	28.4	11	80	51	81	71	34	10.30	3.6	3.9	4.1	3.9	136	34	15	14	12	—	—	3	—	13	6		
Aug.	12.8	19.3	13.4	14.7	6.4	16	26.0	22.23	88	53	86	76	36	19	6.5	6.0	5.8	6.1	294	72	3	20	18	—	—	1	—	5	11		
Sept.	10.5	19.6	12.5	13.8	4.0	3	25.2	7.8	91	50	92	78	38	3.7	3.6	3.5	4.3	3.8	166	82	9	10	7	—	—	1	—	12	4		
Okt.	4.2	13.1	6.0	7.3	-3.4	12	21.0	2	90	54	89	78	34	23	4.7	3.8	5.0	4.5	146	41	15	11	11	3	—	—	—	10	6		
Nov.	-1.1	5.0	1.3	1.6	-6.8	3.29	14.0	10	93	71	88	84	31	10	5.2	4.5	5.6	5.1	34	10	8	5	5	2	—	—	8	4	5		
Dez.	0.9	6.4	1.8	2.7	-6.0	1	12.0	4.6	91	71	92	85	50	28 31	6.5	5.8	6.6	6.3	124	34	3	11	11	—	—	—	6	2	8		
Jahr	5.1	12.3	6.3	7.5	-18.6	II	28.8	VI	86	58	85	76	22	IV	5.1	4.8	5.1	5.0	1481	82	IX	131	115	22	—	8	17	86	79		

Braunwald (ob Linthal)

$\lambda = 9°\,0'$, $\beta = 46°\,56'$, $H = 1189.5^m$, $h_r = 1.5^m$. Beobachter: **Sanatorium**

Jan.	-2.7	0.3	-2.5	-1.9	-7.5	1	5.8	12	82	80	82	81	36	25	6.0	5.8	3.2	5.0	134	19	17	14	14	14	—	—	5	10	9		
Febr.	-3.3	1.5	-1.9	-1.4	-16.2	2	8.2	23	75	72	77	75	41	8	2.3	3.3	1.6	2.4	12	6	28	4	2	4	—	—	2	17	2		
März	-0.3	4.8	0.5	1.4	-7.2	6	10.7	31	80	69	81	77	32	12	6.3	7.2	4.8	6.1	66	16	12	14	11	11	—	—	3	5	9		
April	5.8	12.0	6.8	7.8	-1.2	4	21.6	17	71	57	67	65	29	17	5.1	5.0	3.9	4.7	58	20	22	6	5	2	—	—	3	7	7		
Mai	10.4	14.6	9.8	11.2	4.0	8	18.9	23	76	61	77	71	40	29	6.1	6.3	5.5	6.0	65	14	14	11	9	—	—	—	2	3	9		
Juni	11.7	15.5	11.8	12.7	6.6	7	21.5	19	75	66	81	74	40	18.19	5.5	6.4	6.2	6.0	264	54	28	18	18	—	—	1	—	4	9		
Juli	14.8	18.5	13.9	15.3	8.6	25	23.1	10	75	65	80	73	46	20	5.1	5.3	5.2	5.2	192	30	12	14	13	—	—	1	—	11	10		
Aug.	11.5	15.8	11.7	12.7	5.2	31	20.4	23	86	70	88	81	56	2	7.1	7.8	6.1	7.0	358	82	3	21	21	—	—	—	2	3	16		
Sept.	11.6	15.6	11.6	12.6	5.4	2	19.8	8	77	67	83	76	48	9	4.5	5.6	5.1	5.1	72	23	9	10	8	—	—	—	3	7	6		
Okt.	4.7	9.2	5.6	6.3	-2.4	18	16.1	1	72	64	77	71	42	25	5.2	5.0	5.0	5.1	179	70	15	12	12	9	—	—	5	9	8		
Nov.	1.5	4.7	2.7	2.9	-8.0	2	14.5	5	74	63	66	68	25	16	5.5	5.6	5.0	5.4	49	19	11	8	7	3	—	—	2	8	10		
Dez.	2.2	5.2	2.4	3.0	-3.4	22	11.6	10	68	63	71	67	35	12	6.6	7.3	6.3	6.7	102	26	3	14	11	6	—	—	3	3	13		
Jahr	5.7	9.8	6.0	6.9	-16.2	II	23.1	VII	76	66	78	73	25	XI	5.4	5.9	4.8	5.4	1551	82	VIII	146	131	49	—	2	30	87	108		

Vättis

$\lambda = 9°\,26'$, $\beta = 46°\,55'$, $H_b = 950^m$, $h_r = 1.5^m$. Beobachter: **F. W. Sprecher**

Jan.	-3.6	1.2	-2.3	-1.8	-9.8	24	8.5	26	80	62	76	73	12	25.26	7.3	5.5	5.4	6.1	75	17	27	13	12	12	—	—	—	6	13		
Febr.	-4.5	3.6	-2.6	-1.5	-13.5	3	10.4	23	79	48	73	67	21	23	3.6	2.8	3.1	3.2	8	5	27	2	2	2	—	—	—	12	3		
März	0.3	6.5	1.7	2.6	-8.1	6	13.9	31	79	49	76	68	13	17	6.3	6.4	6.6	6.4	63	34	12	11	9	11	—	—	—	5	12		
April	5.9	14.3	7.9	9.0	-3.0	4	25.2	17	74	36	62	57	14	17	4.5	4.9	3.8	4.4	67	31	22	7	6	2	—	—	—	7	3		
Mai	10.6	16.4	10.4	12.0	4.6	9	21.7	12	74	50	78	67	15	10	5.6	5.8	6.0	5.8	33	9	14	10	8	—	—	1	—	5	9		
Juni	12.6	17.5	11.6	13.3	5.3	6	27.0	19	75	53	82	70	18	24	4.7	5.8	6.4	5.6	170	41	28	19	17	—	—	2	—	8	9		
Juli	15.2	20.8	14.6	16.3	10.1	25	26.8	20	70	48	80	66	23	10	4.5	5.2	5.9	5.2	111	21	12	14	12	—	—	3	—	11	11		
Aug.	11.7	17.3	11.8	13.1	5.5	16	24.6	19	89	60	90	80	21	19	6.7	7.0	6.6	6.8	247	56	3	20	17	—	—	—	—	4	14		
Sept.	9.8	18.0	11.3	12.6	2.8	3	24.2	7.8	91	52	90	78	26	3	4.1	4.4	5.7	4.7	57	14	9	10	9	—	—	—	—	10	7		
Okt.	3.8	11.7	5.1	6.4	-2.6	19	22.3	2	87	55	85	76	21	2	4.5	4.6	5.0	4.7	79	19	15	8	8	4	—	—	—	12	7		
Nov.	1.9	5.7	2.6	3.2	-8.2	2	13.6	5	82	59	72	71	11	16	5.0	4.9	6.4	5.4	69	19	14	8	7	3	—	—	—	8	10		
Dez.	2.3	6.2	3.4	3.8	-1.8	23.24	11.0	2.9	74	58	72	68	25	28	6.9	5.8	7.5	6.7	47	16	15	8	7	4	—	—	—	4	17		
Jahr	5.5	11.6	6.3	7.4	-13.5	II	27.0	VI	79	52	80	70	11	XI	5.3	5.3	5.7	5.4	1026	56	VIII	130	114	38	—	6	—	92	115		

Zentralschweiz

Weggis

$\lambda = 8°\,26'$, $\beta = 47°\,2'$, $H_b = \text{ca. } 444^m$, $h_r = 1.5^m$. Beobachter: Frau **R. Zimmermann**

Jan.	-0.4	1.0	0.1	0.2	-4.9	11	9.2	19	86	79	87	84	50	15	8.9	8.8	8.5	8.7	90	20	5	11	11	7	—	—	4	—	22		
Febr.	-1.5	2.0	0.0	0.1	-8.9	3	8.0	27	87	69	79	78	50	24.27	5.7	4.2	4.1	4.7	16	9	27	2	2	2	—	—	—	10	9		
März	2.5	6.7	4.1	4.3	-2.4	6	13.2	31	93	71	83	82	52	6	7.0	5.2	6.0	6.1	73	18	7	10	9	3	—	—	—	3	10		
April	7.8	15.2	10.6	11.0	0.6	4	13.0	17	85	55	71	70	30	8	3.8	3.4	4.6	3.9	37	13	23	8	6	—	—	1	—	9	3		
Mai	12.2	19.3	13.7	14.7	7.8	8	26.0	23	84	56	77	72	40	8.27	4.9	3.5	4.4	4.3	77	28	4	7	7	—	—	4	—	7	4		
Juni	15.0	20.9	15.0	16.5	9.8	6	27.3	24	80	58	82	73	36	10	4.6	4.4	5.5	4.8	275	81	28	16	16	—	—	4	—	7	5		
Juli	17.5	23.3	17.5	19.0	12.4	15. 25	30.0	11	80	58	82	73	43	7	4.4	3.2	3.7	3.8	147	26	15	11	11	—	—	4	—	12	6		
Aug.	15.1	20.3	15.5	16.6	9.9	31	26.5	23	91	63	89	81	46	5	6.0	5.0	5.4	5.5	289	80	3	20	18	—	—	1	—	6	7		
Sept.	13.5	19.9	15.0	15.9	8.4	3	24.0	9	94	62	92	83	46	2	3.5	3.1	4.0	3.5	250	168	9	7	7	—	—	2	—	13	3		
Okt.	8.0	13.0	9.0	9.8	2.0	16	20.2	2	91	63	85	80	45	19	4.2	4.4	4.9	4.5	104	35	15	10	10	—	—	—	—	10	4		
Nov.	2.6	5.2	3.6	3.8	-1.0	2	10.0	17	92	80	89	87	44	2	6.7	7.0	6.4	6.7	51	28	8	6	6	2	—	—	1	3	12		
Dez.	3.6	5.7	4.3	4.5	-0.4	2	11.8	4	96	86	94	92	45	5	6.6	7.5	7.6	7.2	73	20	3	14	12	—	—	—	2	1	11		
Jahr	8.0	12.7	9.0	9.7	-8.9	II	30.0	VII	88	67	84	80	30	IV	5.5	5.0	5.4	5.3	1482	168	IX	122	115	14	—	16	7	81	96		

Zentralschweiz

Gersau

$\lambda = 8° 31'$, $\beta = 47° 0'$, H_b = ca. 450 m, h_r = 1.5 m. Beobachter: **R. Nigg**

1934	Luft-Temperatur							Relative Feuchtigkeit						Bewölkung				Niederschlag		Zahl der Tage							
	7^{30}	13^{30}	21^{30}	Mittel	Minimum	Tag	Maximum	Tag	7^{30}	13^{30}	21^{30}	Mittel	Minimum	Tag	7^{30}	13^{30}	21^{30}	Mittel	Summe	Maximum Tag	●	●* ≥1.0	*	▲	K	≡	helle	trübe
Jan.	0.1	2.0	0.6	0.8	-3.6	10	8.2	19	84	77	84	82	44	15	9.4	9.0	8.5	9.0	102	17 12	14	13	8	—	—	—	—	24
Febr.	-1.0	2.9	0.1	0.5	-6.6	3	8.8	26	84	65	78	76	49	20	4.4	4.0	2.9	3.8	7	4 27	3	2	3	—	—	—	13	5
März	3.2	7.4	4.3	4.9	-1.4	6	14.4	31	87	65	80	77	41	6	6.1	5.4	4.5	5.3	68	16 12	16	12	8	—	1	—	4	8
April	8.1	15.5	11.4	11.6	1.4	4	23.6	17	81	50	62	64	29	8, 17.30	2.6	2.8	2.5	2.6	38	10 22	7	7	—	—	—	—	14	3
Mai	12.5	19.5	14.5	15.2	9.0	11.9,18	24.0	23	82	54	69	68	38	29	3.7	2.6	3.7	3.3	69	20 7	11	10	—	—	1	—	13	4
Juni	14.3	20.7	15.2	16.4	9.6	6	28.2	24	85	57	76	73	34	10	4.1	4.3	4.0	4.1	300	66 25	17	15	—	1	1	—	10	5
Juli	16.5	22.9	18.1	18.9	11.8	26	29.6	11	86	58	75	73	40	11	3.4	2.9	3.8	3.4	194	29 15	12	12	—	—	1	—	17	3
Aug.	15.0	20.0	15.6	16.6	9.4	16	26.8	20.22	89	61	83	78	44	20	6.0	4.6	5.2	5.3	303	65 3	20	20	—	—	1	—	7	8
Sept.	13.4	19.8	15.2	15.9	8.2	3	24.6	7	92	60	88	80	51	16	3.1	3.1	2.9	3.0	139	85 9	9	9	—	—	1	—	15	2
Okt.	7.9	12.8	8.9	9.6	3.4	15	21.0	1	89	65	85	80	46	15	3.4	3.8	3.4	3.5	126	38 15	10	10	—	—	—	—	15	4
Nov.	3.5	6.1	4.4	4.6	-1.4	2	13.8	10	85	70	82	79	29	10	6.1	6.6	4.8	5.8	34	13 1	8	5	2	—	1	1	6	11
Dez.	3.9	6.2	4.3	4.7	0.0	24	16.8	10	92	81	92	88	27	10	7.5	5.5	5.2	6.1	78	19 3	13	12	—	—	—	—	4	11
Jahr	8.1	13.0	9.4	10.0	-6.6	II	29.6	VII	86	64	80	77	27	XII	5.0	4.5	4.3	4.6	1458	85 IX	140	127	21	1	7	1	118	88

Lungern

$\lambda = 8° 10'$, $\beta = 46° 48'$, $H_b = 726$ m, $h_r = 1.5$ m. Beobachter: Frl. **P.** und **M. Renggli**

Jan.	-2.0	0.4	-2.1	-1.4	-10.2	25	7.2	19	76	67	79	74	43	15	8.5	7.7	7.7	8.0	96	12 19	15	15	11	—	—	12	2	21
Febr.	-3.6	1.7	-1.9	-1.4	-11.2	6	9.9	26	74	54	71	66	30	15	5.8	4.2	3.6	4.5	7	5 28	3	3	3	—	—	5	8	5
März	1.3	6.5	3.1	3.5	-4.0	6	13.0	31	78	53	73	68	25	20	7.7	7.7	6.6	7.3	68	17 7	16	10	8	—	—	6	1	13
April	7.1	14.1	11.0	10.8	0.0	4	23.9	17	72	43	60	58	25	29.30	5.1	5.9	4.9	5.3	49	18 23	10	7	—	—	—	—	3	6
Mai	11.3	16.5	12.7	13.3	6.0	8	21.0	23	71	47	65	61	28	1	6.6	6.4	6.1	6.4	83	16 7	11	10	—	—	—	—	2	8
Juni	13.4	17.4	13.9	14.7	9.0	6	24.0	24	70	50	72	64	28	19	5.4	6.9	6.3	6.2	237	35 28	19	19	—	—	1	1	1	9
Juli	15.8	21.4	16.5	17.6	11.4	26	26.8	11	68	50	68	62	38	10	3.9	5.4	5.5	4.9	124	25 14	12	9	—	—	—	—	7	7
Aug.	13.7	18.3	14.0	15.0	7.8	31	24.4	23	80	57	80	72	37	16	6.9	6.5	5.6	6.3	163	35 3	21	19	—	—	—	3	4	9
Sept.	12.6	18.1	13.9	14.6	6.0	3	23.2	7	76	51	78	68	30	5	4.3	5.1	4.6	4.7	98	56 9	8	8	—	—	—	3	8	6
Okt.	6.1	11.9	7.6	8.3	2.0	16	18.9	1	76	51	74	67	37	11	5.3	5.3	4.5	5.0	94	50 15	9	7	1	—	—	2	7	8
Nov.	1.6	4.3	2.4	2.7	-3.8	2	14.0	10	77	67	74	73	24	10	6.5	7.0	6.3	6.6	32	12 8	9	6	1	—	—	9	2	11
Dez.	2.6	5.9	3.7	4.0	-3.0	1	15.2	10	79	61	75	72	25	10	7.0	7.2	6.2	6.8	77	22 3	12	11	—	—	—	5	2	10
Jahr	6.7	11.4	7.9	8.5	-11.2	II	26.8	VII	75	54	72	67	24	XI	6.1	6.3	5.7	6.0	1128	56 IX	155	124	24	—	1	46	47	113

Lungern: Beobachterwechsel im Juli wegen Todesfall.

Gurtnellen

$\lambda = 8° 37'$, $\beta = 46° 44'$, $H = 742$ m, $h_r = 1.5$ m. Beobachter: **P. Müller**

Jan.	-2.3	-0.1	-1.1	-1.1	-8.3	10	9.0	26	83	76	80	80	27	26	5.9	6.5	5.8	6.1	60	14 27	14	10	11	—	—	2	4	10
Febr.	-2.9	1.2	-1.6	-1.2	-10.5	4	9.6	26	79	65	78	74	39	25	4.4	3.5	3.5	3.8	34	27 27	3	3	3	—	—	1	9	3
März	1.8	6.8	3.5	3.9	-5.0	6	13.8	29	81	58	77	72	24	17	6.7	6.8	6.5	6.7	66	22 12	15	11	9	—	—	4	2	15
April	7.8	14.1	10.4	10.7	2.0	4.24	25.2	17	76	51	64	64	28	17	5.1	5.5	5.8	5.5	88	38 22	9	7	2	—	—	3	2	6
Mai	11.2	17.3	13.3	13.8	6.8	28	22.0	23	78	54	74	69	35	29	5.1	5.7	5.4	5.4	45	15 4	14	10	—	—	—	—	3	5
Juni	12.4	18.3	14.5	14.9	7.7	6	26.8	24	86	57	80	74	34	18	4.5	6.1	6.9	5.8	141	24 28	18	17	—	—	1	—	5	11
Juli	15.1	21.0	17.0	17.5	10.3	26	28.0	20	82	58	80	73	35	20	4.2	4.7	5.2	4.7	68	18 10	11	10	—	1	1	1	10	6
Aug.	13.3	18.0	14.5	15.1	8.0	16	26.5	23	89	64	85	79	45	6	6.5	6.6	6.1	6.4	172	57 3	17	16	—	—	1	5	4	12
Sept.	12.0	17.9	14.0	14.5	6.6	3	23.4	8	82	59	81	74	41	3.28	3.7	4.5	4.6	4.3	45	20 9	8	7	—	—	2	—	9	3
Okt.	6.3	11.1	7.5	8.1	1.2	18	19.6	1	80	61	81	74	38	25	4.6	4.4	3.8	4.3	97	38 15	10	10	3	—	—	2	12	7
Nov.	2.7	4.7	3.5	3.6	-3.0	24	13.2	4	81	73	80	78	29	3	5.3	5.5	6.3	5.7	123	26 10	12	11	3	—	—	4	6	11
Dez.	3.3	5.6	4.6	4.5	-3.1	1	11.8	10	76	71	76	74	30	28	5.4	6.8	6.2	6.1	62	22 15	11	8	4	—	—	2	2	9
Jahr	6.7	11.3	8.3	8.7	-10.5	II	28.0	VII	81	62	78	74	24	III	5.1	5.6	5.5	5.4	1001	57 VIII	142	120	35	1	5	24	68	96

Andermatt

$\lambda = 8° 35'$, $\beta = 46° 38'$, $H = 1442$ m, $h_r = 1.5$ m. Beobachter: **P. R. Vögeli**

Jan.	-7.6	-3.9	-6.1	-6.0	-14.6	6	6.0	18	—	—	—	—	—	—	5.0	4.6	5.1	4.9	110	13 20	15	14	15	—	—	1	9	9
Febr.	-9.4	-0.5	-6.0	-5.5	-15.8	3	3.8	25	—	—	—	—	—	—	2.9	2.4	2.2	2.5	46	36 27	6	2	6	—	—	1	15	4
März	-3.3	3.0	-1.2	-0.7	-17.5	6	9.6	27	—	—	—	—	—	—	5.9	6.6	6.8	6.4	95	24 12	19	15	19	—	1	5	2	12
April	2.6	8.6	4.2	4.8	-4.6	4	17.0	16	—	—	—	—	—	—	5.5	6.3	5.8	5.9	130	62 22	11	11	6	—	—	—	4	10
Mai	7.5	12.4	8.3	9.0	1.8	8	17.8	11	—	—	—	—	—	—	5.3	5.7	6.1	5.7	48	14 4	16	11	1	—	—	1	4	7
Juni	8.4	13.8	9.7	10.1	4.0	6.13	22.7	19	—	—	—	—	—	—	4.6	6.1	6.9	5.9	168	42 28	19	16	—	—	2	3	6	10
Juli	11.4	16.8	12.7	13.1	6.4	25	23.6	11	—	—	—	—	—	—	5.2	4.9	6.4	5.5	63	12 14	14	12	—	—	3	2	8	11
Aug.	9.0	13.7	10.0	10.5	2.6	31	22.2	21	—	—	—	—	—	—	7.0	6.3	7.2	6.8	200	62 3	17	15	1	—	2	5	5	14
Sept.	6.2	14.1	9.2	9.5	0.0	3	23.0	9	—	—	—	—	—	—	4.5	5.5	5.2	5.1	44	8 5	11	10	—	—	2	1	7	7
Okt.	-0.2	8.3	2.8	3.4	-9.6	19	16.4	2	—	—	—	—	—	—	4.5	4.4	4.6	4.5	93	37 15	10	10	6	—	—	6	12	8
Nov.	-3.4	0.3	-2.6	-2.1	-12.6	2	5.8	5	—	—	—	—	—	—	5.2	5.4	6.0	5.5	208	40 14	11	11	9	—	—	2	10	14
Dez.	-2.4	1.3	-0.4	-0.6	-10.0	20.25	5.6	9	—	—	—	—	—	—	6.2	7.2	6.9	6.8	55	24 15	9	9	8	—	—	2	4	14
Jahr	1.6	7.3	3.4	3.8	-17.5	III	23.6	VII	—	—	—	—	—	—	5.1	5.5	5.8	5.5	1200	62 IV VIII	158	136	71	—	10	29	86	120

Andermatt: Die Abendbeobachtung geschieht um 20^{30}.

$\lambda = 6^{\circ}38'$, $\beta = 46^{\circ}59'$, $H =$ ca. 1077 m, $h_r = 1.5$ m. **La Brévine** (La Châtagne) Beobachter: **A. Pellaton**

1934	Luft-Temperatur								Relative Feuchtigkeit						Bewölkung				Niederschlag		Zahl der Tage							
	7^{30}	13^{30}	21^{30}	Mittel	Minimum	Tag	Maximum	Tag	7^{30}	13^{30}	21^{30}	Mittel	Minimum	Tag	7^{30}	13^{30}	21^{30}	Mitt.	Summe	Maximum Tag	*	≥1.0	*	▲	R	≡	helle	trübe
Jan.	-8.2	-3.9	-5.7	-5.9	-25.6	8	5.3	26	92	84	94	90	39	11	6.9	6.4	6.1	6.5	117	29 12	12	12	10	—	—	1	8	16
Febr.	-8.8	0.3	-5.1	-4.7	-23.8	8	6.7	26	87	65	86	79	31	12	3.0	2.7	3.1	2.9	8	0 —	3	3	3	—	—	2	16	3
März	-3.3	2.9	-0.8	-0.5	-22.0	5	12.5	31	95	73	93	87	40	30	6.6	4.5	6.5	5.9	153	21 11	14	14	14	—	—	2	5	17
April	2.5	10.4	3.9	5.2	-5.5	2	23.1	17	91	59	92	81	29	17	6.1	6.9	4.8	5.9	71	28 22	14	13	*6	—	—	—	2	8
Mai	6.1	14.5	7.7	9.0	1.1	16	21.0	30	93	58	94	82	34	28	4.8	5.5	4.9	5.1	45	11 13	9	9	--	1	2	2	6	6
Juni	9.3	16.8	8.9	11.0	1.8	9.13	24.6	18	88	55	93	79	34	24	4.4	6.3	5.1	5.3	122	31 20	13	11	—	1	2	2	5	6
Juli	10.9	19.4	11.1	13.1	3.9	25	26.0	10	85*	60*	85*	77*	--	—	3.1	4.3	3.5	3.6	122	0 —	11	11	—	1	3	2	13	5
Aug.	9.2	15.7	9.4	10.9	2.7	31	25.1	22	95*	70*	95*	87*	—	—	6.3	6.8	5.8	6.3	173	34 14	16	16	—	—	3	8	3	11
Sept.	7.7	15.2	8.6	10.0	-2.6	3	22.5	7	95	69	97	87	43	4	5.3	5.7	3.0	4.7	49	18 18	10	10	—	—	2	7	5	3
Okt.	-0.1	7.6	1.9	2.8	-9.9	22	19.1	1	96	74	96	89	50	1	6.4	6.2	4.5	5.7	130	60 15	6	6	2	—	—	2	6	9
Nov.	-1.7	5.0	-0.6	0.5	-21.8	2	10.3	29	89	65	90	81	36	29	3.7	4.4	3.4	3.8	68	19 5	6	6	4	—	—	1	10	2
Dez.	1.0	5.9	2.5	3.0	-8.2	31	10.6	24	94	70	91	85	29	2.28	7.5	8.0	7.5	7.7	128	21 18	18	18	10	—	—	—	1	13
Jahr	2.0	9.1	3.5	4.5	-25.6	I	26.0	VII	92	67	92	84	29	19/XII	5.3	5.6	4.9	5.3	1186	60 X	132	129	49	3	12	29	80	99

$\lambda = 6^{\circ}54'$, $\beta = 47^{\circ}4'$, $H_b = 800$ m, $h_r = 1.7$ m. **Cernier** Beobachter: **Ecole d'Agriculture**

Jan.	-3.2	-0.5	-2.2	-2.0	-11.6	11	6.2	18	—	—	—	—	—	—	7.7	7.8	7.6	7.7	111	22 12	14	14	11	—	—	6	4	20
Febr.	-3.4	1.8	-1.7	-1.3	-12.0	3.4	7.0	12	—	—	—	—	—	—	3.9	3.3	2.9	3.4	10	8 27	2	1	1	—	—	1	14	5
März	1.1	3.8	1.1	1.8	-3.6	6	9.2	28	—	—	—	—	—	—	7.1	7.8	6.5	7.1	123	16 12	15	15	8	—	—	1	2	16
April	6.9	12.6	7.1	8.4	0.6	10	21.2	17	—	—	—	—	—	—	5.3	6.3	4.7	5.4	39	14 22	10	9	—	—	—	—	6	6
Mai	11.6	17.4	10.9	12.7	5.0	7.8	21.8	29	—	—	—	—	—	—	4.2	5.5	3.2	4.3	26	5 1	9	9	--	—	—	1	8	5
Juni	13.4	18.2	13.6	14.7	8.0	6	24.4	24	—	—	—	—	—	—	5.3	6.0	6.0	5.8	132	33 20	13	13	—	—	1	—	7	11
Juli	16.1	21.2	17.2	17.9	11.6	25	26.4	9	—	—	—	—	—	—	3.3	4.3	3.6	3.7	93	13 13	13	13	—	—	1	—	16	7
Aug.	13.1	17.6	13.5	14.4	8.0	29	24.0	20. 21	—	—	—	—	—	—	6.5	6.6	4.7	5.9	128	27 14	16	14	—	—	—	—	3	9
Sept.	11.8	18.3	13.0	14.0	5.8	1	24.4	8	—	—	—	—	—	—	4.3	5.7	2.9	4.3	40	14 18	7	6	—	—	—	—	10	5
Okt.	5.6	10.7	7.0	7.6	-0.2	16	20.0	1	—	—	—	—	—	—	5.4	6.2	5.4	5.7	114	44 15	9	9	2	—	—	2	6	12
Nov.	-0.1	4.1	0.4	1.2	-6.0	2	8.8	14	—	—	—	—	—	—	6.6	6.8	4.6	6.0	60	30 7	6	6	1	—	—	9	5	9
Dez.	2.1	4.7	2.8	3.1	-4.0	2	9.8	4	—	—	—	—	—	—	8.3	8.7	7.7	8.2	130	18 3	16	16	—	—	—	7	—	22
Jahr	6.2	10.8	6.9	7.7	-12.0	II	26.4	VII	--	--	—	—	—	—	5.7	6.2	5.0	5.6	1006	44 X	130	125	23	—	2	27	81	127

$\lambda = 7^{\circ}0'$, $\beta = 47^{\circ}9'$, $H =$ ca. 1200 m, $h_r = 1.5$ m. **Mont Soleil** Beobachter: **A. Mathys, H. Kocher**

Jan.	-3.1	-0.5	-2.6	-2.2	-7.6	31	4.9	18	81	77	80	79	30	8	6.8	7.2	7.0	7.0	121	21 12	17	17	17	—	—	7	8	20
Febr.	-2.8	1.8	-2.1	-1.3	-13.6	2	8.0	23	72	61	71	68	27	7	4.3	3.4	4.3	4.0	27	16 27	4	2	4	—	--	5	11	3
März	-1.6	2.4	-0.6	-0.1	-7.2	5	11.2	31	88	77	86	84	50	30	7.1	7.8	5.9	6.9	104	15 18	18	16	17	—	--	3	3	17
April	4.9	10.8	5.7	6.8	-0.2	4.10	21.4	17	79	62	72	71	38	17	6.2	7.2	5.4	6.3	41	10 22	10	8	—	—	1	2	3	11
Mai	9.0	14.5	8.7	10.2	3.1	7	19.7	11	81	63	79	74	44	28. 29	5.7	5.9	3.9	5.2	26	6 13	8	7	—	-	1	—	5	5
Juni	11.2	15.9	11.0	12.3	6.2	5. 6	23.8	19	80	63	77	73	42	18	5.0	7.1	5.8	6.0	184	40 20	16	15	—	—	3	3	5	8
Juli	13.8	18.5	13.6	14.9	8.2	25	25.0	11	80	66	78	75	46	9	3.8	5.5	3.6	4.3	121	26 25	13	13	—	—	4	—	8	6
Aug.	11.1	14.6	11.2	12.0	6.6	14. 31	20.8	23	89	76	87	84	50	20	6.7	7.5	5.4	6.5	189	29 14	17	16	—	—	2	5	3	11
Sept.	10.9	15.7	11.2	12.2	4.4	1	23.8	8	89	74	89	84	52	8	4.8	6.2	3.0	4.7	71	17 14	10	8	—	1	3	1	10	6
Okt.	4.9	9.0	5.2	6.1	-2.2	16	18.4	2	89	77	87	84	52	11	6.5	6.6	5.2	6.1	138	37 15	12	11	5	—	—	5	4	12
Nov.	0.0	3.8	0.7	1.3	-6.0	2	10.2	28. 29	79	71	79	76	32	28	5.7	5.7	5.8	5.7	59	24 7	7	6	6	—	—	4	6	10
Dez.	2.1	4.3	2.4	2.8	-0.9	22	9.4	2	83	80	85	83	32	1. 2	8.3	8.8	8.1	8.4	122	0 —	18	17	10	—	—	7	1	19
Jahr	5.0	9.2	5.4	6.2	-13.6	II	25.0	VII	82	71	81	78	27	II	5.9	6.6	5.3	5.9	1203	40 VI	150	136	59	1	14	42	67	128

Mont Soleil. Beobachterwechsel im Oktober (Tod des Herrn Mathys).

$\lambda = 7^{\circ}54'$, $\beta = 47^{\circ}21'$, $H_b =$ ca. 400 m, $h_r = 1.5$ m. **Olten** Beobachter: **J. Naef**

Jan.	-0.6	1.1	0.0	0.1	-8.0	9	6.6	18	82	73	82	79	52	28	9.5	9.2	9.6	9.4	99	15 15	14	13	5	—	—	5	—	27
Febr.	-3.4	3.1	-0.6	-0.4	-13.0	4	11.0	26	84	57	73	71	45	26	6.7	4.4	4.1	5.1	9	7 1	3	1	3	—	—	6	7	6
März	2.4	7.9	3.7	4.4	-4.0	5. 6	16.0	31	85	59	80	75	42	27. 31	8.3	7.6	6.1	7.3	70	12 12	15	14	3	—	—	6	3	16
April	8.3	16.8	10.3	11.4	1.6	5	25.0	16. 30	75	44	67	62	31	8	5.9	5.1	5.7	5.6	23	10 19	8	5	—	—	—	2	2	6
Mai	13.2	20.3	15.4	16.1	8.8	8	26.0	12. 13	67	45	59	57	31	13	5.8	5.6	4.5	5.3	38	11 13	9	7	—	—	1	1	4	6
Juni	15.9	21.9	15.9	17.4	9.0	6	30.0	18	69	47	70	62	29	14. 18	5.7	6.2	6.1	6.0	186	45 25	16	14	—	—	3	2	3	9
Juli	17.6	24.0	18.0	19.4	12.2	26	31.0	11	69	48	72	63	31	10	5.0	5.1	4.8	5.0	91	11 25	13	12	—	—	—	1	7	7
Aug.	14.3	21.2	15.4	16.6	9.6	16	27.0	22	85	54	80	73	40	21	8.3	6.8	6.6	7.2	115	25 3	14	12	—	—	—	5	1	11
Sept.	12.6	20.2	14.3	15.3	6.2	3	25.0	8	92	57	88	79	42	4	9.6	5.3	4.9	6.6	147	50 9	9	9	—	—	1	15	—	9
Okt.	7.1	12.7	7.8	8.8	1.6	18	22.0	2	94	64	90	83	46	11	9.8	6.8	6.9	7.8	89	26 15	13	10	—	—	—	15	—	16
Nov.	1.1	5.3	2.8	3.0	-4.0	24	12.0	17	90	69	84	81	50	3. 4. 22	8.2	6.9	7.1	7.4	33	13 7	8	6	—	—	—	13	3	18
Dez.	3.9	6.1	4.2	4.6	-1.0	1	13.2	6	92	78	91	87	60	6	9.8	9.0	9.6	9.5	74	15 3	18	11	—	—	—	19	—	28
Jahr	7.7	13.4	8.9	9.7	-13.0	II	31.0	VII	82	58	78	73	29	VI	7.7	6.5	6.3	6.8	974	50 IX	140	114	11	—	5	90	30	159

Jura

Liestal

$\lambda = 7°44'$, $\beta = 47°29'$, $H_b = 342^m$, $h_r = 1.5^m$. Beobachter: **O. Affolter**

1934	Luft-Temperatur								Relative Feuchtigkeit						Bewölkung				Niederschlag			Zahl der Tage							
	7^{30}	13^{30}	21^{30}	Mittel	Minimum	Tag	Maximum	Tag	7^{30}	13^{30}	21^{30}	Mittel	Minimum	Tag	7^{30}	13^{30}	21^{30}	Mittl.	Summe	Maximum	Tag	●	●≥1.0	✳	▲	≋	≡	helle	trübe
Jan.	-1.1	1.8	0.2	0.3	-10.0	8.11	11.8	19	86	74	80	80	46	14.19	7.5	7.3	7.2	7.3	82	14	12	17	16	9	—	—	7	4	18
Febr.	-3.7	2.4	-1.3	-1.0	-14.4	4	11.8	26	87	68	79	78	44	3	6.5	5.3	5.3	5.7	17	8	27	4	3	4	—	—	6	7	9
März	1.5	7.5	3.2	3.8	-6.0	6	14.4	31	87	68	79	78	40	18	6.5	7.4	6.5	6.8	64	12	7	17	14	2	—	—	4	3	16
April	6.5	16.3	9.1	10.2	-1.5	5	26.6	16	79	44	68	64	21	16	5.8	4.6	5.0	5.1	23	5	19	10	7	—	—	—	—	5	10
Mai	11.1	19.5	12.6	13.9	6.6	8	25.6	12	74	43	71	63	28	12. 28	5.1	4.9	3.7	4.6	10	4	4	7	3	—	—	1	—	8	2
Juni	13.7	21.3	14.5	16.0	6.7	6	28.9	18	76	48	80	68	30	11.18	5.4	5.7	6.0	5.7	192	35	28	16	14	—	2	6	2	4	9
Juli	15.3	22.9	16.5	17.8	11.2	5	30.2	11	80	49	82	70	29	9	4.1	4.9	4.0	4.3	89	27	24	12	11	—	—	3	1	9	5
Aug.	13.6	20.2	14.2	15.6	9.0	16	27.1	23	88	56	90	78	39	21	6.5	6.7	5.1	6.1	160	41	23	19	15	—	1	4	1	4	9
Sept.	11.9	20.9	13.7	15.0	6.7	3	27.0	8	92	57	91	80	36	3	5.7	4.9	3.4	4.7	58	27	9	10	9	—	—	2	1	9	7
Okt.	6.0	13.1	7.7	8.6	0.3	18	22.5	1	91	62	86	80	40	10.21	5.9	5.5	5.2	5.5	72	25	15	12	8	—	—	—	1	8	10
Nov.	-0.5	5.0	1.8	2.0	-6.6	23	11.3	4. 7	92	69	87	83	39	2	6.4	5.9	6.8	6.4	64	38	7	9	6	1	—	—	8	4	11
Dez.	2.8	7.2	3.8	4.4	-5.3	2	15.4	6	90	71	89	83	45	6	8.3	8.1	8.5	8.3	78	20	3	19	14	—	—	—	3	1	20
Jahr	6.4	13.2	8.0	8.9	-14.4	II	30.2	VII	85	59	82	75	21	IV	6.1	5.9	5.6	5.9	909	41	VIII	152	120	16	3	16	34	66	126

Rheinfelden

$\lambda = 7°47'$, $\beta = 47°33'$, $H = 283^m$, $h_r = 1.6^m$. Beobachter: **Frl. A. Hoffmann**

Jan.	0.8	2.4	1.1	1.3	-6.3	8.11	10.4	14	81	72	80	78	41	15	8.0	7.5	7.4	7.6	69	11	5	15	13	3	—	—	5	4	19
Febr.	-2.0	3.4	0.1	0.4	-12.6	4	12.3	26	80	61	74	72	38	26	6.9	5.1	5.5	5.8	13	8	27	3	2	3	—	—	9	6	10
März	3.5	8.6	4.8	5.4	-1.7	5	15.3	31	84	58	82	75	30	11	7.9	7.1	5.9	7.0	62	12	12	15	13	3	—	—	7	—	12
April	8.4	16.8	10.1	11.3	2.5	5	26.5	16	76	39	70	62	24	16	5.1	3.8	5.0	4.6	19	6	19	7	4	—	—	—	—	9	6
Mai	12.0	20.3	14.0	15.1	8.3	16	26.4	13	75	40	69	61	26	12. 28	4.5	4.5	3.5	4.2	18	7	4	4	4	—	—	1	3	10	4
Juni	15.4	21.6	15.9	17.2	11.4	5	28.8	18	75	47	74	65	25	11.19	5.0	4.8	5.4	5.1	167	41	28	17	12	—	—	4	1	6	7
Juli	16.8	23.9	17.6	19.0	12.5	5	30.9	11	78	46	79	68	25	8	4.5	4.1	3.4	4.0	81	21	14	12	10	—	1	4	4	13	5
Aug.	15.2	21.1	15.6	16.9	11.1	16	27.7	23	86	54	88	76	35	18	5.8	5.7	5.0	5.5	103	28	23	13	9	—	1	3	4	4	5
Sept.	13.6	20.9	14.6	15.9	8.5	3	26.3	8	90	58	90	79	38	1. 4	6.4	4.7	3.3	4.8	71	46	9	10	7	—	—	—	9	7	7
Okt.	7.8	13.5	8.9	9.8	1.5	19	22.7	2	92	63	88	81	37	10	7.9	5.5	5.3	6.3	65	20	15	11	9	—	—	—	11	2	13
Nov.	2.2	6.0	3.8	4.0	-2.2	26	11.7	7	89	73	87	83	38	2	7.3	4.9	7.3	6.5	48	29	7	7	6	—	—	—	12	2	11
Dez.	4.8	7.4	5.6	5.9	-1.7	1	15.2	6	93	83	89	88	56	6.30	8.7	7.5	8.0	8.1	76	?	—	19	17	—	—	—	2	—	17
Jahr	8.2	13.8	9.3	10.1	-12.6	II	30.9	VII	83	58	81	74	24	IV	6.5	5.4	5.4	5.8	792	46	IX	133	106	9	2	12	57	63	116

Schaffhausen

$\lambda = 8°38'$, $\beta = 47°42'$, $H_b = 448^m$, $h_r = 1.5^m$. Beobachter: **G. Meyer**

Jan.	-1.7	0.4	-0.9	-0.8	-9.3	9	7.7	18	93	81	91	88	61	20	9.5	9.3	9.6	9.5	61	12	19	13	12	7	—	—	1	—	28
Febr.	-3.6	3.3	-0.6	-0.4	-12.0	3	11.0	26	89	59	78	75	40	26	5.1	3.0	4.9	4.3	9	5	1	3	2	2	—	—	3	9	7
März	2.2	7.7	3.8	4.4	-5.4	6	17.0	31	90	64	83	79	39	19	7.0	6.3	6.3	6.5	66	10	7	19	14	5	—	—	—	5	16
April	7.8	16.0	10.0	11.0	0.8	4	26.0	17	80	47	70	66	30	4	5.2	3.6	3.2	4.0	30	12	19	8	6	—	—	1	—	10	5
Mai	12.4	19.6	13.5	14.8	7.7	8	24.5	11	75	50	71	65	39	20	2.3	4.0	3.6	3.3	21	15	4	7	3	—	—	1	—	14	3
Juni	14.4	20.9	15.2	16.4	10.1	5.13	29.3	18	76	51	76	68	34	18	4.4	5.4	6.1	5.3	98	26	25	16	14	—	—	1	—	6	8
Juli	16.2	23.4	17.1	18.4	13.2	4	29.5	10	77	51	77	68	33	30	3.4	3.4	3.7	3.5	60	19	15	12	10	—	—	4	1	16	5
Aug.	14.2	20.8	14.8	16.1	9.9	30	28.1	22	87	56	86	76	36	20	5.8	5.4	4.9	5.4	88	21	3	15	11	—	—	3	—	6	9
Sept.	12.4	19.3	13.7	14.8	4.8	3	24.5	8	94	62	94	83	45	1. 4	7.5	3.5	3.6	4.9	121	45	9	11	8	—	—	1	8	4	6
Okt.	6.4	11.8	7.4	8.2	0.1	21	23.5	2	96	72	95	88	45	18	8.5	5.4	5.2	6.4	64	14	15	16	12	—	—	—	10	1	12
Nov.	0.4	5.0	2.3	2.5	-3.8	3.26	10.7	7.16	94	71	88	84	44	22	7.3	6.0	6.5	6.6	27	10	7	9	6	1	—	—	9	7	15
Dez.	2.3	5.1	3.1	3.4	-2.5	2	12.5	6	97	85	95	92	65	6.11	9.5	8.7	8.1	8.8	53	14	3	18	13	1	—	—	17	2	24
Jahr	7.0	12.8	8.3	9.1	-12.0	II	29.5	VII	87	62	84	78	30	IV	6.3	5.3	5.5	5.7	698	45	IX	147	111	16	—	11	49	80	138

Oberes Aare- u. Saanegebiet

Thun

$\lambda = 7°37'$, $\beta = 46°46'$, $H_b = 565^m$, $h_r = 1.9^m$. Beobachter: **Eidg. Munitionsfabrik, E Stucki**

Jan.	-2.0	0.6	-1.3	-1.0	-10.1	7	6.5	19	90	78	87	85	46	15	9.8	8.0	9.1	9.0	58	13	5	11	11	6	—	—	6	—	25
Febr.	-3.9	2.5	-1.8	-1.2	-10.3	3	9.7	26	90	62	86	79	40	23	5.5	4.0	4.2	4.6	9	6	1	3	2	3	—	—	1	6	3
März	1.5	7.0	4.1	4.2	-3.1	6	13.9	30. 31	92	63	82	79	39	6.30	6.3	7.5	8.2	7.3	68	24	12	9	7	4	—	1	—	—	13
April	7.1	15.3	10.3	10.8	1.3	4	23.7	16	89	49	75	71	33	8	5.9	6.2	6.3	6.1	35	16	12	6	5	—	—	2	—	1	7
Mai	11.6	19.0	14.3	14.8	7.9	10	24.1	12	89	50	72	70	25	29	4.4	4.7	4.7	4.6	33	7	7	9	8	—	—	3	—	6	4
Juni	14.5	20.1	15.8	16.6	10.9	6.7	27.5	18	85	54	76	72	28	18	4.3	6.1	5.7	5.4	192	73	28	16	14	—	—	3	—	5	7
Juli	16.7	23.7	18.8	19.5	12.4	26	30.3	11	86	50	75	70	32	11	3.0	4.5	3.9	3.8	94	23	24	10	10	—	—	2	—	13	5
Aug.	14.3	19.9	15.7	16.4	10.1	16	26.7	23	93	57	87	79	31	21	6.4	6.1	6.4	6.3	148	27	3	14	13	—	—	1	—	5	11
Sept.	11.9	20.5	14.6	15.4	8.0	3	25.5	7	97	55	94	82	41	7	3.0	4.6	4.6	4.1	81	51	9	6	4	—	—	1	—	9	2
Okt.	6.0	12.3	7.6	8.4	1.4	28	21.1	1. 2	94	64	92	83	44	19	5.0	5.3	5.4	5.2	68	31	15	8	8	2	—	1	1	7	7
Nov.	0.3	4.6	1.6	2.0	-4.3	27	9.9	17	98	76	94	89	42	2	6.2	6.6	6.9	6.6	47	22	7	6	4	1	—	—	5	2	8
Dez.	1.9	5.6	3.6	3.7	-2.7	26	11.1	4	99	82	96	92	53	24	8.0	7.4	8.1	7.8	55	14	15	12	10	—	—	—	5	—	15
Jahr	6.7	12.6	8.6	9.1	-10.3	II	30.3	VII	92	62	84	79	25	V	5.8	5.9	6.1	5.9	888	73	VI	110	96	16	—	14	18	54	107

Oberes Aare- u. Saanegebiet

Heiligenschwendi

$\lambda = 7^{\circ}41'$, $\beta = 46^{\circ}45'$, $H_b = 1125^{m}$, $h_r = 1.4^{m}$. Beobachter: **Sanatorium**

1934	Luft-Temperatur								Relative Feuchtigkeit						Bewölkung				Niederschlag		Zahl der Tage							
	7^{30}	13^{30}	21^{30}	Mittel	Minimum	Tag	Maximum	Tag	7^{30}	13^{30}	21^{30}	Mittel	Minimum	Tag	7^{30}	13^{30}	21^{30}	Mittel	Summe	Maximum Tag	●	●* ≧1.0	*	▲	K	≡	helle	trübe
Jan.	−2.1	1.0	−1.5	−1.0	−5.9	2	6.2	18	72	65	74	70	38	11	7.2	6.7	6.6	6.8	85	16 5	14	12	11	—	—	4	7	19
Febr.	−2.6	3.2	−1.0	−0.3	−12.1	3	10.3	23	67	56	70	64	28	8	3.1	2.9	2.2	2.7	7	4 28	4	2	4	—	—	—	17	4
März	0.2	4.0	1.5	1.7	−6.4	6	12.0	31	80	68	80	76	45	6	6.5	7.7	4.5	6.2	79	19 12	13	11	11	—	—	1	4	11
April	6.5	11.7	7.9	8.4	1.0	9	22.0	17	74	60	73	69	40	17	5.2	6.8	5.3	5.8	48	? -	7	6	2	—	1	1	4	9
Mai	10.6	15.7	11.4	12.2	5.0	18	21.0	23	76	58	73	69	35	29	5.3	5.8	5.3	5.5	88	19 12	11	10	—	1	3	—	5	10
Juni	11.9	15.7	12.6	12.9	7.8	7.29	23.2	18	80	65	76	74	35	18	5.0	7.1	6.6	6.2	185	49 28	16	16	—	—	5	3	2	11
Juli	15.2	19.6	15.5	16.2	9.2	25	26.1	10	76	61	74	70	42	10	3.7	5.1	4.7	4.5	120	24 24	11	10	—	1	2	1	12	6
Aug.	12.6	16.1	12.9	13.5	6.6	31	23.4	23	84	66	83	78	43	18	6.7	6.5	5.9	6.4	158	29 3	15	15	—	—	1	—	5	11
Sept.	11.7	16.9	12.8	13.5	5.8	1	24.0	8	82	65	84	77	49	8	2.5	4.2	3.3	3.3	120	80 9	8	6	—	—	—	—	13	2
Okt.	5.6	10.7	6.9	7.5	−1.0	16	19.4	1	81	67	84	77	49	24.27	5.4	5.3	4.6	5.1	72	27 15	9	8	6	—	1	—	8	9
Nov.	0.9	4.7	2.0	2.3	−5.1	2	10.8	29	80	70	75	75	40	29	5.3	6.1	5.7	5.7	30	16 8	5	5	3	—	—	2	7	10
Dez.	2.7	5.1	3.6	3.7	−2.9	24	10.3	6	80	70	80	77	39	1	6.9	7.5	6.6	7.0	74	16 14	13	12	2	—	—	1	1	13
Jahr	6.1	10.4	7.0	7.6	−12.1	II	26.1	VII	78	64	77	73	28	II	5.2	6.0	5.1	5.4	1066	80 IX	126	113	39	2	13	13	85	115

Heiligenschwendi. Die Abendbeobachtung geschieht um 20^{30}.

Château d'Oex

$\lambda = 7^{\circ}7'$, $\beta = 46^{\circ}29'$. $H = 1010^{m}$, $h_r = 1.5^{m}$. Beobachter: **Ch. E. Juvet**

Jan.	−5.3	−0.2	−3.1	−2.9	−12.2	3	6.0	19.28	84	69	83	79	49	26	5.2	5.2	5.0	5.1	99	15 12	12	12	11	—	—	—	11	12
Febr.	−6.5	1.8	−3.3	−2.8	−16.8	3	8.4	25	85	61	81	75	44	23	2.5	1.9	2.0	2.1	2	1 1	2	1	2	—	—	2	18	2
März	−0.9	5.5	0.3	1.3	−8.6	6	14.2	31	91	62	89	81	30	11	6.3	6.6	6.2	6.4	81	14 7	14	14	9	—	—	—	5	12
April	5.1	13.5	6.7	8.0	0.1	10	24.0	17	87	51	83	74	34	17	5.4	5.6	4.8	5.3	35	10 22	8	7	—	—	—	—	5	7
Mai	9.5	17.5	10.8	12.1	5.7	17	22.0	23	82	55	79	72	36	29	3.9	5.3	3.1	4.1	20	10 16	10	5	—	—	1	—	8	3
Juni	11.6	18.3	12.5	13.7	7.0	29	25.2	18.19	82	56	79	72	39	1.18	4.6	5.7	5.1	5.1	175	46 28	17	16	—	1	5	—	9	7
Juli	14.2	21.0	15.0	16.3	8.0	25	27.3	11	83	58	82	74	35	30	3.1	4.2	3.4	3.6	109	23 31	10	10	—	—	3	—	16	5
Aug.	11.6	18.2	12.2	13.6	7.8	16	25.0	23	90	60	90	80	37	23	5.8	5.5	4.3	5.2	174	31 7	18	16	—	1	3	—	5	7
Sept.	9.4	18.6	11.7	12.9	4.6	1	27.2	8	92	60	93	82	49	20	3.0	4.2	2.6	3.3	56	33 9	6	4	—	—	1	—	13	3
Okt.	3.4	11.9	5.4	6.5	−3.8	19	19.7	1	91	62	92	82	46	24	4.4	4.6	5.3	4.8	119	47 15	10	8	4	—	1	—	10	7
Nov.	−1.5	4.6	−0.1	0.7	−12.6	2	8.4	17	90	67	88	82	52	24	4.6	4.4	4.2	4.4	64	29 7	5	5	3	—	—	1	11	7
Dez.	0.6	4.8	1.9	2.3	−3.7	28	10.4	2.4	91	74	89	85	41	2	5.9	7.1	6.3	6.4	107	19 15	14	14	4	—	—	1	3	12
Jahr	4.3	11.3	5.8	6.8	−16.8	II	27.3	VII	87	61	86	78	30	III	4.6	5.0	4.4	4.7	1041	47 X	126	112	33	2	14	4	114	84

Marsens

$\lambda = 7^{\circ}4'$, $\beta = 46^{\circ}39'$, $H_b = 727^{m}$, $h_r = 1.5^{m}$. Beobachter: **N. Ruffieux**

Jan.	−4.7	−0.2	−3.6	−3.0	−15.6	11	6.6	19	83	67	83	78	34	12	7.4	6.6	7.3	7.1	94	16 15	12	12	7	—	—	6	5	19
Febr.	−5.3	2.0	−3.9	−2.8	−13.8	4	9.8	24	82	53	81	72	27	23	4.3	2.2	2.9	3.1	5	3 28	2	2	2	—	—	1	13	3
März	1.1	7.2	2.7	3.4	−5.2	6	13.6	30	84	55	81	73	25	29	6.7	6.6	8.2	7.2	107	24 12	14	14	5	—	—	1	5	16
April	6.7	14.3	8.0	9.3	0.6	4	22.2	17	81	43	77	67	30	11	5.9	6.2	6.9	6.3	27	10 22	10	8	—	-	3	—	2	13
Mai	10.9	18.2	12.3	13.4	6.2	9	22.8	30	82	44	77	68	22	29	4.8	5.6	5.3	5.2	57	20 13	9	8	—	—	2	1	6	8
Juni	13.9	20.8	13.9	15.6	9.0	12	27.0	19	74	38	68	60	13	17	5.0	5.0	5.4	5.1	181	38 28	12	12	—	—	3	—	9	8
Juli	16.5	22.9	16.4	18.0	10.4	26	29.4	11	79	49	79	69	19	11	4.2	4.2	3.8	4.1	99	16 ?22	12	12	—	—	4	—	14	9
Aug.	13.7	19.9	14.0	15.4	9.4	31	26.0	23	86	51	84	74	25	20	6.4	6.0	6.0	6.1	187	38 ?3	14	14	—	—	3	—	4	10
Sept.	11.8	20.2	13.2	14.6	7.6	2	25.0	8	86	53	86	75	40	26	4.2	4.2	3.0	3.8	75	42 9	3	3	—	—	2	1	9	4
Okt.	5.2	11.8	6.5	7.5	0.0	26	20.8	1	84	65	85	78	35	11	6.3	6.0	5.1	5.8	85	16 17	11	11	2	—	1	1	9	13
Nov.	−1.5	3.8	0.3	0.7	−6.4	23.30	7.8	6	86	74	87	82	45	2	8.0	6.7	7.3	7.3	*60	? —	*6	*6	*3	—	—	8	2	18
Dez.	1.9	6.3	2.3	3.2	−4.4	1	11.8	4	84	75	85	81	56	9	7.8	8.0	8.2	8.0	81	? --	15	14	—	—	—	2	—	19
Jahr	5.9	12.3	6.8	8.0	−15.6	I	29.4	VII	83	56	81	73	13	VI	5.9	5.6	5.8	5.8	1058	42 IX	120	116	19	--	18	21	78	140

Romont

$\lambda = 6^{\circ}55'$, $\beta = 46^{\circ}41'$, $H_b = 764^{m}$, $h_r = 1.5^{m}$. Beobachter: **Couvent des Capucins**

Jan.	−3.2	−0.9	−2.1	−2.1	−11.2	11	5.8	18	85	75	86	82	47	12	8.1	7.4	7.4	7.6	83	17 19	11	10	7	—	—	4	4	21
Febr.	−3.6	1.1	−1.7	−1.5	−12.0	4	7.4	26	81	61	77	73	30	23	5.2	2.1	2.5	3.3	3	2 27	2	2	2	—	—	5	10	4
März	0.3	4.5	2.3	2.3	−4.0	5	11.4	31	89	69	77	78	44	6	7.3	7.4	6.0	6.9	116	30 12	15	15	10	—	—	3	5	17
April	6.0	12.8	8.8	9.1	0.4	10	20.8	16	78	52	68	66	37	17	5.8	5.2	5.1	5.4	25	7 12	8	7	—	—		—	3	3
Mai	10.5	17.0	12.8	13.3	6.4	8	21.0	12.26	77	52	67	65	34	19.28	3.9	4.3	4.0	4.1	24	8 16	9	8	—	2	3	—	9	3
Juni	13.0	19.3	14.5	15.3	9.0	29	26.8	19	76	46	64	62	27	11	4.8	5.0	4.8	4.9	152	47 28	13	12	—	2	7	1	10	6
Juli	15.3	21.4	17.0	17.7	10.2	23	28.6	11	77	48	66	64	28	11	3.9	3.8	3.4	3.7	89	30 20	11	9	--	--	5	--	15	6
Aug.	12.9	18.3	14.2	14.9	8.4	16	24.6	22	82	55	75	71	37	20	5.2	5.4	5.7	5.4	142	29 7	14	14	—	--	2	--	6	8
Sept.	11.2	17.8	13.5	14.0	6.0	3	22.4	8.9	83	57	81	74	44	2	4.0	4.2	3.0	3.7	46	24 9	7	6	—	1	2	—	12	4
Okt.	5.8	10.8	7.0	7.7	0.6	16	19.8	1	81	67	83	76	38	11	6.0	5.6	3.7	5.1	93	26 5	10	9	2	1	3	3	9	11
Nov.	−0.3	3.0	1.0	1.2	−4.2	27	7.8	17	85	73	82	79	48	2	6.6	6.7	6.5	6.6	64	27 7	7	7	1	—	—	6	4	12
Dez.	2.1	5.2	3.2	3.4	−2.4	1	10.4	4	84	74	83	81	36	2	7.4	8.0	8.1	7.8	90	14 3	14	14	1	—	—	4	1	19
Jahr	5.9	10.9	7.5	8.0	−12.0	II	28.6	VII	81	61	76	73	27	VI	5.7	5.4	5.0	5.4	927	47 VI	121	113	23	6	22	26	88	114

Südwest-schweiz

Siders

$\lambda = 7^\circ 32'$, $\beta = 46^\circ 18'$, $H_b = 572.7^m$, $h_r = 1.5^m$. Beobachter: **Hôpital d'Arrondissement**

1984	Luft-Temperatur							Relative Feuchtigkeit						Bewölkung				Niederschlag			Zahl der Tage									
	7^{30}	13^{30}	21^{30}	Mittel	Minimum	Tag	Maximum	Tag	7^{30}	13^{30}	21^{30}	Mittel	Minimum	Tag	7^{30}	13^{30}	21^{30}	Mitt.	Summe	Maximum	Tag	●	●* ≥1.0	*	▲	⛆	≡		helle	trübe
Jan.	−3.0	2.0	−1.6	−1.5	−10.3	10	5.8	13	88	66	75	76	40	25	5.7	4.6	4.5	4.9	53	17	27	10	7	*6	·	·	—	·	·	9	8
Febr.	−3.3	0.7	−2.3	−1.8	−10.3	4	7.1	26	83	53	66	67	24	9	2.1	2.7	1.7	2.2	0	0	—	—	·	—	·	·	—	·	—	18	1
März	1.3	6.6	3.1	3.5	−4.1	6	17.4	31	88	54	72	71	29	28	5.9	5.9	5.7	5.8	43	22	1	7	7	2	·	·	—	·	·	5	8
April	7.6	17.8	10.7	11.7	2.3	10	25.8	17	83	46	64	64	29	11	4.1	4.2	3.6	4.0	28	25	22	3	2	·	·	·	·	—	·	5	1
Mai	12.1	22.3	16.9	17.0	8.8	9	26.2	24	86	48	63	66	32	12	4.7	4.1	5.0	4.6	20	11	2	5	4	—	—	—	·	·	6	5
Juni	14.1	22.9	17.1	17.8	10.4	21	30.7	19	85	53	74	71	32	25	4.8	4.2	5.5	4.8	73	31	28	13	11	·	·	·	·	—	5	4
Juli	16.3	25.1	19.8	20.2	11.2	26	29.9	8	89	51	69	70	38	6	2.7	3.6	3.3	3.2	28	11	21	6	4	—	—	—	·	—	15	1
Aug.	13.7	22.4	17.7	17.9	10.0	16	28.5	23	92	50	71	71	36	23	5.4	4.1	5.1	4.9	47	18	3	9	7	—	—	—	·	·	4	6
Sept.	11.6	21.7	16.6	16.6	7.1	3	27.2	8	94	45	71	70	32	9	2.8	3.1	3.5	3.1	20	15	9	5	2	·	·	·	·	—	10	—
Okt.	5.5	13.7	8.4	9.0	0.0	19	21.9	1	93	45	67	68	34	8	3.7	3.9	3.8	3.8	34	24	15	5	4	·	·	·	·	·	13	4
Nov.	1.2	6.4	2.5	3.1	−3.9	26	14.5	4	91	51	67	70	34	16	4.2	4.2	3.2	3.9	27	9	8	8	6	·	·	·	·	—	12	4
Dez.	1.9	6.4	3.3	3.7	−4.0	2	13.8	10	88	60	73	74	33	9	6.4	6.6	5.8	6.3	66	17	15	12	11	1	·	·	·	·	1	9
Jahr	6.7	14.0	9.3	9.8	−10.3	I II	30.7	VI	88	52	69	70	24	II	4.4	4.3	4.2	4.3	439	31	VI	83	65	9	·	·	·	·	103	51

Leukerbad

$\lambda = 7^\circ 37'$, $\beta = 46^\circ 23'$, $H_b = 1415^m$, $h_r = 1.1^m$. Beobachter: Schw. **G. Gränicher**

Jan.	−4.5	0.1	−3.0	−2.9	−12.1	4	6.0	19	67	55	66	63	23	25	5.4	5.2	4.7	5.1	111	25	16	11	11	10	·	·	2	9	10	
Febr.	−4.2	3.1	−2.3	−1.4	−12.0	2	8.0	11	56	42	54	51	19	4	2.4	1.9	1.3	1.9	3	1	1.27	3	2	3	·	·	2	20	1	
März	−2.3	4.2	−0.9	0.0	−9.3	6	11.1	29	71	49	79	66	24	28	5.8	7.2	6.8	6.6	101	29	1	14	13	14	·	·	4	4	14	
April	3.9	10.6	5.1	6.2	−3.0	10	20.0	17	66	42	57	55	22	17	4.9	5.4	3.3	4.5	69	48	22	4	4	4	—	·	4	2	3	
Mai	9.6	14.6	9.5	10.8	4.3	17	21.0	23	66	45	65	59	23	11	4.4	5.4	4.2	4.7	67	18	1	9	9	—	·	1	7	8	6	
Juni	11.6	15.8	11.2	12.4	6.0	5.29	22.0	15. 19.24	67	43	65	58	20	19	4.6	6.0	5.7	5.4	164	48	28	18	15	·	·	4	6	7	7	
Juli	13.5	19.1	13.6	15.0	8.0	26	24.0	11	70	46	64	60	28	7	2.9	4.2	3.4	3.5	89	?	—	9	9	—	·	·	3	13	5	
Aug.	10.2	15.4	11.2	12.0	5.0	16.18	22.0	23	81	57	79	72	33	20	5.7	5.8	5.2	5.6	93	28	3	14	12	—	·	2	12	5	7	
Sept.	9.1	16.1	10.8	11.7	3.0	3	21.0	7.8.9	80	47	74	67	23	28	2.6	4.6	4.7	4.0	54	24	9	9	8	—	·	2	3	8	3	
Okt.	3.0	9.5	4.7	5.5	−3.4	12.19	18.0	1	75	53	74	67	28	25	4.0	4.1	3.2	3.8	82	41	15	6	6	2	1	·	2	15	6	
Nov.	−0.7	4.1	1.0	1.4	−9.0	2	10.1	5	68	52	68	63	28	16	4.0	4.9	3.4	4.1	62	23	15	9	8	5	·	·	2	14	7	
Dez.	−0.3	3.6	0.5	1.1	−6.3	22	9.3	10	77	61	75	71	30	10	5.3	6.9	5.7	6.0	111	?	—	12	11	8	—	·	5	3	7	
Jahr	4.1	9.7	5.1	6.0	−12.1	I	24.0	VII	70	49	68	63	19	II	4.3	5.1	4.3	4.6	1006	48	II/VI	118	108	46	1	9	52	108	76	

Grächen

$\lambda = 7^\circ 51'$, $\beta = 46^\circ 12'$, $H_b = 1629^m$, $h_r = 1.5^m$. Beobachter: **St. Venetz**

Jan.	−5.1	−0.6	−4.5	−3.7	−11.8	29	5.3	12	·	·	—	—	·	—	5.8	4.4	4.4	4.9	38	17	20	8	8	8	—	·	2	8	8	
Febr.	−4.3	3.0	−2.4	−1.5	−13.3	2	8.0	13	·	·	—	—	·	—	2.1	2.4	1.1	1.9	*8	*8	28	1	1	1	—	·	·	18	7	
März	−2.9	2.7	−1.5	−0.8	−0.8	6	9.9	26.31	·	·	—	—	·	—	6.1	6.4	5.7	6.1	105	84	1	4	3	4	—	·	·	3	—	
April	3.1	8.9	4.3	5.1	−2.4	10	18.7	16	·	·	—	—	·	·	4.7	5.0	4.6	4.8	45	23	23	3	2	2	·	·	·	3	3	
Mai	7.9	13.1	8.8	9.7	3.1	17	18.6	29	·	·	·	—	—	—	6.0	6.2	4.7	5.6	77	?	—	6	6	·	—	·	·	4	8	
Juni	8.2	15.3	10.1	10.6	2.6	29	21.6	19	·	·	·	—	—	·	5.9	5.8	5.2	5.6	125	?	—	*11	*10	2	—	—	·	5	7	
Juli	13.8	18.3	14.7	15.4	4.7	25	23.6	11	·	·	·	·	—	·	3.7	4.8	4.5	4.3	31	?		4	4	·	—	·	1	8	7	
Aug.	11.3	15.3	11.7	12.5	4.7	31	21.7	23	·	—	·	·	·	·	6.4	6.3	6.0	6.2	58	19	3	9	9	—	·	·	—	3	11	
Sept.	8.5	15.4	10.8	11.4	2.1	3	21.7	8	·	·	—	·	—	—	3.6	4.6	4.1	4.1	25	10	9	4	4	·	·	—	·	9	3	
Okt.	3.0	9.0	4.2	5.1	−5.7	16	15.7	25	·	—	—	·	—	·	3.1	4.6	3.8	3.8	22	10	14	4	4	3	·	·	·	12	5	
Nov.	−1.6	3.0	−0.9	−0.1	−8.7	2	8.2	28	·	·	—	—	—	·	4.7	4.9	4.6	4.7	135	60	15	5	5	4	—	·	1	12	11	
Dez.	−1.5	2.1	−1.1	−0.4	−7.1	22	6.6	4	·	·	—	—	—	·	5.7	6.4	5.5	5.9	46	19	3	7	5	7	·	·	·	3	9	
Jahr	3.4	8.8	4.5	5.3	−13.3	II	23.6	VII	—	·	—	—	·	—	4.8	5.1	4.5	4.8	715	?90	XI	?66	?61	?31	·	·	4	88	?9	

Zermatt

$\lambda = 7^\circ 45'$, $\beta = 46^\circ 8'$, $H_b = 1616^m$, $h_r = 0.8^m$. Beobachter: **G. Brantschen**

Jan.	−7.8	0.1	−6.0	−5.2	−16.0	31	5.1	24	55	39	53	50	21	24	4.2	4.2	3.0	3.8	40	15	20	11	10	11	—	·	2	10	4	
Febr.	−7.5	3.6	−4.0	−3.4	−17.1	2	8.0	13	50	28	46	41	19	27	1.5	2.1	1.6	1.7	9	7	28	2	2	2	—	·	1	·	19	
März	−4.9	3.7	−2.3	−1.1	−14.7	6	10.4	31	60	36	61	52	17	26	5.3	5.8	5.0	5.4	71	38	1	13	11	13	·	·	2	4	5	
April	1.4	10.4	3.6	4.8	−5.0	6	19.4	16	59	29	52	47	15	17	3.8	4.7	3.7	4.7	75	42	22	7	7	5	—	·	2	7	5	
Mai	6.9	15.8	7.8	9.6	2.1	2	22.4	23	60	35	57	51	19	25.29	4.0	4.8	5.0	4.6	102	31	4	10	9	1	·	·	·	10	5	
Juni	8.7	16.9	8.6	11.7	1.4	29	24.1	18	59	35	61	52	15	16	4.0	4.9	4.3	4.4	118	36	28	13	12	2	·	1	2	8	4	
Juli	10.6	20.5	11.2	13.4	5.1	26	26.3	10	61	33	59	51	18	18	2.3	4.0	3.6	3.3	36	15	21	7	7	—	·	1	·	15	3	
Aug.	7.7	16.9	8.9	10.6	2.1	16	22.0	6.20	75	38	68	60	21	23	4.9	5.0	5.1	5.0	103	16	3	17	12	—	·	·	3	7	0	
Sept.	5.4	17.7	8.2	9.9	−0.1	3	23.2	8	72	28	65	55	18	29	2.6	4.0	4.5	3.7	37	13	9	7	5	·	—	1	3	9	3	
Okt.	0.8	11.7	2.4	4.3	−5.2	16	19.4	1	75	36	72	61	12	8	3.2	3.6	3.4	3.4	29	19	15	7	6	3	·	—	·	13	4	
Nov.	−3.8	3.1	−2.0	−1.5	−9.3	9	8.0	4	79	56	77	71	35	3	3.8	4.1	3.8	3.9	102	21	15	9	9	8	·	·	—	15	4	
Dez.	−4.1	1.8	−3.4	−2.3	−11.3	22	5.4	6.10	80	57	81	73	36	8	4.8	5.3	6.0	5.4	65	35	15	14	11	13	·	·	·	5	6	
Jahr	1.1	10.2	2.6	4.1	−17.1	II	26.3	VII	66	37	63	55	12	X	3.7	4.4	4.2	4.1	787	42	II	117	101	58	·	3	15	101	68	

Südwest-schweiz

Saas-Fee

$\lambda = 7° 56'$, $\beta = 46° 7'$, $H =$ ca. 1800 m, $h_r = 1.5$ m. Beobachter: **Ad. Imseng**

1934	Luft-Temperatur								Relative Feuchtigkeit						Bewölkung				Niederschlag			Zahl der Tage								
	7^{30}	13^{30}	21^{30}	Mittel	Minimum	Tag	Maximum	Tag	7^{30}	13^{30}	21^{30}	Mittel	Minimum	Tag	7^{30}	13^{30}	21^{30}	Mitt.	Summe	Maximum	Tag	●	●* ≥1.0	*	▲	K	≡	helle	trübe	
Jan.	−7.4	−3.0	−6.9	−6.0	−15.9	31	2.8	24	52	43	54	50	15	24	5.0	4.0	3.3	4.1	53	17	20	10	9	10	—	—	1	12	7	
Febr.	−6.4	1.6	−3.9	−3.1	−15.8	2	5.6	22	46	29	42	39	19	3	1.9	1.9	1.3	1.7	18	14	28	3	3	3	—	—	—	18	—	
März	−4.5	0.8	−3.0	−2.4	−13.2	6	8.1	26.30	57	45	59	54	20	6.10	5.7	6.1	5.2	5.7	94	32	1	14	13	14	—	—	—	5	7	
April	1.9	7.1	3.0	3.8	−4.1	10	16.0	17	54	38	53	48	18	19. 26	4.8	5.0	5.2	5.0	137	73	22	9	8	5	—	—	—	3	7	
Mai	7.4	12.3	7.8	8.8	2.1	4	19.3	23	56	39	54	50	18	29	4.5	5.7	4.4	4.9	110	40	2	10	8	—	—	—	—	8	3	
Juni	8.7	13.3	8.4	9.7	1.5	29	21.2	18	56	40	56	51	13	16	4.4	5.4	4.2	4.7	136	53	28	15	12	2	—	—	—	7	4	
Juli	11.7	17.9	11.3	13.0	5.4	26	23.6	9	57	33	55	48	20	7. 8	2.8	4.4	2.8	3.3	39	17	14	9	8	—	—	—	—	16	4	
Aug.	8.6	14.2	8.9	10.2	3.8	5	20.8	6	68	41	64	58	19	18	5.4	5.2	5.2	5.3	91	16	3	12	9	—	—	—	—	6	10	
Sept.	7.5	14.7	8.3	9.7	1.0	2	22.2	8	62	31	59	51	17	29	3.1	3.9	5.3	4.1	27	11	13	6	5	—	—	—	1	9	2	
Okt.	1.9	8.9	2.6	4.0	−5.8	16	16.9	1	50	31	54	45	11	8	3.5	3.4	3.2	3.4	18	12	15	4	4	1	—	—	—	12	2	
Nov.	−3.5	1.0	−2.5	−1.9	−9.8	2	6.8	4	51	42	47	47	20	3	3.9	4.1	3.8	3.9	129	35	5	8	8	8	—	—	—	14	8	
Dez.	−3.4	−0.6	−3.5	−2.8	−10.5	22	3.8	6	57	50	61	56	25	8.28	5.8	6.1	5.9	5.9	64	27	15	12	8	12	—	—	—	3	7	
Jahr	1.9	7.4	2.5	3.6	−15.9	I	23.6	VII	55	39	55	50	11	X	4.2	4.6	4.1	4.3	916	73	IV	112	95	55	—	—	2	113	61	

Grau-bünden

Seewis

$\lambda = 9° 38'$, $\beta = 46° 59'$, $H = 953.8$ m, $h_r = 1.5$ m. Beobachter: Frl. **D. Fopp**

Jan.	−3.8	0.9	−2.9	−2.2	−9.0	1	6.0	26	85	67	85	79	25	26	5.5	6.6	5.3	5.8	70	15	17	13	12	12	—	—	—	7	11	
Febr.	−4.0	2.6	−2.9	−1.8	−13.0	3	9.0	28.25	78	60	79	72	40	8	2.9	3.9	3.6	3.5	10	5	21	4	2	4	—	—	—	10	2	
März	0.2	6.8	1.6	2.6	−6.0	18	15.0	30	83	58	82	74	35	19	6.2	7.7	7.0	7.0	65	30	12	11	9	9	—	—	3	1	13	
April	6.2	14.2	7.4	8.8	0.0	4	24.0	17	75	47	68	63	30	17	4.9	4.7	3.1	4.2	38	17	23	6	4	—	—	—	—	7	2	
Mai	10.9	17.0	10.9	12.4	5.0	8	22.0	23	76	54	78	69	35	10	5.1	6.2	5.3	5.5	36	7	8	11	8	—	—	1	—	6	7	
Juni	12.7	17.9	12.2	13.8	6.4	7	27.0	24	76	57	81	71	37	19	4.8	6.5	6.2	5.8	157	21	28	19	18	—	—	3	—	6	11	
Juli	15.2	20.9	14.7	16.4	9.2	25	27.8	11	74	56	82	71	37	20	4.5	4.5	5.3	4.8	102	13	12	14	14	—	—	4	1	10	9	
Aug.	12.8	17.3	12.8	13.9	6.0	31	24.4	22	83	65	88	79	45	22	7.2	6.6	6.5	6.8	300	66	3	21	18	—	—	—	—	5	15	
Sept.	11.4	18.1	12.4	13.6	6.0	1. 2	23.0	8	83	58	90	77	40	3	4.7	4.6	5.6	5.0	71	17	9	11	11	—	—	—	1	9	6	
Okt.	4.2	11.2	5.3	6.5	−2.0	19	21.0	2	87	57	87	77	40	23.31	5.2	5.6	4.6	5.1	87	24	15	11	9	3	—	—	—	11	11	
Nov.	0.4	5.5	1.4	2.2	−7.0	2	15.0	5	81	62	82	75	45	5.15	4.8	5.7	4.6	5.0	29	8	10	9	8	3	—	—	—	9	9	
Dez.	1.3	5.6	2.5	3.0	−3.8	23	11.0	9	80	63	80	74	40	9	6.5	7.2	6.7	6.8	58	19	15	11	8	2	—	—	—	4	13	
Jahr	5.6	11.5	6.3	7.4	−13.0	II	27.8	VII	80	59	82	74	25	I	5.2	5.8	5.3	5.4	1023	66	VIII	141	121	33	—	8	5	85	109	

Schiers

$\lambda = 9° 41'$, $\beta = 46° 58'$, $H = 670$ m, $h_r = 1.0$ m. Beobachter: **G. Tarnutzer**

Jan.	−5.5	−1.0	−3.8	−3.5	−11.5	24	4.2	19	90	69	89	83	54	30	6.4	6.1	5.7	6.1	42	12	17	12	10	11	—	—	2	7	12	
Febr.	−6.6	1.1	−3.5	−3.1	−15.3	3	8.3	25	89	61	79	76	40	12	3.0	3.5	3.9	3.5	9	5	21	2	2	2	—	—	—	11	4	
März	−0.8	7.1	2.1	2.6	−7.3	6	14.6	31	84	55	78	72	?	—	5.7	6.5	6.9	6.4	54	27	12	12	10	6	—	—	1	4	13	
April	4.5	14.8	8.2	8.9	−3.1	4	25.3	17	84	44	69	66	26	4	4.4	4.4	3.3	4.0	28	11	23	5	3	—	—	—	—	9	4	
Mai	8.6	17.6	11.7	12.4	3.5	9	22.5	12	83	52	74	70	37	29	6.1	5.8	5.6	5.8	35	10	8	9	7	—	—	3	—	5	10	
Juni	10.6	19.0	12.9	13.9	7.0	8	27.3	24	84	53	80	72	32	19	4.8	6.7	7.2	6.2	140	18	28	20	17	—	—	6	—	5	11	
Juli	12.5	21.8	15.6	16.4	8.5	5	28.5	11	83	52	79	71	36	20	4.2	4.4	5.6	4.7	86	16	15	15	12	—	—	4	—	13	11	
Aug.	11.3	18.1	13.2	14.0	5.0	16	24.8	22	90	62	87	80	42	17. 22	7.2	6.6	6.8	6.9	220	47	4	20	20	—	—	4	—	5	14	
Sept.	9.1	18.8	12.5	13.2	3.5	4	24.0	8	94	55	88	79	39	3	5.0	4.0	5.5	4.8	70	15	9	10	9	—	—	1	—	8	8	
Okt.	2.4	12.2	5.1	6.2	−4.0	19	19.7	2. 6	95	53	90	79	39	31	4.2	5.2	4.9	4.8	78	29	15	10	9	3	—	—	—	12	11	
Nov.	−1.3	3.8	0.4	0.8	−7.6	23	13.3	5	91	70	88	83	47	5.17	6.1	5.5	6.0	5.9	29	8	10	9	7	1	—	—	2	6	11	
Dez.	−0.5	3.5	1.3	1.4	−6.7	1	7.5	7	91	76	88	85	54	23	6.3	7.6	6.7	6.9	54	17	15	14	9	2	—	—	3	5	14	
Jahr	3.7	11.4	6.3	6.9	−15.3	II	28.5	VII	88	59	82	76	?	—	5.3	5.5	5.7	5.5	845	47	VIII	138	115	25	—	18	8	90	123	

Reichenau

$\lambda = 8° 48'$, $\beta = 46° 49'$, $H_b = 604.3$ m, $h_r = 1.9$ m. Beobachter: **Bl. Mark**

Jan.	−2.8	1.7	−1.6	−1.1	−7.9	2	7.9	19	—	—	—	—	—	—	4.7	4.5	3.7	4.3	34	7	27	11	8	7	—	—	2	12	6	
Febr.	−2.0	3.5	−2.0	−0.9	−12.1	3	12.3	23	—	—	—	—	—	—	3.1	2.0	2.5	2.5	10	7	28	3	2	2	—	—	1	14	1	
März	1.7	8.6	3.1	4.1	−4.8	6	17.9	31	—	—	—	—	—	—	5.4	4.9	4.0	4.8	56	30	12	10	9	5	—	—	—	5	4	
April	7.0	10.1	9.1	10.3	−1.5	4	20.5	17	—	—	—	—	—	—	3.3	3.5	1.8	2.9	58	24	23	7	6	—	—	—	—	11	—	
Mai	11.7	19.3	12.4	14.0	7.0	8	26.0	11	—	—	—	—	—	—	4.1	3.9	3.3	3.8	29	13	8	8	4	—	—	1	—	5	1	
Juni	13.4	20.1	13.7	15.2	8.8	7	28.3	19	—	—	—	—	—	—	4.2	4.5	4.8	4.5	119	21	28	16	15	—	—	1	—	6	4	
Juli	15.6	22.7	16.1	17.6	12.5	25	28.1	10	—	—	—	—	—	—	3.4	3.0	3.9	3.4	69	19	14	13	11	—	—	3	—	10	2	
Aug.	13.4	19.0	13.9	15.0	8.3	31	27.2	23	—	—	—	—	—	—	6.0	4.7	5.6	5.4	196	39	4	19	17	—	—	2	—	6	6	
Sept.	12.0	20.6	13.5	14.9	6.4	3	25.5	8	—	—	—	—	—	—	3.3	2.4	4.0	3.2	57	19	9	8	8	—	—	—	—	11	2	
Okt.	5.3	13.3	6.5	7.9	−0.5	19	21.1	2	—	—	—	—	—	—	3.4	3.0	3.2	3.2	70	23	15	10	8	2	—	—	—	13	1	
Nov.	1.6	6.5	2.5	3.3	−6.8	30	15.1	4	—	—	—	—	—	—	3.9	4.3	4.3	4.2	72	21	14	8	8	—	—	—	3	9	4	
Dez.	2.0	6.6	3.6	4.0	−6.8	1	12.3	10	—	—	—	—	—	—	4.8	4.4	4.4	4.5	40	18	15	10	7	2	—	—	—	5	2	
Jahr	6.5	13.2	7.6	8.7	−12.1	II	28.3	VI	—	—	—	—	—	—	4.1	3.8	3.8	3.9	810	39	VIII	123	103	18	—	7	6	107	33	

Graubünden

Tschiertschen (ob Chur)

$\lambda = 9° 36'$, $\beta = 46° 49'$, $H = 1351^m$, $h_r = 1.2^m$. Beobachter: **Gg. Meister**

1934	Luft-Temperatur							Relative Feuchtigkeit						Bewölkung				Niederschlag		Zahl der Tage							
	7^{30}	13^{30}	21^{30}	Mittel	Minimum	Tag	Maximum	Tag	7^{30}	13^{30}	21^{30}	Mittel	Minimum	Tag	7^{30}	13^{30}	21^{30}	Mitt.	Summe	Maximum	Tag	●	●≥1.0	✶	▲	⛆	≡	helle	trübe
Jan.	-4.3	-0.6	-3.7	-3.1	-8.9	31	4.5	18	—	—	—	—	—	—	5.2	5.6	4.5	5.1	61	10	28	15	13	14	—	—	—	10	9
Febr.	-4.1	1.0	-3.1	-2.3	-11.6	2	6.7	23	—	—	—	—	—	—	3.4	1.9	2.1	2.5	10	6	28	2	2	2	—	—	1	14	1
März	-1.4	4.0	-0.6	0.3	-9.3	6	9.7	31	—	—	—	—	—	—	5.3	5.8	6.4	5.8	71	37	12	10	9	*8	—	—	—	6	9
April	4.8	10.8	5.3	6.6	-3.7	4	20.7	17	—	—	—	—	—	—	4.2	4.0	2.4	3.5	49	15	22	7	6	2	—	—	—	10	3
Mai	8.5	14.4	9.0	10.2	2.5	8	18.7	23	—	—	—	—	—	—	5.1	5.6	4.7	5.1	32	7	8	11	11	—	—	2	2	5	5
Juni	9.1	15.1	10.2	11.1	4.1	6	23.5	19	—	—	—	—	—	—	4.5	5.7	5.9	5.4	136	30	3	18	18	—	—	2	—	5	9
Juli	11.6	18.5	13.0	14.0	7.5	26	23.6	10	—	—	—	—	—	—	4.4	3.9	4.8	4.4	125	24	15	14	13	—	—	1	—	12	6
Aug.	9.9	15.0	10.7	11.6	3.2	31	21.4	23	—	—	—	—	—	—	6.1	5.9	5.8	5.9	237	42	3	19	16	—	—	1	—	6	9
Sept.	9.2	15.0	10.9	11.5	3.2	1	22.1	8	—	—	—	—	—	—	4.1	3.4	4.5	4.0	83	24	9	9	7	—	—	2	—	11	4
Okt.	3.6	8.8	4.3	5.2	-3.3	16	17.5	2	—	—	—	—	—	—	3.5	3.8	3.8	3.7	87	23	4	10	8	4	—	—	—	13	6
Nov.	-0.3	3.9	0.6	1.2	-9.3	2	12.1	5	—	—	—	—	—	—	3.8	4.3	4.0	4.0	63	17	5	8	8	3	—	—	2	11	5
Dez.	0.7	3.5	1.6	1.9	-4.6	23	9.1	10	—	—	—	—	—	—	5.1	5.5	5.8	5.5	49	22	15	11	10	5	—	—	—	6	9
Jahr	3.9	9.1	4.8	5.7	-11.6	II	23.6	VII	—	—	—	—	—	—	4.6	4.6	4.6	4.6	1003	42	VIII	134	121	38	—	8	5	109	75

St. Moritz

$\lambda = 9° 50'$, $\beta = 46° 30'$, $H_b = $ ca. 1853^m, $h_r = 2.7^m$. Beobachter: **J. Maeschig, J. Tuena**

Jan.	-9.4	-2.0	-8.3	-7.0	-16.2	31	3.8	18	77	55	73	68	34	24.26	3.1	4.4	3.2	3.6	20	8	20	4	3	4	—	—	1	12	3
Febr.	-8.4	1.2	-6.3	-5.0	-18.8	2	8.0	19	74	51	70	65	27	19	1.6	2.4	1.9	2.0	40	26	28	4	4	4	—	—	—	21	4
März	-5.4	2.5	-4.2	-2.8	-13.2	6	11.1	31	83	56	83	74	27	6.27	5.6	6.0	5.5	5.7	106	27	20	11	11	11	—	—	1	7	11
April	1.7	7.1	0.8	2.6	-5.0	4	15.6	17	82	57	86	75	37	3	5.3	5.5	4.4	5.1	79	?	—	9	8	5	—	—	—	15	6
Mai	7.4	12.6	5.4	7.7	0.8	8.27	18.2	22	75	52	82	70	37	11.29	4.8	5.8	4.3	5.0	43	?	—	9	8	1	—	—	—	6	6
Juni	8.6	13.5	7.2	9.1	1.8	7	19.5	18	76	54	83	71	31	16	5.0	6.2	5.3	5.5	78	17	6	14	12	1	—	—	—	6	7
Juli	10.5	17.8	9.9	12.2	5.8	15.25	22.8	8	75	47	77	66	29	18	3.9	4.7	4.0	4.2	69	?	—	10	10	—	—	3	—	12	6
Aug.	8.7	14.1	8.4	9.9	1.4	31	19.8	19. 20	84	58	84	75	35	19. 20	6.3	6.1	4.9	5.8	148	25	29	18	14	—	—	—	2	5	11
Sept.	*4.5	*15.0	*7.5	*8.6	—	—	—	—	*85	*50	*80	*72	—	—	*4.0	*5.0	*4.5	*4.5	*36	—	—	*6	*5	*1	—	—	*1	*9	*5
Okt.	1.0	8.9	1.7	3.3	-5.6	18	15.4	1	76	50	72	68	25	13	3.4	3.3	3.1	3.3	47	25	4	6	4	4	—	—	—	15	4
Nov.	-5.5	1.0	-3.8	-3.0	-13.2	22	6.3	28	81	61	78	73	35	2	4.3	4.1	3.6	4.0	245	58?	7	13	11	13	—	—	1	13	7
Dez.	-5.1	0.9	-3.9	-3.0	-11.6	23	7.0	6	81	60	81	74	42	1	4.9	5.6	5.3	5.3	55	31	15	8	7	8	—	—	1	6	6
Jahr	0.7	7.7	1.2	2.7	-18.8	II	22.8	VII	79	54	79	71	25	X	4.4	4.9	4.2	4.5	966	—	—	112	97	52	—	3	7	117	76

St. Moritz. Beobachterwechsel im Oktober.

Pontresina

$\lambda = 9° 54'$, $\beta = 46° 30'$, $H = 1805^m$, $h_r = 2.2^m$. Beobachter: **L. Schmid**

Jan.	-11.0	-3.0	-8.9	-8.0	-17.5	31	6.1	18	—	—	—	—	—	—	6.5	5.0	4.0	5.2	15	6	19	8	5	8	—	—	—	8	9
Febr.	-10.7	-0.1	-6.5	-6.0	-21.4	2	5.5	19	—	—	—	—	—	—	1.9	2.6	1.9	2.1	30	12	27	5	3	5	—	—	—	21	4
März	-6.8	1.6	-3.5	-3.0	-17.4	6	0.6	25. 26	—	—	—	—	—	—	6.9	7.3	6.8	7.0	86	23	12	14	10	14	—	—	—	2	15
April	0.0	7.2	1.5	2.6	-8.2	4	13.8	17	—	—	—	—	—	—	6.4	5.3	6.1	6.3	73	29	22	8	7	8	—	—	—	2	9
Mai	4.1	12.7	7.3	7.9	?	—	18.6	23	—	—	—	—	—	—	6.9	6.7	7.2	6.9	39	?	—	*9	*7	*1	—	—	—	2	13
Juni	6.5	13.5	9.0	9.5	2.7	4	20.6	19	—	—	—	—	—	—	6.0	6.5	6.0	6.2	90	26	6	13	12	2	—	—		*4	*8
Juli	8.3	17.8	12.1	12.6	3.9	17	23.4	10	—	—	—	—	—	—	4.5	4.8	6.2	5.2	93	22	14	12	11	—	—	—	—	9	10
Aug.	7.0	14.4	9.2	10.0	-0.2	16	20.3	21	—	—	—	—	—	—	7.2	6.6	6.9	6.9	182	40	29	20	18	2	—	—	—	5	14
Sept.	4.4	14.5	7.8	8.6	-1.2	3	20.1	8. 9	—	—	—	—	—	—	3.4	4.3	4.5	4.1	36	18	9	6	5	—	—	—	1	9	6
Okt.	-1.2	8.7	1.4	2.6	-7.6	23	15.0	1	—	—	—	—	—	—	4.5	4.8	4.0	4.4	30	17	4	6	5	4	—	—	—	12	10
Nov.	-6.8	0.1	-4.7	-4.0	-15.7	22	4.6	5	—	—	—	—	—	—	5.3	4.8	5.7	5.3	157	37	14	12	11	12	—	—	1	9	11
Dez.	-6.1	-0.1	-4.4	-3.8	-13.7	22	5.8	6	—	—	—	—	—	—	7.0	6.3	7.5	6.9	40	15	15	8	7	8	—	—	—	4	15
Jahr	-1.0	7.3	1.7	2.4	-12.4	II	23.4	VII	—	—	—	—	—	—	5.5	5.5	5.6	5.5	871	40	VIII	121	101	64	—	—	2	87	124

Scarl (Unterengadin)

$\lambda = 10° 20'$, $\beta = 46° 43'$, $H = $ ca. 1810^m, $h_r = 1.5^m$. Beobachter: **Eidg. Grenzwachtposten**

Jan.	—	—	—	—	—	—	—	—	—	—	—	—	—	—	—	—	—	—	—	—	—	—	—	—	—	—	—	—
Febr.	—	—	—	—	—	—	—	—	—	—	—	—	—	—	—	—	—	—	—	—	—	—	—	—	—	—	—	—
März	—	—	—	—	—	—	—	—	—	—	—	—	—	—	—	—	—	—	—	—	—	—	—	—	—	—	—	—
April	—	—	—	—	—	—	—	—	—	—	—	—	—	—	—	—	—	—	—	—	—	—	—	—	—	—	—	—
Mai	7.4	12.0	5.5	7.6	0.4	8	17.2	22	64	38	73	58	24	25	4.9	6.2	4.8	5.3	42	13	8	12	12	2	—	—	2	3	4
Juni	8.7	13.0	7.1	9.0	3.4	21	19.8	19	67	46	82	65	21	17	5.4	6.5	6.2	6.0	125	21	6	16	15	1	—	1	2	5	9
Juli	11.5	17.6	10.0	12.3	0.0	29	22.8	10	62	34	72	56	18	7. 9	4.4	4.4	5.4	4.7	93	19	14	13	11	—	—	2	—	10	7
Aug.	8.9	14.4	8.1	9.9	0.4	16	20.6	21	78	46	83	69	19	17	6.1	6.5	6.0	6.2	167	35	31	17	15	2	—	1	1	5	10
Sept.	6.8	13.8	7.6	9.0	1.1	4	19.8	9	75	41	77	64	20	4	4.3	4.6	4.7	4.5	40	12	9	8	7	—	—	—	1	8	2
Okt.	1.2	7.5	1.9	3.1	-7.6	18	15.8	1	65	39	65	56	14	13	3.5	3.8	3.2	3.5	43	15	4	6	5	2	—	—	—	14	3
Nov.	-4.3	-0.7	-3.2	-2.9	-14.0	2	4.8	5	71	59	68	66	33	3	4.1	4.7	4.0	4.3	92	22	6	11	11	10	—	—	—	12	5
Dez.	—	—	—	—	—	—	—	—	—	—	—	—	—	—	—	—	—	—	—	—	—	—	—	—	—	—	—	—	—
Jahr	—	—	—	—	—	—	—	—	—	—	—	—	—	—	—	—	—	—	—	—	—	—	—	—	—	—	—	—	—

Graubünden

Grono

$\lambda = 9°\,9'$, $\beta = 46°\,15'$, $H = 335^m$, $h_r = 1.3^m$. Beobachter: **M. Parolini**

1934	Luft-Temperatur								Relative Feuchtigkeit						Bewölkung				Niederschlag			Zahl der Tage							
	7^{30}	13^{30}	21^{30}	Mittel	Minimum	Tag	Maximum	Tag	7^{30}	13^{30}	21^{30}	Mittel	Minimum	Tag	7^{30}	13^{30}	21^{30}	Mitt.	Summe	Maximum	Tag	●	●≥1.0	✳	▲	≡	helle	trübe	
Jan.	−0.4	3.9	0.7	1.2	−3.8	9	7.0	18.26	66	48	60	58	22	28	4.4	3.7	2.9	3.7	5	4	19	2	2	2	—	—	—	8	4
Febr.	2.7	8.7	4.5	5.1	−4.0	4	16.0	15	55	44	54	51	12	16	2.1	2.0	2.7	2.3	38	17	27	3	3	1	—	—	2	19	5
März	3.9	9.5	5.5	6.1	0.0	20	19.0	31	77	51	70	66	19	8	6.4	6.8	6.3	6.5	185	66	12	13	12	3	—	1	2	4	13
April	9.0	16.0	9.7	11.1	4.2	24	25.0	17	81	47	69	66	26	10.26	7.1	7.1	6.2	6.8	220	69	22	14	13	—	—	3	3	1	13
Mai	14.2	22.8	15.9	17.2	11.0	16.17	30.0	24	71	45	67	61	20	15	5.5	6.5	4.7	5.6	79	17	15	12	11	—	—	3	1	5	7
Juni	17.3	23.9	16.9	18.8	10.8	4	28.1	24.26	58	45	65	56	25	21.27	4.3	5.2	4.1	4.5	118	34	28	13	12	—	—	2	—	8	4
Juli	20.5	28.0	20.1	22.2	15.8	14	30.1	10.11	59	40	59	53	21	1. 2	4.0	4.3	3.4	3.9	115	33	20	10	6	—	—	6	—	10	3
Aug.	17.1	23.3	17.2	18.7	11.2	4	30.0	6	82	53	74	70	29	15	5.6	5.4	4.9	5.3	329	80	3	16	15	—	—	6	—	7	10
Sept.	15.0	22.2	16.9	17.7	10.6	3	25.0	22	82	49	77	69	18	3	3.5	4.3	4.5	4.1	52	21	9	8	7	—	—	—	—	10	4
Okt.	8.1	15.9	10.0	11.0	3.1	19	23.0	6	75	48	69	64	22	18	3.2	3.5	2.0	2.9	87	50	4	5	4	—	—	—	1	16	4
Nov.	3.0	7.3	4.5	4.8	−1.2	24	11.1	28	83	68	79	77	21	1	4.9	5.3	4.4	4.9	311	63	14	14	13	4	—	—	7	11	9
Dez.	3.1	6.8	3.5	4.2	−1.6	25	12.0	30	82	68	79	76	27	30	4.8	6.0	4.9	5.2	92	53	15	7	6	1	—	—	4	7	8
Jahr	9.5	15.7	10.4	11.5	−4.0	II	30.1	VII	73	50	69	64	12	II	4.7	5.0	4.2	4.6	1631	80	VIII	117	104	11	—	21	20	106	84

Tessin

Airolo

$\lambda = 8°\,36'$, $\beta = 46°\,31'$, $H_b = $ ca. 1147^m, $h_r = 0.8^m$. Beobachter: **Fr. Burkhalter**

Jan.	−4.0	−0.8	−3.9	−3.1	−9.2	23	4.2	17	74	60	73	69	37	9	3.7	3.6	3.3	3.5	34	14	15	7	6	7	—	—	—	16	7
Febr.	−1.9	4.5	−0.9	0.2	−10.6	2	9.8	18.19	63	49	65	59	26	19	2.3	2.5	1.8	2.2	60	36	27	4	3	4	—	—	—	21	5
März	−0.4	4.0	0.8	1.3	−5.2	17	11.0	31	80	60	83	74	31	17	6.3	6.2	7.1	6.5	166	46	20	15	15	12	—	—	—	3	12
April	3.6	8.8	3.9	5.0	−0.8	4	18.0	17	86	60	86	77	31	10	6.7	7.0	7.2	7.0	231	52	23	17	15	7	—	—	1	2	15
Mai	10.0	16.2	10.0	11.5	6.0	4	22.2	23	71	48	74	64	25	20	4.3	4.4	4.3	4.3	55	15	16	9	9	—	—	—	—	9	7
Juni	12.2	17.9	11.8	13.4	8.4	6	25.0	19	69	46	75	63	23	19	4.6	5.6	5.4	5.2	100	32	28	15	14	—	—	1	—	6	6
Juli	15.8	21.8	15.4	17.1	11.8	15	27.8	11	62	41	68	57	19	18	4.0	4.0	4.5	4.2	80	35	21	12	8	—	—	1	—	11	6
Aug.	13.0	17.5	12.9	14.1	6.5	31	23.0	20	77	57	79	71	23	30	5.2	5.6	5.6	5.5	285	101	3	11	11	—	—	—	—	9	10
Sept.	11.3	17.6	11.7	13.1	7.2	1	22.8	8	72	49	77	66	23	3	2.6	4.2	4.4	3.7	39	15	9	7	6	—	—	1	—	11	3
Okt.	5.0	11.0	5.5	6.8	−0.2	21	18.4	13	69	45	70	61	26	1	3.2	4.3	3.2	3.6	75	18	3	10	9	2	—	—	—	18	5
Nov.	−0.8	1.2	−0.4	−0.1	−6.1	22	5.2	19	78	68	78	75	31	3	4.8	5.3	5.1	5.1	352	62	14	15	15	12	—	—	—	12	10
Dez.	−1.2	1.8	−0.2	0.0	−6.5	25	5.1	5	78	68	77	74	53	28 30.31	4.9	5.9	5.1	5.3	123	24	15	14	9	8	—	—	—	6	7
Jahr	5.2	10.1	5.6	6.6	−10.6	II	27.8	VII	73	54	75	67	19	VII	4.4	4.9	4.7	4.7	1600	101	VIII	136	120	52	—	3	1	121	93

Faido

$\lambda = 8°\,48'$, $\beta = 46°\,29'$, $H = 759^m$, $h_r = 0.7^m$. Beobachter: **J. Rupprecht**

Jan.	−1.8	2.2	−0.9	−0.4	−5.8	24	6.7	13	66	52	63	60	28	6	3.3	4.5	3.5	3.8	13	?	—	4	3	4	—	—	—	11	5
Febr.	1.6	6.6	2.6	3.3	−7.2	2	14.6	18	56	45	57	53	23	15 18.20	2.4	2.3	2.5	2.4	38	20	27	3	2	3	—	—	1	18	5
März	1.7	6.8	2.9	3.6	−2.2	6	15.2	31	73	56	77	69	29	19	5.8	7.3	6.9	6.7	141	59	12	10	9	5	—	—	—	4	12
April	6.6	12.2	7.8	8.6	1.4	23.24	22.0	16	75	53	76	68	30	10	6.8	6.7	7.4	7.0	226	69	22	11	11	2	—	—	—	3	13
Mai	12.5	19.2	13.5	14.7	9.0	4	26.2	22	63	47	68	60	23	29	4.3	4.9	4.7	4.6	47	20	15	10	9	—	—	—	—	6	5
Juni	14.7	20.9	15.2	16.5	10.4	3	27.0	24	63	46	65	58	27	11	4.1	5.1	4.3	4.5	65	17	28	9	9	—	—	2	—	8	4
Juli	17.6	25.1	18.2	19.8	13.0	15	30.2	8	62	40	67	56	25	2	3.1	3.7	4.0	3.6	79	37	21	8	7	—	—	2	—	9	2
Aug.	14.7	20.6	15.0	16.3	9.1	31	25.2	21	72	53	76	67	30	12	5.0	4.7	5.2	5.0	336	140	3	11	11	—	—	—	—	8	9
Sept.	13.0	19.8	14.6	15.5	10.1	3	23.6	4	71	52	74	66	21	3	3.1	4.5	4.5	4.0	44	19	9	4	4	—	—	1	—	10	5
Okt.	6.6	12.4	7.6	8.6	1.2	19	22.1	13	68	49	71	63	26	18	3.0	3.5	2.6	3.0	57	20	15	6	6	—	—	—	—	16	5
Nov.	1.6	3.9	2.0	2.4	−2.9	23	7.8	9	75	67	77	73	29	1	5.2	5.4	5.5	5.4	276	41	11	12	12	5	—	—	—	9	12
Dez.	1.6	4.7	2.6	2.9	−2.2	26	8.0	27	73	60	72	68	32	31	4.4	6.0	4.3	4.9	83	36	15	7	6	—	—	—	—	8	7
Jahr	7.5	12.9	8.4	9.3	−7.2	II	30.2	VII	68	52	70	63	21	VIII	4.2	4.9	4.6	4.6	1405	140	IX	94	88	19	—	5	1	110	84

Comprovasco

$\lambda = 6°\,56'$, $\beta = 46°\,28'$, $H = 544.1^m$, $h_r = 1.6^m$. Beobachter: Frl. **Pia Gianella**

Jan.	−1.1	4.3	−0.1	0.7	−4.9	11	8.3	13	—	—	—	—	—	—	3.2	3.4	2.8	3.1	16	7	19	4	3	3	—	—	—	13	2
Febr.	1.9	8.7	3.7	4.5	−6.5	4	16.3	13	—	—	—	—	—	—	2.7	2.1	2.6	2.5	26	13	26	3	3	2	—	—	—	18	5
März	2.6	9.4	4.2	5.1	−2.5	6	16.9	30	—	—	—	—	—	—	6.0	6.6	6.6	6.4	157	54	20	10	8	6	—	—	—	4	10
April	7.3	14.3	8.8	9.8	1.9	24	24.0	17	—	—	—	—	—	—	6.8	7.5	7.3	7.2	221	67	22	14	13	2	—	—	—	3	14
Mai	12.0	20.3	13.9	15.0	6.9	5	27.5	24	—	—	—	—	—	—	4.5	5.5	5.1	5.0	53	18	16	14	11	—	—	1	—	8	6
Juni	13.7	22.0	15.3	16.6	9.4	8	27.9	24	—	—	—	—	—	—	4.6	5.4	4.2	4.7	92	29	28	13	10	—	—	3	—	7	5
Juli	15.9	26.5	18.7	20.0	13.1	17	29.9	2.10	—	—	—	—	—	—	3.2	4.0	3.5	3.6	85	22	21	12	10	—	—	6	—	13	3
Aug.	13.9	21.8	15.4	16.6	9.5	16	26.4	21	—	—	—	—	—	—	4.8	5.2	5.5	5.2	347	131	3	14	12	—	—	5	—	5	8
Sept.	12.5	20.9	15.0	15.9	8.1	1	24.8	9	—	—	—	—	—	—	3.4	4.5	4.4	4.1	42	12	19	7	7	—	—	—	—	9	4
Okt.	6.6	14.3	8.6	9.5	0.6	19	20.2	1	—	—	—	—	—	—	3.2	3.7	2.5	3.1	62	26	4	5	5	—	—	—	—	15	4
Nov.	2.1	6.4	2.8	3.5	−2.1	23	10.8	28	—	—	—	—	—	—	4.8	4.8	5.2	4.9	308	68	14	13	13	4	—	—	—	12	12
Dez.	2.1	6.4	3.0	3.6	−2.6	25	9.8	30	—	—	—	—	—	—	4.4	5.7	5.7	5.3	86	43	15	9	6	1	—	—	2	6	7
Jahr	7.5	14.6	9.1	10.1	−6.5	II	29.9	VII	—	—	—	—	—	—	4.3	4.9	4.6	4.6	1495	131	VIII	118	101	18	—	15	2	113	80

Fünftägige Temperaturmittel von 15 Normalstationen.

1934	Basel	Neuchâtel	Genf	Bern	Zürich	Altstätten	Altdorf	Lugano	Sitten	Chaumont	Bevers	Rigi-Kulm	Pilatus-Kulm	St. Gotthard	Säntis
1.–5. Januar	0.3	−0.2	0.0	−0.3	0.1	−1.1	−0.1	2.0	−4.1	−3.6	−11.1	−4.8	−4.9	−6.9	−7.9
6.–10. »	−3.2	−3.8	−2.7	−6.6	−4.1	−5.9	−2.4	1.0	−3.7	−2.1	−11.0	−2.7	−4.2	−5.6	−7.0
11.–15. »	2.3	1.1	3.0	0.0	1.1	−2.2	1.3	1.5	−1.2	−0.7	−8.8	−2.2	−3.8	−6.4	−7.0
16.–20. »	4.4	3.3	4.6	−2.5	3.2	2.7	3.3	3.3	2.0	−0.7	−5.5	−3.6	−5.3	−5.5	−8.0
21.–25. »	−0.7	−1.2	−0.1	−1.9	−1.8	−2.7	−0.4	1.9	−1.2	−3.9	−13.0	−2.0	−4.0	−5.6	−6.7
26.–30. »	1.5	0.9	1.5	0.1	0.4	−1.3	0.8	2.7	−0.2	−2.8	−9.6	−6.0	−8.2	−9.0	−11.0
31.–4. Februar	−5.3	−3.8	−2.6	−4.8	−4.8	−6.7	−2.8	0.5	−3.8	−9.0	−14.2	−7.3	−9.1	−10.6	−12.1
5.–9. »	−3.1	−1.4	−2.2	−4.0	−2.7	−5.9	−2.4	2.9	−2.0	−2.3	−9.4	−0.8	−1.3	−3.4	−5.0
10.–14. »	0.3	2.4	3.0	1.3	1.6	−0.8	0.4	5.0	1.9	0.7	−8.2	+0.7	−2.1	−3.9	−5.0
15.–19. »	1.7	2.2	2.7	1.6	1.8	0.8	1.0	5.7	1.5	−1.1	−6.5	−2.1	−3.3	−4.4	−6.2
20.–24. »	3.5	2.0	2.9	2.2	3.1	2.0	1.8	8.1	3.1	0.5	−4.0	−1.4	−3.1	−4.1	−6.8
25.–1. März	3.2	3.1	3.5	2.5	3.3	3.0	5.1	5.5	4.1	−1.0	−3.7	−2.8	−5.3	−6.4	−7.6
2.–6. »	2.3	2.1	3.0	1.3	1.3	0.8	1.6	6.7	1.9	−3.0	−5.8	−5.0	−6.7	−7.4	−9.4
7.–11. »	5.7	4.2	6.1	4.0	5.2	4.4	4.8	5.7	4.6	−0.2	−3.8	−2.8	−3.9	−5.6	−7.7
12.–16. »	4.8	3.0	4.8	2.5	3.8	5.1	5.7	5.3	3.7	−1.2	−3.6	−3.7	−5.5	−5.8	−8.4
17.–21. »	5.0	3.5	5.4	3.4	5.0	6.8	7.3	4.9	4.5	−0.5	−4.0	−2.6	−4.5	−5.4	−7.4
22.–26. »	6.1	6.9	7.0	5.6	6.6	6.8	7.0	8.7	7.7	0.9	−2.1	−0.7	−2.1	−2.1	−4.3
27.–31. »	6.1	7.9	7.8	6.5	8.1	7.0	6.9	10.2	9.7	3.6	−0.9	2.4	1.0	0.0	−2.1
1.–5. April	9.1	8.7	8.9	7.6	8.1	7.3	8.1	9.1	10.4	5.0	−1.4	1.3	−0.9	−0.7	−4.2
6.–10. »	9.9	9.0	9.2	8.4	10.5	10.1	11.4	9.5	10.7	4.9	0.4	1.0	−1.2	−2.1	−3.9
11.–15. »	13.7	13.3	13.1	12.6	14.3	14.0	13.4	13.2	14.7	9.5	3.9	6.1	4.4	2.6	1.1
16.–20. »	15.7	14.6	15.1	14.6	16.1	16.1	15.9	16.5	17.3	10.6	5.3	7.3	6.4	5.2	3.9
21.–25. »	10.0	9.5	9.9	9.3	10.1	9.8	9.8	9.6	10.9	4.7	1.9	1.6	−0.7	−0.8	−3.5
26.–30. »	12.9	11.5	10.9	11.9	13.5	13.5	14.0	13.4	13.9	8.3	5.9	5.2	3.5	1.7	0.5
1.–5. Mai	14.5	13.4	13.5	13.1	14.5	15.3	14.8	14.0	13.6	9.3	7.0	6.5	5.4	3.5	2.1
6.–10. »	13.3	13.4	13.5	11.9	12.8	12.7	13.1	15.5	15.3	8.8	7.2	5.8	4.9	3.7	1.2
11.–15. »	17.4	16.9	17.2	15.9	16.9	15.5	15.5	18.6	18.4	12.3	9.7	8.4	6.8	6.0	3.2
16.–20. »	14.4	14.2	14.6	13.3	13.9	13.4	14.2	15.8	16.4	9.2	8.9	6.1	3.7	3.9	1.7
21.–25. »	18.3	19.6	18.9	17.9	18.2	18.2	18.0	21.0	20.6	13.6	12.4	9.6	6.6	7.0	4.6
26.–30. »	15.6	16.8	17.2	15.4	15.9	15.1	16.4	18.9	18.5	12.3	9.5	7.9	6.3	4.9	2.2
31.–4. Juni	17.1	16.6	16.6	15.0	16.4	15.9	16.3	16.0	17.7	11.4	10.0	8.6	6.9	5.3	3.8
5.–9. »	15.0	15.5	16.5	14.4	14.5	13.8	13.8	16.3	17.0	9.9	8.2	5.8	3.5	3.1	0.6
10.–14. »	17.9	18.0	18.4	16.5	17.0	16.4	15.7	19.2	18.2	12.9	10.0	7.9	6.5	4.2	1.7
15.–19. »	19.9	20.8	21.0	19.1	18.7	18.2	18.3	20.6	21.0	15.5	12.3	11.0	9.4	7.5	5.8
20.–24. »	18.9	18.3	19.4	17.3	18.5	17.7	17.7	21.2	19.7	13.3	11.6	9.2	8.3	7.3	4.1
25.–29. »	18.7	17.8	17.8	16.0	17.3	17.1	17.5	21.4	18.1	12.4	12.0	8.7	6.7	7.1	4.6
30.–4. Juli	19.1	20.2	20.0	18.1	18.7	18.4	18.0	21.7	20.2	15.0	13.9	10.3	8.9	7.8	5.5
5.–9. »	20.9	22.5	21.7	20.0	20.5	19.8	19.2	23.6	23.0	17.6	15.2	13.7	12.4	11.0	9.1
10.–14. »	20.4	20.9	22.6	20.0	20.8	19.7	20.0	23.3	22.0	16.6	14.7	12.4	12.2	11.0	7.4
15.–19. »	20.4	20.3	20.9	18.3	19.1	18.3	18.4	21.8	20.5	14.6	12.9	10.9	9.9	8.9	6.1
20.–24. »	18.8	19.2	20.1	18.2	19.2	19.0	19.4	21.1	20.5	14.2	13.8	11.2	10.0	8.9	7.4
25.–29. »	18.2	18.8	19.0	17.1	22.4	17.2	17.7	22.2	18.6	12.9	13.0	8.6	7.4	7.0	3.8
30.–3. August	20.1	18.9	19.6	18.1	18.8	18.4	19.2	21.6	19.1	14.3	13.7	11.6	7.5	9.8	7.3
4.–8. »	17.1	16.5	16.9	15.3	16.2	15.5	16.1	17.7	16.8	11.4	11.1	8.7	6.7	6.4	3.6
9.–13. »	17.3	17.7	18.3	16.6	16.7	16.7	16.4	19.5	19.0	11.6	11.1	7.8	6.7	7.0	3.5
14.–18. »	16.4	15.8	16.2	15.0	15.7	15.3	15.8	18.6	17.3	12.1	10.3	7.7	6.1	5.6	2.7
19.–23. »	20.8	21.0	21.6	20.1	20.4	19.8	19.6	21.7	21.1	17.0	14.7	13.2	11.9	10.9	8.9
24.–28. »	16.6	17.1	18.1	15.7	16.7	16.3	17.0	18.5	18.5	11.9	10.5	9.2	7.2	6.3	4.8
29.–2. September	13.6	13.0	13.7	12.3	12.7	12.6	13.0	16.9	14.2	7.5	6.5	4.3	2.8	2.5	−0.3
3.–7. »	18.1	17.6	17.4	16.4	17.4	15.5	15.8	19.5	18.0	14.6	8.8	11.1	9.6	7.2	1.6
8.–12. »	17.8	16.8	18.1	16.1	16.7	16.0	15.4	20.5	18.5	12.0	10.4	10.1	8.8	8.1	3.3
13.–17. »	17.4	17.1	17.8	16.1	17.0	17.3	16.3	18.5	18.1	14.0	10.6	10.7	9.0	7.9	3.7
18.–22. »	15.2	15.0	15.4	14.3	15.5	15.8	15.3	17.9	16.3	11.1	9.6	7.5	5.9	5.6	1.4
23.–27. »	16.0	16.4	17.1	15.2	16.7	15.8	15.5	17.6	16.4	12.5	8.9	8.8	7.9	7.0	3.3
28.–2. Oktober	17.7	16.9	17.1	15.7	17.2	16.3	14.9	17.0	16.3	14.7	7.1	8.9	9.4	7.4	7.2
3.–7. »	11.8	12.1	13.1	10.2	11.7	11.7	12.1	14.3	12.1	6.9	5.1	3.5	4.9	1.3	−1.1
8.–12. »	9.7	10.3	11.1	7.7	9.5	9.1	8.2	11.9	9.6	6.6	3.7	4.1	4.4	0.1	0.0
13.–17. »	8.1	8.1	8.8	7.5	8.1	8.0	8.6	11.0	8.2	3.5	2.2	0.0	5.5	−0.9	−3.5
18.–22. »	7.3	7.3	7.5	6.0	7.3	5.8	5.9	8.0	7.0	3.4	−1.1	0.8	4.3	−1.8	−1.4
23.–27. »	10.2	8.5	8.5	8.1	10.0	8.1	7.8	9.2	9.7	8.6	2.7	6.9	6.0	3.5	5.4
28.–1. November	8.2	8.0	9.0	7.4	8.3	7.6	7.9	10.6	7.9	4.0	2.1	1.3	0.7	1.1	−3.6
2.–6. »	5.0	4.1	4.6	3.1	4.5	5.0	8.5	6.5	6.8	1.9	−2.4	0.3	−0.8	−2.5	−4.0
7.–11. »	6.1	5.3	5.6	4.3	5.2	7.6	7.5	6.9	6.8	1.0	−0.9	−0.9	−2.5	−2.1	−5.7
12.–16. »	3.2	4.5	4.8	3.4	4.0	4.4	7.4	6.0	5.9	1.6	−2.4	0.3	−1.6	−2.7	−4.4
17.–21. »	2.7	4.9	5.7	4.2	4.4	4.5	5.5	6.2	5.6	1.3	−5.2	−1.6	−2.7	−3.3	−4.9
22.–26. »	−0.8	2.3	2.2	0.8	0.7	−0.2	1.2	2.9	0.9	−0.4	−10.9	0.5	−0.5	−5.3	−3.5
27.–1. Dezember	0.0	−0.1	1.2	−1.1	0.0	−1.8	1.2	4.0	1.6	4.2	−6.9	4.4	3.1	−1.8	1.6
2.–6. »	8.1	8.1	8.4	7.4	8.2	6.4	6.4	5.4	6.6	6.1	−1.7	3.7	2.2	−0.3	−1.8
7.–11. »	6.1	4.7	5.1	5.2	5.4	6.0	8.3	5.8	7.4	4.3	−1.4	2.1	1.1	−1.1	−3.2
12.–16. »	4.8	4.5	5.4	3.3	3.3	2.3	5.4	6.8	4.6	1.8	−1.5	0.1	−1.3	−2.6	−4.5
17.–21. »	5.5	5.1	5.9	4.5	4.5	3.9	4.0	4.7	3.3	0.7	−6.9	−2.4	−4.0	−5.1	−6.9
22.–26. »	2.6	3.0	4.0	2.6	1.9	1.3	1.9	2.1	1.7	−0.3	−11.3	−2.4	−3.9	−5.8	−7.5
27.–31. »	5.7	3.9	4.4	3.2	4.9	4.1	3.7	2.8	3.2	1.3	−5.6	−0.7	−2.7	−3.6	−5.8

Temperatur-Minima 1934.

Januar

Tag	Bern	Neuchâtel	Genf	Basel	Altdorf	Bevers	Lugano
1	-1.6	-1.1	-1.3	-1.2	-1.4	-15.6	-1.4
2	-1.8	-1.6	-1.6	-0.2	-1.0	-15.9	-0.6
3	-1.7	-1.9	-2.0	0.0	-1.5	-16.0	-1.4
4	-2.3	-2.4	-1.9	-0.7	-2.8	-20.3	-3.2
5	-1.9	-1.3	-3.1	0.5	-2.3	-19.0	-3.4
6	-4.9	-3.5	0.0	-3.9	-3.8	-18.8	-1.8
7	-9.7	-6.7	-4.6	-5.2	-5.2	-19.7	-3.4
8	-11.2	-6.3	-7.0	-7.2	-4.3	-15.4	-3.8
9	-11.4	-7.2	-6.4	-7.5	-4.2	-17.5	-4.6
10	-11.1	-6.1	-4.7	-4.6	-3.8	-18.4	-4.4
11	-9.7	-6.6	-6.0	-6.5	-5.9	-19.5	-4.6
12	-9.0	-5.4	-5.1	-5.7	-5.1	-19.0	-4.2
13	-5.3	-0.6	2.8	1.7	-1.3	-14.7	-1.0
14	-2.1	-1.0	-1.5	-0.1	-1.4	-21.2	-3.4
15	-1.8	2.8	5.2	3.4	1.6	-10.8	-3.0
16	0.5	-0.4	1.0	1.1	0.8	-12.0	-2.2
17	-1.6	-1.7	0.0	-0.2	-0.8	-18.4	-1.4
18	-1.0	2.7	2.4	3.0	1.3	-8.4	-2.0
19	3.1	1.5	3.1	2.9	3.3	-11.4	-1.0
20	0.2	0.7	0.0	1.4	1.5	-6.4	-0.4
21	-0.2	-0.4	1.0	0.7	-0.2	-17.0	1.0
22	-2.4	-3.0	-0.1	-1.6	-1.0	-20.4	0.4
23	-3.8	-3.4	-1.3	-2.8	-1.3	-21.4	-0.8
24	-3.8	-3.4	-2.0	-3.3	-2.7	-19.6	-3.6
25	-4.2	-3.6	-3.0	-5.2	-2.6	-19.8	-3.8
26	-5.7	-3.6	-4.0	-4.0	-2.7	-20.5	-2.6
27	-5.7	-2.1	-1.3	-0.2	-1.2	-15.8	-1.8
28	0.2	-0.6	1.0	0.4	0.9	-10.3	-3.8
29	-0.6	-1.6	0.0	-0.2	-0.1	-18.6	0.6
30	-0.3	-0.3	-1.8	-0.3	-1.8	-18.1	-1.6
31	-1.2	-1.8	0.0	-1.5	-0.9	-22.7	-4.0
Mittel	-3.6	-2.3	-1.4	-1.5	-1.6	-16.9	-2.3

Februar

Tag	Bern	Neuchâtel	Genf	Basel	Altdorf	Bevers	Lugano
1	-2.3	-2.9	-1.7	-2.7	-1.6	-19.5	-1.6
2	-7.3	-7.5	-5.4	-7.2	-5.7	-26.9	-3.0
3	-10.1	-10.4	-8.0	-14.9	-5.4	-23.0	-5.8
4	-11.7	-8.7	-7.0	-15.5	-5.6	-22.5	-5.4
5	-11.7	-7.2	-5.6	-14.4	-4.5	-20.2	-4.6
6	-10.4	-6.3	-7.0	-10.7	-4.4	-20.0	-4.4
7	-10.1	-7.8	-7.8	-6.5	-6.0	-17.0	-3.2
8	-9.0	-7.1	-8.0	-7.7	-4.0	-18.9	-3.0
9	-8.3	-3.5	-6.9	-7.6	-2.2	-12.2	-0.6
10	-5.0	-4.5	-4.8	-7.3	-3.6	-16.0	-2.2
11	-4.7	-1.8	1.0	-3.2	-2.5	-17.2	-1.6
12	-3.1	-2.5	-3.3	-4.7	-3.2	-17.5	-2.4
13	-2.8	1.2	3.0	-0.7	-3.1	-14.8	5.0
14	-3.4	-3.2	-2.8	-3.8	-1.7	-17.5	2.4
15	-3.0	-3.5	-4.0	-2.8	-3.3	-15.5	-3.2
16	-2.7	-1.1	1.0	-0.7	-1.8	-14.3	3.6
17	-1.3	-1.4	0.0	-1.7	-2.4	-15.5	-1.6
18	-0.4	0.3	1.6	1.8	-1.8	-13.4	-1.2
19	-0.9	-2.2	0.2	-1.0	-1.1	-16.7	-1.2
20	-0.8	-2.8	-2.0	-1.6	0.2	-10.3	-2.0
21	-1.8	-2.7	-3.8	0.6	-0.5	-4.4	2.8
22	-2.7	-3.6	-2.8	-2.3	-2.7	-13.0	0.2
23	-2.4	-3.4	-3.0	-1.3	-2.4	-14.1	0.0
24	-1.3	-2.0	1.0	-1.2	-1.6	-14.5	4.6
25	-0.2	-0.2	1.0	2.5	-0.1	-8.5	4.4
26	0.8	-0.2	1.8	2.4	2.9	-10.2	3.2
27	0.6	0.3	-0.5	0.2	4.6	-4.2	2.4
28	-1.6	-3.2	-2.0	-1.2	0.0	-15.0	2.2

März

Tag	Bern	Neuchâtel	Genf	Basel	Altdorf	Bevers	Lugano
1	-1.4	-1.5	0.2	-1.7	-0.2	-10.0	2.2
2	-1.1	0.0	1.2	-0.2	-2.6	-10.5	1.2
3	0.8	1.4	2.0	0.9	0.0	-6.4	3.2
4	0.7	-1.2	2.3	1.0	0.3	-6.5	1.2
5	-2.6	-3.1	-1.0	-4.0	0.0	-17.0	2.0
6	-4.0	-5.0	-4.0	-3.1	-2.7	-21.1	-1.8
7	-3.7	0.5	3.5	1.3	1.4	-11.7	-0.4
8	-0.6	-2.8	1.0	-1.0	0.7	-12.9	-1.0
9	-1.7	-3.3	-1.0	-1.4	-2.0	-15.9	-2.0
10	-1.3	1.2	4.0	3.7	1.5	-11.5	0.6
11	2.4	3.2	4.0	4.8	5.2	-3.0	3.0
12	1.2	0.1	1.0	3.3	2.2	-2.0	4.0
13	-1.1	-1.0	0.5	-0.6	1.8	-6.5	0.6
14	-2.2	-1.5	-0.3	0.7	0.6	-10.8	1.2
15	-1.9	2.2	2.3	3.3	4.2	-11.3	3.2
16	1.0	0.4	2.0	1.4	1.7	-13.9	0.0
17	-0.1	1.1	2.9	0.9	-0.2	-20.4	-1.2
18	0.6	0.8	4.2	0.9	3.2	-8.4	1.8
19	-0.6	-1.0	1.3	0.3	1.5	-16.5	-0.2
20	-0.3	0.2	3.0	3.8	4.8	-11.4	1.8
21	1.8	1.4	1.8	2.6	5.3	-3.0	-0.4
22	2.9	3.7	4.3	2.7	2.3	-6.1	3.0
23	2.3	3.1	3.5	4.5	3.8	-14.6	1.6
24	2.6	2.4	5.0	1.0	5.6	-5.0	5.6
25	4.1	5.6	5.3	4.3	3.7	-8.7	3.8
26	4.9	5.5	4.0	2.6	5.3	-9.0	3.8
27	1.2	2.5	4.6	-1.5	3.3	-9.5	4.8
28	0.4	0.2	2.0	0.3	1.6	-9.5	3.4
29	0.7	0.9	5.0	-0.9	2.3	-5.5	5.8
30	1.2	1.0	3.0	-0.7	2.1	-9.2	4.4
31	1.7	3.3	4.0	0.7	2.8	-8.3	5.6
Mittel	0.3	0.7	2.3	1.0	1.9	-10.2	2.0

April

Tag	Bern	Neuchâtel	Genf	Basel	Altdorf	Bevers	Lugano
1	0.7	3.1	4.2	1.5	3.8	-7.1	7.4
2	2.9	2.8	4.6	2.9	3.9	-5.7	7.2
3	3.7	5.3	6.1	4.9	6.8	-3.8	6.8
4	-0.1	0.3	4.0	1.9	2.0	-7.5	4.2
5	0.2	2.3	4.6	0.1	4.3	-8.4	2.2
6	3.0	3.2	2.6	4.8	2.7	-4.5	5.0
7	4.6	4.8	7.0	4.3	4.7	-6.4	5.4
8	5.3	4.2	7.8	3.9	9.8	-1.4	5.8
9	5.5	5.8	6.5	6.3	7.3	-1.5	5.6
10	1.2	0.0	0.7	1.3	5.3	-6.1	2.2
11	1.8	5.5	5.0	7.2	7.3	-1.8	4.0
12	7.6	7.6	8.6	9.3	10.5	-2.1	8.0
13	8.8	7.3	8.3	6.5	9.5	0.0	9.0
14	5.3	5.5	6.8	3.4	5.3	-0.3	8.8
15	6.3	8.2	8.5	10.7	8.1	-1.5	9.4
16	10.5	8.5	10.0	9.8	10.4	-2.0	8.6
17	10.5	9.5	10.5	12.3	14.8	-1.5	10.6
18	9.3	11.0	11.0	10.4	13.7	-0.1	10.2
19	11.1	9.5	9.2	9.3	10.2	-2.1	10.2
20	7.7	8.0	9.0	5.8	8.9	-2.4	8.6
21	4.6	2.8	4.0	3.7	7.0	0.6	8.0
22	5.3	7.4	6.0	7.3	8.8	0.3	8.2
23	6.3	5.2	6.0	5.6	7.8	-0.9	6.2
24	5.9	5.6	5.8	5.1	4.9	-3.9	5.2
25	6.1	4.9	5.0	3.6	4.8	-5.7	2.8
26	2.9	2.4	5.5	3.1	3.2	-5.0	3.2
27	6.3	4.8	7.0	5.3	6.0	-2.5	6.4
28	7.2	5.5	5.0	7.1	9.3	0.9	9.0
29	3.9	3.5	4.0	2.1	5.7	-3.4	6.4
30	6.7	7.7	8.0	9.0	14.3	2.8	10.2
31							
Mittel	5.4	5.4	6.4	5.6	7.4	-2.8	6.8

Mai

Tag	Bern	Neuchâtel	Genf	Basel	Altdorf	Bevers	Lugano
1	10.7	9.4	11.4	8.2	16.3	2.1	9.8
2	9.9	8.8	8.2	9.9	11.5	-0.1	9.6
3	8.7	8.4	8.0	7.5	9.0	1.6	9.6
4	9.5	9.1	10.6	10.4	10.3	2.7	10.2
5	8.3	6.3	8.0	9.6	9.9	1.3	7.6
6	9.5	10.1	11.0	10.3	11.2	3.0	8.4
7	8.6	8.0	8.7	7.7	8.8	-1.6	8.8
8	7.9	5.8	8.2	4.9	8.8	0.4	11.6
9	6.2	6.5	8.0	6.0	7.7	-2.0	11.2
10	8.3	7.7	9.4	5.9	10.2	2.2	11.0
11	8.5	8.7	8.6	9.4	8.8	-1.2	9.0
12	10.9	10.9	11.5	9.3	11.3	2.0	12.4
13	11.3	10.0	10.4	12.1	12.3	1.7	10.2
14	11.9	11.3	12.2	13.6	11.8	1.7	11.2
15	10.4	9.3	11.7	8.0	9.8	1.6	13.8
16	5.7	5.2	6.5	2.3	7.2	0.1	10.8
17	8.8	8.8	9.8	8.9	9.7	4.2	10.8
18	7.5	8.3	9.8	7.8	9.6	2.1	9.6
19	8.0	6.2	6.6	6.3	9.6	5.1	12.4
20	8.7	8.1	8.0	8.7	10.8	0.4	11.0
21	11.8	13.3	10.3	11.3	11.3	3.1	12.2
22	10.7	9.8	10.8	10.5	12.6	1.1	12.4
23	10.9	11.0	12.3	9.3	12.7	0.8	13.0
24	14.3	13.1	13.2	11.1	15.9	5.2	13.8
25	9.9	9.2	11.8	5.6	11.0	0.0	14.4
26	10.5	10.1	12.7	9.3	11.8	1.2	16.4
27	7.6	7.1	10.6	5.1	10.8	0.5	11.0
28	5.9	7.8	9.8	1.2	7.3	-3.7	11.2
29	7.7	8.0	8.8	7.1	9.1	-2.0	10.8
30	9.9	9.8	11.0	5.6	10.6	-1.0	13.8
31	13.1	12.0	13.6	12.6	14.8	4.6	13.4
Mittel	9.4	9.0	10.1	8.2	10.7	1.2	11.3

Juni

Tag	Bern	Neuchâtel	Genf	Basel	Altdorf	Bevers	Lugano
1	13.4	12.2	13.8	12.0	13.0	5.4	13.2
2	13.4	11.7	12.8	14.3	13.0	2.1	12.2
3	11.9	12.2	11.7	10.8	12.5	1.5	10.4
4	10.3	9.8	11.4	13.3	10.7	2.9	8.4
5	9.8	11.0	12.0	10.1	10.1	3.2	13.8
6	9.0	7.2	9.0	7.9	7.9	-1.5	8.4
7	9.3	9.1	12.0	5.7	10.8	0.9	10.2
8	8.7	7.4	8.5	7.3	8.5	1.2	8.2
9	9.9	8.9	10.0	7.5	10.3	-0.2	11.2
10	9.7	10.9	11.2	7.8	10.3	2.2	13.0
11	9.0	9.7	10.3	7.5	10.3	-1.3	10.4
12	11.8	10.4	13.5	10.5	11.2	2.6	12.4
13	7.8	7.2	8.8	8.1	9.8	3.8	10.6
14	11.1	10.7	10.8	11.3	11.6	1.5	10.6
15	13.0	14.8	13.2	14.6	13.7	4.6	14.6
16	10.5	11.5	13.5	8.0	9.9	2.3	11.4
17	10.6	10.8	11.8	9.5	11.4	1.0	13.4
18	12.6	12.5	13.8	12.5	13.4	2.0	12.6
19	15.0	14.2	16.0	15.1	15.8	4.5	15.4
20	11.0	10.4	11.7	11.5	12.2	5.4	16.2
21	10.3	8.9	11.0	10.9	11.3	3.4	13.2
22	12.1	13.5	14.5	12.0	11.2	0.8	12.4
23	12.3	11.1	13.0	12.5	12.7	0.6	13.0
24	16.0	16.0	17.0	17.1	17.3	4.2	14.6
25	15.7	15.1	17.5	16.8	16.6	8.5	16.4
26	13.5	13.7	15.3	15.3	15.0	7.2	16.2
27	10.9	10.7	11.6	13.0	12.7	4.1	16.2
28	12.3	11.8	13.0	11.4	12.8	1.1	14.0
29	10.1	9.8	10.0	11.8	13.3	6.1	14.2
30	10.6	12.2	11.6	14.8	13.3	6.8	12.4
Mittel	11.4	11.2	12.3	11.4	12.1	2.9	12.6

Anmerkung: Die absoluten Minima und Maxima von Zürich und Säntis finden sich in den Aufzeichnungen der autographischen Apparate auf pag. 8 und 36.

Temperatur-Minima 1934.

Juli

Tag	Bern	Neu-châtel	Genf	Basel	Altdorf	Bevers	Lugano
1	11.8	13.5	16.2	13.4	14.1	8.1	10.6
2	14.6	13.6	15.0	12.1	13.8	2.8	16.0
3	13.6	13.4	14.0	13.3	14.3	3.1	15.9
4	11.8	11.5	15.0	9.0	15.3	3.4	14.6
5	10.3	12.3	13.5	6.0	12.2	0.9	16.6
6	12.3	11.3	14.0	8.9	13.9	0.0	15.6
7	13.5	13.2	16.0	9.8	14.4	3.3	16.4
8	13.3	15.2	16.2	11.8	14.6	2.1	17.4
9	13.3	12.9	15.0	9.6	15.1	2.2	20.0
10	13.7	13.4	16.0	11.9	15.3	2.4	19.6
11	17.0	15.4	18.8	16.0	18.1	6.5	17.6
12	17.3	16.5	18.0	16.0	16.8	7.0	17.6
13	16.4	15.9	18.5	15.7	16.7	7.8	16.2
14	14.3	13.2	16.5	14.5	15.8	7.4	13.0
15	12.8	12.7	14.6	12.5	14.4	6.1	13.8
16	12.7	11.4	11.3	11.2	13.8	6.8	13.6
17	11.8	13.1	14.0	10.9	12.6	2.0	14.2
18	13.5	12.5	14.0	12.0	14.2	1.7	15.4
19	14.3	17.3	17.3	16.4	15.8	4.2	17.2
20	15.1	14.3	16.0	12.6	16.3	6.5	15.0
21	16.2	15.8	16.0	14.8	18.3	8.8	16.0
22	13.8	12.6	16.0	12.9	15.4	7.0	15.2
23	12.5	12.8	15.8	12.3	15.3	6.6	14.6
24	14.3	13.5	15.0	14.3	14.8	7.1	14.0
25	11.9	12.2	13.0	12.9	12.9	6.3	15.4
26	8.9	9.4	9.0	9.9	11.2	5.2	17.6
27	15.9	15.7	16.0	16.9	14.7	4.8	13.8
28	13.5	15.1	13.9	12.1	14.3	5.5	15.6
29	11.5	12.5	12.7	13.8	13.1	2.7	13.4
30	13.8	12.7	14.3	13.9	13.6	4.1	15.4
31	14.1	13.5	15.0	14.3	15.0	5.5	17.4
Mittel	13.5	13.5	15.1	12.7	14.7	5.0	15.6

August

Tag	Bern	Neu-châtel	Genf	Basel	Altdorf	Bevers	Lugano
1	15.8	14.3	15.5	16.0	15.3	9.0	14.8
2	13.2	12.5	16.0	12.8	12.3	1.8	16.6
3	13.6	13.0	14.4	14.8	15.3	10.3	17.0
4	12.0	12.0	12.0	11.9	12.0	3.0	15.8
5	11.7	11.3	11.0	12.1	12.1	3.9	9.0
6	10.4	10.0	11.0	10.5	10.5	0.2	11.2
7	12.5	13.4	15.6	13.1	13.6	3.8	14.6
8	13.3	12.1	14.0	13.2	14.3	6.8	11.6
9	12.4	11.3	12.5	15.2	14.9	7.1	13.8
10	14.0	11.4	16.0	13.6	14.6	7.4	12.6
11	15.4	15.2	13.9	11.6	14.8	6.1	16.2
12	13.3	12.9	15.0	12.6	13.9	7.9	16.0
13	11.6	11.1	10.8	10.5	12.3	3.2	14.2
14	10.5	9.8	11.0	11.5	11.6	2.2	10.4
15	10.3	9.6	10.0	11.8	11.3	3.5	9.4
16	8.0	8.5	9.0	8.8	7.8	−2.0	10.0
17	9.2	9.8	11.3	10.5	10.8	−1.2	11.8
18	12.0	11.0	11.0	11.7	12.8	1.8	13.4
19	12.4	11.7	12.3	12.0	12.9	0.9	14.2
20	14.1	12.5	13.0	14.0	13.7	2.2	15.2
21	14.1	13.2	14.6	12.9	14.9	4.1	17.0
22	15.9	16.1	17.4	15.6	17.1	9.5	16.2
23	15.4	15.0	17.0	15.8	15.1	10.4	16.4
24	13.9	12.3	13.0	14.2	15.8	7.6	16.6
25	12.1	10.8	12.0	11.5	14.3	7.8	15.4
26	12.6	11.4	14.6	13.3	14.3	6.6	13.4
27	13.9	14.7	16.9	12.6	14.6	8.4	13.6
28	14.5	12.8	14.8	14.7	14.9	6.5	14.4
29	10.0	9.6	11.9	10.1	12.4	1.9	16.6
30	9.0	8.8	11.0	9.6	10.4	0.1	13.0
31	10.2	8.7	11.3	11.3	10.2	0.2	13.2
Mittel	12.5	11.8	13.2	12.6	13.3	4.6	14.0

September

Tag	Bern	Neu-châtel	Genf	Basel	Altdorf	Bevers	Lugano
1	8.8	7.3	8.0	9.3	9.6	0.3	8.6
2	8.3	8.2	8.2	8.3	9.0	2.8	9.6
3	6.1	5.6	6.0	6.0	6.3	−2.0	14.4
4	7.1	8.6	9.5	10.7	10.6	−2.7	10.0
5	11.6	10.5	11.8	12.1	11.3	0.0	11.0
6	12.3	14.6	15.0	15.0	13.6	5.8	14.2
7	13.6	13.6	13.6	13.8	12.7	2.4	14.2
8	13.7	12.8	13.8	12.7	12.5	1.7	14.8
9	14.1	14.2	15.6	13.1	12.3	2.1	18.0
10	13.0	12.7	14.3	14.2	12.9	6.9	15.6
11	10.6	9.8	13.0	13.0	10.1	5.0	13.6
12	11.7	12.2	13.0	13.2	10.8	6.9	14.2
13	11.3	10.6	13.8	10.8	12.3	4.7	15.0
14	11.6	11.8	11.8	11.7	11.7	7.1	14.8
15	12.3	12.3	13.2	12.9	11.0	4.3	14.2
16	12.7	12.8	14.3	12.3	12.3	6.0	12.6
17	13.0	11.4	14.0	11.9	14.0	6.1	14.0
18	11.6	11.8	12.0	13.1	12.2	3.2	13.6
19	11.9	12.8	13.8	13.5	14.0	4.3	13.8
20	8.5	10.0	8.3	10.0	11.8	6.4	11.8
21	8.8	11.3	11.6	10.7	13.0	4.1	14.6
22	8.8	9.4	8.0	10.3	11.8	4.8	11.4
23	9.2	9.3	9.8	9.3	9.8	3.1	12.6
24	9.5	11.8	12.0	13.9	11.3	1.6	11.6
25	12.0	13.8	14.5	11.8	12.9	1.4	12.2
26	10.4	9.0	10.0	7.9	11.1	3.5	12.8
27	10.7	10.2	10.1	11.8	11.0	1.4	12.0
28	10.8	10.5	10.6	11.5	10.4	0.6	12.2
29	11.3	12.1	11.2	11.4	9.1	−0.1	11.2
30	11.5	11.4	11.0	11.6	10.8	−1.6	10.6

Oktober

Tag	Bern	Neu-châtel	Genf	Basel	Altdorf	Bevers	Lugano
1	10.5	10.0	11.0	10.8	10.0	−2.3	9.2
2	10.9	11.3	11.5	12.7	10.5	−0.9	10.0
3	11.5	12.8	15.0	14.0	12.8	1.4	11.6
4	9.9	10.0	11.6	11.8	10.8	5.5	12.0
5	9.0	8.8	10.0	8.6	9.3	1.4	13.6
6	6.7	6.3	8.0	7.8	8.2	−1.8	8.6
7	5.0	6.0	6.0	6.0	5.2	−2.2	8.4
8	2.6	6.4	7.8	2.3	3.0	−5.2	4.6
9	2.9	5.5	4.6	4.3	5.4	−2.8	6.2
10	3.9	7.0	5.9	6.1	5.8	−1.1	8.0
11	3.3	3.1	7.0	2.2	3.6	−6.1	5.4
12	3.5	5.1	4.8	3.9	4.2	−4.2	5.0
13	3.9	7.4	5.0	11.3	4.7	−2.4	6.4
14	6.8	6.5	5.5	7.1	8.3	−3.1	8.2
15	3.0	2.6	6.4	3.4	3.9	−0.6	7.6
16	1.3	0.3	2.0	1.8	3.2	−4.5	7.4
17	1.3	2.7	1.9	3.3	3.7	−6.9	1.6
18	2.7	2.4	3.8	2.2	2.7	−7.0	1.8
19	0.5	0.3	0.6	1.3	0.9	−8.7	1.4
20	2.3	0.4	7.3	0.9	3.3	−8.0	2.4
21	2.2	2.1	2.5	1.6	2.4	−7.3	2.6
22	1.2	2.0	1.0	0.9	1.2	−7.8	2.4
23	1.5	4.2	2.5	3.8	2.3	−7.1	2.6
24	3.1	6.2	5.5	5.5	4.0	−3.5	4.8
25	2.8	4.3	3.0	4.6	3.7	−5.0	4.2
26	3.1	5.1	3.8	4.8	3.2	−5.4	4.0
27	4.3	6.4	6.6	6.8	4.8	−5.0	4.4
28	4.7	4.4	3.5	3.6	3.7	−4.6	4.2
29	4.8	5.6	7.5	8.3	4.8	−5.2	5.0
30	7.4	5.2	8.3	6.8	7.0	1.2	9.0
31	2.3	2.5	5.4	3.8	4.0	1.8	10.4
Mittel	4.5	5.5	6.0	5.8	5.2	−3.5	6.2

November

Tag	Bern	Neu-châtel	Genf	Basel	Altdorf	Bevers	Lugano
1	0.6	0.2	0.9	1.4	1.8	−9.0	8.8
2	−2.8	−3.4	−3.8	−2.4	−2.5	−15.8	2.0
3	−3.6	−3.3	−2.0	−2.2	−2.0	−11.5	−0.8
4	−3.6	−0.4	1.0	−0.7	2.0	−1.7	1.0
5	0.3	0.9	1.6	0.9	8.7	−3.5	6.0
6	1.1	3.5	4.8	4.9	4.9	−0.5	7.2
7	3.0	2.9	4.0	4.8	4.3	−2.0	6.8
8	1.2	3.0	5.9	3.7	3.8	−11.0	4.8
9	−0.2	−1.2	0.6	−0.2	0.9	−12.4	1.6
10	0.1	1.8	3.9	4.4	3.9	−3.0	5.6
11	3.1	3.3	1.2	2.4	3.7	−2.0	3.6
12	1.8	0.9	1.0	2.3	3.2	−8.8	3.8
13	0.4	0.7	0.3	−0.2	−0.5	−11.0	2.0
14	0.7	0.5	3.0	0.2	3.6	−8.5	3.6
15	0.4	1.5	3.3	0.0	4.5	−0.9	4.2
16	0.0	0.1	0.4	−1.6	2.8	−8.0	3.2
17	0.7	3.8	3.8	3.2	6.5	−3.0	6.0
18	0.0	0.2	1.0	−1.3	2.9	−4.5	6.4
19	0.3	3.2	3.2	3.7	3.3	−9.5	1.6
20	2.8	3.3	5.0	1.3	4.4	−14.0	1.6
21	1.1	0.9	3.3	−2.0	3.2	−14.6	2.6
22	−0.4	−1.4	1.4	−3.7	2.6	−18.4	−1.4
23	−3.0	−2.2	−0.6	−4.4	−0.1	−17.6	−1.8
24	−3.5	−3.6	−3.0	−4.5	−1.4	−15.5	−1.8
25	−3.2	1.3	0.0	−1.6	−2.0	−16.5	−1.4
26	0.1	−1.7	0.2	−4.8	−1.7	−15.7	−1.8
27	−2.5	−2.8	−1.0	−2.2	−0.8	−12.8	−0.4
28	−2.2	−0.2	0.8	−2.0	0.8	−11.5	1.0
29	−2.1	−1.3	−0.4	−5.2	−0.2	−10.8	0.4
30	−1.9	−2.5	−0.5	−0.5	0.6	−12.0	−0.2
Mittel	−0.4	0.3	1.3	−0.2	2.4	−9.5	2.5

Dezember

Tag	Bern	Neu-châtel	Genf	Basel	Altdorf	Bevers	Lugano
1	−3.2	−2.4	−1.2	−3.3	0.0	−12.5	−0.8
2	−3.3	−2.0	−3.3	−2.2	−0.9	−14.9	−1.0
3	−3.0	6.2	6.4	2.8	2.0	−4.1	2.6
4	5.1	7.6	8.7	8.6	5.7	−4.1	0.4
5	6.7	5.7	7.8	8.3	5.7	−5.5	3.2
6	6.6	8.7	6.6	9.3	5.6	−8.3	1.2
7	3.6	2.8	4.8	4.6	4.0	−6.0	2.4
8	2.6	3.1	2.4	5.5	2.3	−8.5	2.2
9	1.6	2.3	1.8	2.7	3.7	−8.0	2.0
10	1.6	2.4	2.5	4.1	7.5	−1.0	5.2
11	2.4	1.3	1.6	3.0	4.5	−5.7	4.2
12	0.3	0.6	0.6	−0.2	2.5	−12.0	5.6
13	0.6	2.0	2.5	3.0	2.3	−5.0	5.0
14	0.2	1.2	4.5	1.2	2.2	−2.7	5.2
15	0.5	2.3	5.0	2.7	3.0	−1.0	6.4
16	3.5	3.6	2.3	4.6	3.2	−4.7	3.4
17	3.7	2.5	4.3	3.6	1.9	−12.0	0.2
18	2.0	3.6	2.5	0.9	1.0	−12.2	0.8
19	2.3	3.7	4.2	3.3	1.2	−4.5	4.0
20	1.9	3.2	4.5	3.1	0.4	−14.0	−0.4
21	2.6	3.0	4.3	4.9	2.8	−16.0	−0.8
22	0.5	0.2	2.2	0.6	−0.3	−16.5	−1.6
23	0.7	0.0	1.8	0.1	−0.8	−18.5	0.2
24	0.1	0.3	1.0	0.3	−1.2	−16.7	−1.8
25	0.9	0.3	2.8	1.0	0.7	−14.5	−2.0
26	0.3	0.6	0.0	1.1	−0.8	−16.0	−2.4
27	0.6	0.7	2.8	2.7	1.1	−12.0	−1.0
28	0.3	0.9	−0.4	2.6	0.6	−11.8	−1.8
29	−0.5	−0.1	0.0	1.5	2.0	−8.0	0.4
30	−0.5	1.4	2.1	3.2	2.7	−11.0	−1.0
31	0.8	−0.7	−1.0	1.2	2.3	−13.5	−1.0
Mittel	1.3	2.1	2.7	2.7	2.2	−9.7	1.3

Temperatur-Maxima 1934.

Januar

Tag	Bern	Neuchâtel	Genf	Basel	Altdorf	Bevers	Lugano
1	0.4	0.4	1.5	0.3	2.0	−5.2	6.6
2	−0.2	−0.6	0.1	0.8	1.0	−4.6	6.6
3	0.2	0.2	1.0	0.8	2.0	−2.7	5.6
4	2.8	2.1	3.0	2.1	2.6	−9.2	5.4
5	1.6	1.8	3.4	2.4	2.5	−2.4	5.4
6	1.2	2.5	3.3	2.0	2.0	−3.8	10.2
7	−3.9	−4.6	−0.4	0.7	0.3	−5.0	6.2
8	−3.5	−3.4	−4.4	−0.5	−0.4	−3.6	4.6
9	−3.8	−2.1	−2.4	−0.4	−0.5	−4.7	3.6
10	−4.0	−3.4	−2.0	−0.1	−1.0	−6.1	4.2
11	−4.5	−4.0	−3.8	−0.3	−1.9	−5.5	3.6
12	2.4	3.5	7.8	2.8	3.7	−2.0	5.4
13	4.3	4.5	7.3	7.7	3.6	−1.4	9.4
14	6.0	6.6	9.8	10.3	8.0	−2.2	5.4
15	5.3	5.8	7.8	10.7	6.0	0.0	5.2
16	3.2	1.5	4.2	6.1	4.5	−3.0	9.0
17	3.2	3.3	4.3	4.3	3.5	−5.5	8.2
18	6.4	8.2	10.2	13.1	7.5	5.0	6.6
19	7.0	8.4	10.5	11.5	9.7	−0.8	5.2
20	2.4	3.5	4.4	3.6	3.8	−2.7	5.2
21	1.3	1.1	3.2	2.2	3.5	−5.0	6.0
22	1.3	2.5	2.3	4.6	1.8	−7.3	6.2
23	−1.6	−0.9	0.2	0.4	0.7	−3.7	5.8
24	−2.3	−2.1	−0.4	−0.4	0.6	−4.9	5.8
25	−0.6	−1.1	−0.3	3.6	0.5	−4.0	6.0
26	1.4	−1.0	−0.4	3.0	0.8	−4.6	7.4
27	3.4	4.6	6.0	8.2	4.0	1.1	6.6
28	3.6	3.9	4.7	6.0	3.7	−2.2	8.8
29	1.4	2.8	3.0	3.6	2.1	−4.4	8.6
30	0.6	3.7	2.2	2.5	3.5	−6.1	5.4
31	1.4	2.3	3.6	0.9	0.9	−5.0	6.8
Mittel	1.2	1.6	2.9	3.6	2.6	−3.6	6.3

Februar

Tag	Bern	Neuchâtel	Genf	Basel	Altdorf	Bevers	Lugano
1	1.2	2.2	1.1	0.7	1.5	−8.0	7.0
2	−2.0	−4.7	−4.2	−2.3	−2.2	−10.8	2.6
3	−5.3	−3.7	−3.2	−4.1	−2.7	−3.7	4.0
4	−3.7	−1.6	−2.0	0.8	−2.0	−1.7	4.8
5	−2.0	0.3	−0.2	1.0	−2.1	−4.0	6.8
6	−1.0	2.2	1.1	−3.0	−0.3	0.4	6.8
7	2.6	2.9	3.0	−3.2	0.5	−0.9	8.0
8	4.6	8.8	3.7	2.0	1.3	4.7	11.6
9	4.7	6.3	6.6	7.9	3.5	−0.1	12.2
10	6.3	6.7	10.1	10.5	4.7	1.9	8.6
11	7.3	9.3	8.2	1.6	5.5	0.6	8.6
12	7.4	9.8	9.1	4.5	4.0	3.3	17.6
13	4.8	6.1	6.8	8.1	4.9	1.7	14.2
14	4.6	5.8	4.6	7.9	3.7	−1.7	5.8
15	6.5	7.7	8.4	7.3	5.7	1.6	16.2
16	4.3	6.3	6.4	7.4	4.0	−1.5	15.4
17	6.3	8.8	7.2	6.0	5.3	3.1	10.0
18	3.2	1.9	3.7	3.5	3.5	4.4	10.0
19	2.7	2.7	4.4	3.1	3.3	4.9	10.8
20	5.1	6.4	6.6	6.9	5.0	2.7	18.0
21	6.1	7.5	7.4	8.2	4.7	1.0	17.0
22	8.5	8.6	8.0	12.5	6.0	4.0	17.0
23	11.2	10.3	9.2	15.2	7.5	3.0	11.6
24	9.3	7.6	11.4	10.8	8.0	1.7	10.6
25	10.2	10.8	8.4	14.2	9.8	2.2	6.8
26	10.5	11.6	10.1	15.3	13.6	4.4	6.8
27	7.4	9.5	10.0	7.0	10.2	1.8	9.0
28	2.6	5.7	3.4	3.7	2.8	1.2	8.0
Mittel	4.4	5.6	5.3	5.5	3.9	0.6	10.2

März

Tag	Bern	Neuchâtel	Genf	Basel	Altdorf	Bevers	Lugano
1	1.2	3.3	2.6	0.1	3.5	−0.6	5.4
2	2.2	2.4	4.1	1.9	3.4	3.4	8.4
3	4.8	7.3	7.0	7.2	4.0	5.1	11.6
4	4.0	7.2	6.2	6.3	3.5	−0.6	13.2
5	3.3	7.0	6.0	8.8	4.9	−1.9	12.0
6	6.0	5.7	7.7	11.3	6.0	1.2	12.4
7	8.3	6.6	10.0	11.0	8.3	2.0	12.2
8	6.1	8.3	7.4	9.7	7.4	0.9	14.0
9	4.3	5.2	8.2	9.8	6.3	1.8	8.0
10	9.9	9.9	13.0	12.5	10.3	4.1	10.8
11	11.0	10.2	12.2	13.7	13.9	4.9	7.4
12	6.4	5.3	7.1	11.6	11.5	0.5	7.8
13	3.8	4.7	5.4	8.3	5.8	1.9	7.6
14	8.5	10.3	11.6	13.4	12.5	3.5	12.0
15	5.6	5.0	9.0	9.1	10.5	3.0	9.4
16	6.3	8.2	8.9	9.9	6.7	0.0	12.2
17	5.8	5.3	9.8	13.1	10.8	1.5	8.4
18	6.2	5.2	9.2	9.0	9.4	3.5	12.4
19	7.5	8.0	10.6	12.3	10.5	1.2	15.4
20	6.1	3.7	5.0	7.5	13.9	4.2	4.4
21	9.1	9.8	7.3	11.9	9.1	4.5	8.6
22	7.7	9.2	8.9	10.7	8.7	1.5	11.2
23	8.6	10.4	10.3	9.6	9.8	3.9	17.4
24	6.8	8.1	8.3	7.8	9.4	4.1	10.0
25	8.0	9.3	9.2	12.1	12.0	7.1	15.6
26	10.4	12.4	12.1	12.2	13.1	6.2	18.6
27	9.6	10.3	9.0	12.4	9.1	8.4	14.2
28	12.3	14.3	12.1	13.3	15.5	7.2	13.8
29	13.7	14.0	12.0	14.2	15.4	4.9	15.0
30	14.4	16.4	15.0	13.3	17.4	6.8	19.2
31	15.4	17.2	16.3	16.0	17.8	8.6	16.2
Mittel	7.5	8.4	9.1	10.3	9.7	3.3	11.8

April

Tag	Bern	Neuchâtel	Genf	Basel	Altdorf	Bevers	Lugano
1	15.2	17.2	15.6	18.4	20.7	7.5	17.2
2	16.6	18.2	17.6	19.2	17.5	8.3	18.6
3	14.9	16.8	16.0	17.7	15.0	8.3	9.0
4	11.8	13.2	10.3	14.4	10.1	2.6	12.4
5	11.3	9.6	9.0	15.5	10.2	2.0	12.4
6	14.0	15.4	15.7	18.9	19.7	4.0	15.4
7	15.1	17.6	17.1	19.4	19.5	6.6	16.6
8	16.9	16.7	16.4	19.7	18.4	6.1	10.8
9	10.6	10.5	12.0	12.1	11.6	3.7	14.4
10	12.3	13.5	13.3	15.4	12.0	5.2	18.6
11	18.6	18.4	16.1	21.1	23.3	7.8	18.0
12	18.2	19.5	18.2	19.1	22.1	8.4	16.0
13	14.5	17.5	15.8	13.0	15.6	9.8	13.2
14	19.9	20.4	22.2	23.5	22.5	11.7	22.0
15	24.4	23.3	24.0	26.2	29.8	14.3	23.6
16	25.5	24.4	23.0	29.2	31.2	15.9	27.0
17	25.4	24.8	27.3	30.5	33.0	16.9	27.0
18	18.0	18.5	19.7	20.9	18.8	13.9	22.2
19	18.5	19.8	19.9	21.7	20.5	12.3	20.6
20	13.1	13.5	15.3	16.2	14.8	11.9	21.6
21	17.0	17.7	15.3	19.5	18.5	11.4	21.0
22	16.0	16.7	13.9	15.1	15.2	4.4	13.6
23	12.6	12.8	13.3	14.4	12.5	5.9	13.6
24	13.0	12.6	14.0	16.5	18.5	5.4	11.0
25	13.6	14.2	14.4	14.6	15.0	6.0	18.0
26	16.0	16.0	16.8	18.0	16.3	10.7	19.6
27	16.6	18.3	16.4	21.0	25.3	10.5	20.2
28	14.4	9.8	8.8	17.4	15.4	10.9	17.0
29	21.1	19.9	18.0	23.2	22.6	14.0	21.0
30	22.7	20.5	19.8	26.1	28.0	15.1	22.6
31							
Mittel	16.6	16.9	16.5	19.3	19.1	9.1	17.8

Mai

Tag	Bern	Neuchâtel	Genf	Basel	Altdorf	Bevers	Lugano
1	21.3	22.3	21.0	23.3	28.3	13.4	22.2
2	18.4	19.2	18.0	23.0	23.4	12.7	17.6
3	20.1	18.5	17.2	19.8	22.5	14.1	22.2
4	14.2	13.1	16.2	16.3	21.4	12.1	14.6
5	16.8	19.3	17.9	20.7	17.9	13.7	22.6
6	17.3	21.3	19.9	20.3	19.2	12.2	15.8
7	19.1	21.0	21.2	23.1	18.7	17.0	25.0
8	13.5	16.3	15.5	16.9	15.0	6.7	19.6
9	16.3	18.3	17.5	17.9	15.5	14.6	22.8
10	19.7	18.5	19.1	22.1	25.1	17.0	25.2
11	24.0	26.2	23.8	27.2	28.4	18.0	27.8
12	25.3	25.7	26.8	29.4	29.5	17.7	26.4
13	23.0	23.2	24.3	29.7	21.8	18.8	26.2
14	21.5	21.4	24.2	20.6	20.0	18.7	24.0
15	16.5	20.0	17.4	19.5	21.0	13.5	25.0
16	22.0	21.6	22.2	24.1	28.3	13.2	12.8
17	14.8	11.8	16.7	14.7	14.0	12.9	19.0
18	15.2	18.0	16.1	18.1	15.3	15.8	24.0
19	21.6	22.5	23.2	23.9	22.5	19.5	22.2
20	23.5	24.0	23.7	25.5	23.6	17.6	24.6
21	23.0	24.7	22.6	24.9	21.9	17.4	26.6
22	24.6	26.7	25.0	27.2	26.6	20.5	27.6
23	24.7	27.8	25.0	26.4	24.9	22.0	27.6
24	23.7	26.8	25.0	24.7	23.0	19.0	28.4
25	24.0	25.3	23.0	25.9	24.4	19.0	28.2
26	22.2	25.6	23.1	22.1	19.7	18.8	25.8
27	17.6	21.2	19.8	20.0	20.0	15.0	24.6
28	22.2	25.6	21.7	24.5	25.0	16.8	22.0
29	24.6	26.7	25.0	24.7	28.1	18.4	24.6
30	25.5	25.2	24.0	27.1	25.5	17.7	24.8
31	18.9	22.0	21.8	23.8	23.2	14.5	17.4
Mittel	20.5	21.9	21.2	22.8	22.4	16.1	23.1

Juni

Tag	Bern	Neuchâtel	Genf	Basel	Altdorf	Bevers	Lugano
1	21.8	23.2	21.6	23.6	23.7	16.8	21.0
2	19.5	23.9	23.3	24.0	18.7	17.0	17.4
3	17.2	17.0	19.4	23.1	20.7	18.7	21.6
4	21.5	22.1	20.5	24.6	22.5	18.8	24.0
5	16.4	17.8	22.3	16.3	16.8	10.4	18.0
6	17.4	18.8	20.6	21.1	16.9	15.4	23.0
7	19.0	20.2	21.0	21.9	15.6	12.5	22.2
8	22.5	24.5	21.8	25.1	25.3	15.0	24.4
9	22.3	25.3	23.6	24.0	21.5	18.8	25.6
10	22.1	25.8	23.1	25.5	28.5	15.1	23.6
11	23.0	24.5	24.3	26.5	22.3	17.9	25.0
12	18.0	21.7	22.3	22.4	18.0	15.0	25.4
13	23.2	25.3	23.3	26.0	23.7	15.9	24.2
14	23.4	24.8	24.4	28.8	22.4	14.1	26.6
15	20.4	22.4	23.0	23.6	23.4	12.0	26.6
16	22.1	26.1	23.6	26.6	26.2	16.3	25.4
17	27.7	28.5	29.3	32.0	28.0	22.3	25.2
18	29.9	31.6	31.2	33.4	31.4	23.5	26.8
19	29.5	28.6	30.7	28.8	28.3	23.5	29.0
20	15.8	15.4	19.7	19.3	18.9	14.9	26.8
21	19.4	19.6	20.0	23.0	17.8	12.4	26.2
22	23.3	24.5	25.9	24.9	26.0	17.9	26.8
23	27.7	27.7	28.8	31.8	33.5	22.6	28.2
24	26.4	29.4	28.4	32.2	28.3	22.8	29.4
25	24.2	25.5	27.0	28.0	24.6	24.8	29.2
26	20.3	22.8	23.0	22.8	19.5	13.3	29.6
27	23.0	25.6	24.4	27.7	28.4	17.9	30.4
28	24.5	26.1	27.2	29.8	24.4	22.6	29.4
29	12.9	14.0	14.8	16.4	21.2	9.9	23.2
30	22.0	24.2	22.8	25.7	17.5	14.4	19.0
Mittel	21.9	23.6	23.7	25.3	23.1	17.1	25.1

Temperatur-Maxima 1934.

Tag	Juli							August							September						
	Bern	Neuchâtel	Genf	Basel	Altdorf	Bevers	Lugano	Bern	Neuchâtel	Genf	Basel	Altdorf	Bevers	Lugano	Bern	Neuchâtel	Genf	Basel	Altdorf	Bevers	Lugano
1	24.2	27.3	25.6	27.4	26.8	16.8	31.6	23.8	25.7	26.2	25.8	24.1	16.9	30.0	14.2	17.3	14.4	18.7	14.8	10.8	22.2
2	25.3	27.8	26.8	27.0	28.7	21.1	31.2	20.7	20.3	22.0	26.4	21.5	20.6	21.6	16.4	17.7	17.3	21.3	14.5	8.8	24.4
3	24.4	27.4	26.8	25.7	23.5	22.9	29.8	19.1	21.7	20.0	22.7	19.6	15.7	21.2	20.5	20.3	19.2	22.4	24.8	11.9	27.2
4	20.2	23.4	23.2	22.3	24.9	21.9	29.8	14.7	16.7	18.2	16.8	17.8	12.8	21.4	23.7	24.3	23.4	28.1	27.0	18.8	28.2
5	23.0	25.1	23.8	26.6	25.1	21.7	26.2	20.8	22.0	18.8	23.3	21.3	15.2	26.2	23.6	25.0	23.4	26.1	22.5	17.6	27.8
6	26.3	28.8	26.0	28.8	27.5	24.2	28.4	25.2	24.6	24.0	27.8	26.7	20.8	28.0	23.4	24.0	23.0	25.3	24.9	20.3	28.6
7	27.0	29.9	27.8	30.9	29.5	24.3	30.4	18.6	18.8	21.9	21.5	24.0	20.2	26.2	27.2	26.8	24.3	30.4	29.2	20.3	29.0
8	26.3	29.8	27.5	30.3	31.1	24.4	31.0	21.8	24.0	22.0	26.0	23.2	16.3	27.4	27.3	26.7	25.3	31.0	29.1	22.1	28.6
9	28.0	30.8	28.1	31.9	32.5	25.9	30.8	21.8	22.9	24.6	25.7	22.8	15.3	27.2	24.2	25.3	26.8	27.3	26.0	21.7	28.6
10	29.2	30.5	29.2	34.6	33.0	26.4	31.4	23.0	24.8	24.3	24.1	25.2	19.1	28.8	17.4	17.0	20.8	21.6	18.4	12.8	26.8
11	29.9	31.2	33.7	34.2	31.1	24.6	31.4	23.4	25.1	25.3	23.9	22.4	18.9	27.6	15.0	15.8	19.3	19.1	18.8	14.4	25.0
12	26.5	27.0	29.4	26.2	27.0	24.4	30.6	19.2	20.7	22.2	21.4	18.5	16.3	28.0	20.0	22.8	21.3	21.2	20.3	16.3	25.4
13	22.9	24.5	25.9	24.1	21.3	20.8	29.4	17.0	16.9	20.3	20.9	18.4	14.9	21.8	20.5	22.0	22.0	22.5	18.8	15.9	25.0
14	17.5	22.5	24.4	24.1	20.9	19.7	29.0	14.3	14.8	17.0	16.3	17.7	15.3	24.0	23.0	22.7	23.0	26.0	20.1	17.3	25.6
15	17.0	18.8	21.2	22.5	15.7	11.9	21.4	17.8	19.3	18.9	22.1	17.4	14.1	27.2	22.3	24.4	23.2	25.5	21.5	14.9	25.0
16	21.6	24.6	24.2	25.7	26.8	16.1	30.2	22.9	22.0	21.0	25.1	28.9	17.6	27.2	20.8	23.8	24.3	26.5	22.2	17.2	25.8
17	24.6	27.1	26.4	28.0	30.8	21.5	30.4	24.9	25.3	26.0	28.6	28.0	20.4	28.0	23.0	21.8	23.6	25.3	22.0	17.9	26.4
18	27.5	28.0	27.0	31.8	32.4	23.6	30.4	25.7	25.9	24.6	28.0	25.7	21.2	28.4	23.6	24.0	22.7	26.4	20.0	17.2	26.6
19	26.6	29.0	30.5	28.8	26.5	23.5	31.0	26.3	27.0	28.1	27.6	24.8	22.3	29.6	17.0	17.7	19.1	17.8	21.7	15.6	23.0
20	29.0	30.0	32.5	31.5	33.3	21.4	29.8	26.9	27.5	28.7	28.4	26.6	23.3	29.6	18.6	19.8	21.3	21.4	19.7	14.9	24.2
21	22.7	25.1	25.5	29.4	26.4	20.4	28.8	26.7	28.0	26.2	29.4	26.8	22.8	29.8	19.0	19.4	21.4	20.8	19.7	15.4	23.4
22	23.8	25.5	22.3	28.6	25.2	20.1	27.8	26.7	28.2	29.2	30.2	25.6	19.9	24.0	19.6	20.0	20.0	22.1	19.4	14.6	25.6
23	19.2	20.0	22.0	20.5	19.9	16.7	28.6	27.3	28.5	29.3	30.2	29.9	22.2	28.2	19.0	19.2	22.4	21.1	18.5	16.3	25.4
24	21.5	23.4	25.4	23.6	22.1	20.9	29.4	21.3	25.2	22.0	25.0	23.2	19.3	28.6	22.7	22.5	25.0	21.5	21.3	15.6	24.4
25	16.7	19.3	19.0	19.7	18.5	16.8	27.2	22.6	23.3	24.2	24.0	23.6	12.4	23.0	20.0	19.7	23.8	17.8	20.9	15.6	25.0
26	22.5	23.0	21.9	24.5	22.6	16.2	31.0	15.8	18.2	19.4	16.9	18.9	12.2	15.8	22.0	22.5	25.0	24.7	21.6	16.1	24.4
27	23.3	24.6	27.0	24.4	22.5	19.9	29.2	15.8	17.2	20.3	16.1	17.7	16.8	25.4	23.6	23.5	21.4	27.8	24.0	17.8	26.4
28	23.5	25.3	26.0	22.2	26.4	19.3	30.2	22.3	24.8	23.0	26.1	26.4	15.3	27.4	23.1	23.5	23.0	26.5	22.2	17.7	27.4
29	26.5	27.2	25.0	27.5	27.5	21.1	30.2	17.1	16.8	18.8	17.9	18.5	17.3	22.6	23.4	24.3	25.9	27.3	22.3	17.8	26.6
30	28.4	29.3	26.6	31.1	31.5	23.0	30.6	19.7	20.0	21.2	21.5	22.0	10.3	26.2	23.0	23.7	22.3	27.5	21.2	18.1	26.0
31	24.8	25.6	27.0	31.6	26.9	23.9	29.2	16.2	19.3	20.0	18.3	14.8	7.8	20.0							
Mittel	24.2	26.2	26.1	27.3	26.4	21.1	29.6	21.3	22.4	22.8	23.8	22.6	17.2	25.8	21.2	21.9	22.3	24.0	21.6	16.4	25.9

Tag	Oktober							November							Dezember						
	Bern	Neuchâtel	Genf	Basel	Altdorf	Bevers	Lugano	Bern	Neuchâtel	Genf	Basel	Altdorf	Bevers	Lugano	Bern	Neuchâtel	Genf	Basel	Altdorf	Bevers	Lugano
1	23.4	23.2	22.3	27.7	21.6	16.9	25.0	5.3	6.0	6.4	6.5	7.6	3.8	13.8	−0.6	1.1	1.2	3.8	1.9	−2.3	6.6
2	23.0	23.5	25.1	25.9	21.0	14.4	24.0	4.5	7.4	5.0	9.4	4.5	−3.4	11.0	2.7	7.9	10.6	3.5	4.3	−0.9	7.4
3	16.1	16.9	18.5	17.9	22.0	11.2	18.0	5.4	6.5	6.3	9.2	13.2	−0.2	10.4	8.9	9.2	9.7	11.3	7.9	2.3	10.4
4	14.0	15.8	20.3	19.2	18.4	10.7	15.2	10.5	11.9	10.6	14.9	16.8	5.5	7.2	12.8	12.2	14.4	14.3	11.8	3.1	8.0
5	14.2	14.6	17.0	15.7	15.0	8.9	22.4	6.8	7.8	8.6	9.4	17.5	5.9	9.0	11.6	11.2	14.3	13.9	9.6	6.0	9.6
6	11.2	14.2	15.0	15.3	13.4	5.9	22.4	7.6	9.8	10.0	10.1	12.5	3.8	8.6	12.5	12.6	11.6	16.3	11.6	3.4	9.0
7	14.3	16.0	14.9	17.0	14.0	8.1	20.0	8.6	10.7	9.4	13.9	9.0	4.6	11.0	9.3	6.7	10.2	10.1	9.2	2.4	9.0
8	12.6	15.3	15.0	17.0	21.9	12.9	20.0	7.6	6.2	9.3	6.8	8.0	3.0	11.0	8.6	5.3	9.1	9.3	9.2	−0.4	4.6
9	10.2	10.8	13.4	12.6	13.9	12.8	20.0	6.2	7.9	8.8	8.4	12.3	1.6	11.6	5.0	3.7	5.5	7.6	14.3	3.1	8.4
10	11.4	14.3	15.0	14.5	10.9	6.7	20.0	7.7	9.1	7.1	10.5	14.2	4.0	7.4	7.7	8.5	9.7	6.9	16.3	3.9	8.4
11	14.5	15.2	15.8	16.2	12.4	10.3	17.4	7.2	6.6	6.8	11.0	7.0	4.8	8.0	8.6	8.4	7.6	10.5	8.6	5.5	9.2
12	17.3	19.0	17.1	20.9	13.7	13.6	18.4	7.0	8.9	8.0	11.3	8.4	0.0	10.2	4.4	5.3	5.7	4.0	12.3	0.3	9.4
13	16.3	17.8	17.0	17.3	15.6	14.0	18.6	7.4	8.2	8.8	8.2	11.0	0.1	10.4	6.1	5.9	6.7	7.1	6.3	1.8	7.6
14	16.4	16.8	16.5	15.1	15.3	11.5	18.4	4.1	4.9	7.2	5.9	11.0	−0.2	4.4	2.8	4.2	7.3	5.9	11.0	3.2	8.6
15	13.8	10.5	14.0	12.9	14.3	9.5	19.6	6.4	7.0	8.4	3.7	13.3	3.7	7.6	6.4	7.1	9.0	9.2	10.4	2.9	8.2
16	3.0	5.2	6.5	7.9	6.1	1.7	13.8	7.5	9.8	9.0	8.2	14.5	3.0	10.0	7.0	7.0	7.4	12.1	7.2	2.3	8.2
17	7.2	7.6	10.0	8.9	7.7	2.6	15.4	10.5	11.9	12.5	11.5	10.7	2.9	10.2	5.0	5.3	6.5	9.8	6.5	−3.8	10.2
18	8.0	10.3	10.2	13.0	9.0	2.5	16.2	7.6	5.4	8.4	4.5	7.5	4.7	8.6	6.0	6.6	8.4	8.0	7.2	−3.0	9.0
19	10.0	11.8	12.6	9.3	11.5	6.8	14.4	6.7	7.1	9.0	5.5	7.4	1.5	10.0	7.0	8.1	9.0	9.9	6.9	1.0	9.6
20	11.5	12.7	13.3	17.9	11.5	7.3	13.4	5.1	7.2	7.6	3.7	7.4	−4.4	10.4	6.7	5.8	8.0	7.9	6.6	−3.3	8.0
21	10.8	14.0	12.3	15.4	10.7	9.2	14.6	3.3	5.6	5.5	1.5	5.2	−7.0	7.4	5.1	5.8	6.5	6.9	5.3	−2.8	7.4
22	10.0	11.4	12.8	15.3	11.5	10.5	13.8	2.0	4.9	4.3	2.5	4.6	−7.5	8.0	5.6	6.3	7.1	5.6	5.7	−7.7	6.6
23	10.0	9.8	12.0	11.3	11.4	11.9	14.6	1.7	4.4	3.8	3.7	3.7	−4.9	7.6	5.4	4.4	6.8	6.3	4.7	−8.6	6.8
24	13.4	13.1	12.6	18.0	13.2	12.6	14.6	5.3	7.2	5.7	5.4	3.0	−3.7	8.0	4.6	3.4	5.1	3.4	4.9	−6.8	5.4
25	14.6	11.4	12.6	16.8	13.9	12.2	16.0	3.5	4.8	5.3	1.8	3.7	−3.2	8.2	6.0	4.6	8.2	4.5	5.1	−5.6	5.4
26	14.3	14.3	15.1	18.3	13.7	13.4	15.4	3.4	3.7	4.7	6.7	3.3	−3.3	7.8	5.5	5.3	4.4	5.0	4.0	−5.0	5.0
27	15.0	14.3	15.3	20.6	14.1	12.7	15.8	1.6	2.6	5.0	3.7	3.6	−0.6	10.0	7.8	7.0	9.3	9.3	5.3	−1.1	6.4
28	16.7	16.8	18.2	13.4	14.5	12.6	14.8	1.0	2.1	3.3	4.5	3.0	−0.5	10.2	4.6	5.3	4.1	8.0	5.8	−4.1	6.4
29	11.5	10.5	12.8	11.8	10.3	8.5	15.6	1.0	0.7	2.1	3.0	2.5	−0.8	9.4	4.8	5.3	9.3	8.3	6.3	2.1	7.0
30	12.0	12.4	13.8	14.3	12.7	9.0	13.4	−1.1	−0.4	1.6	2.0	2.4	−1.5	8.2	6.6	9.2	8.8	9.6	6.3	2.3	7.2
31	13.0	10.7	13.7	17.7	16.1	7.0	13.2								4.0	4.3	4.7	7.3	6.3	−0.5	6.4
Mittel	13.2	13.9	14.8	16.0	13.9	9.9	17.2	5.4	6.5	7.0	6.9	8.3	0.4	9.2	6.4	6.6	7.9	8.2	7.7	−0.3	7.7

Resultate der Aufzeichnungen der autographischen Apparate für Luftdruck, Temperatur, Richtung und Geschwindigkeit des Windes

auf den Stationen: Zürich und Säntis

im Jahre 1934

In den nachstehenden Tabellen folgen die stündlichen Werte einiger meteorologischen Elemente für Zürich und Säntis. — Auf beiden Stationen werden die Temperaturen durch Richard'sche Thermographen, die Aufzeichnungen der Windrichtung und Windgeschwindigkeit in Zürich (seit Dezember 1933) durch einen Windschreiber „Universal" von Fuess und auf dem Säntis durch einen Anemographen Steffens-Marini, die Daten für den Luftdruck in Zürich durch einen Sprung-Fuess'schen, auf dem Säntis durch einen Richard'schen Barographen erhalten. Die Stundenzählung ist auch hier von 0—24 durchgeführt.

Januar 1934 **Stündliche Lufttemperaturen** $h_l = 1.8^m$ Zürich

Tag	1^{30}	2^{30}	3^{30}	4^{30}	5^{30}	6^{30}	7^{30}	8^{30}	9^{30}	10^{30}	11^{30}	12^{30}	13^{30}	14^{30}	15^{30}	16^{30}	17^{30}	18^{30}	19^{30}	20^{30}	21^{30}	22^{30}	23^{30}	0^{30}	Tagesmittel
1	−0.6	−0.7	−0.7	−0.7	−0.7	−0.7	−0.6	−0.4	−0.4	−0.3	−0.1	0.0	0.2	0.3	0.0	−0.1	−0.2	−0.3	−0.3	−0.4	−0.4	−0.5	−0.3	−0.4	−0.34
2	−0.7	−0.9	−1.1	−1.4	−1.6	−1.7	−1.8	−1.7	−1.6	−1.4	−1.1	−1.0	−0.8	−0.6	−0.5	−0.4	−0.5	−0.5	−0.6	−0.7	−0.6	−0.5	−0.5	−0.5	−0.95
3	−1.6	−0.6	−0.6	−0.6	−0.7	−0.8	−0.6	−0.7	−0.6	−0.4	−0.2	0.5	0.3	1.0	0.9	0.4	0.3	0.3	0.2	0.1	0.2	0.1	0.1	0.1	−0.09
4	0.0	0.0	0.0	0.0	0.0	−0.1	0.0	−0.1	0.4	1.0	1.8	1.9	2.0	2.3	1.9	1.6	1.2	1.1	0.8	0.8	0.5	0.7	0.6	0.6	0.79
5	0.1	0.0	0.0	−0.1	−0.1	−0.1	0.7	0.2	0.2	0.6	0.8	1.5	1.8	2.0	1.9	1.8	1.4	0.9	0.6	0.5	0.4	0.4	0.4	0.4	0.70
6	0.4	0.2	0.2	−0.3	−2.0	−2.3	−2.6	−3.2	−1.9	0.9	2.5	4.9	3.4	3.2	1.2	0.2	−1.2	−1.8	−2.6	−3.1	−2.1	−2.1	−2.7	−3.1	−0.58
7	−3.7	−4.1	−4.0	−3.8	−4.0	−4.8	−5.1	−5.0	−4.5	−4.6	−4.2	−3.6	−3.8	−3.3	−3.6	−4.2	−4.4	−4.5	−4.9	−5.2	−5.4	−5.6	−5.9	−5.9	−4.50
8	−6.2	−6.3	−6.3	−6.6	−6.6	−6.6	−6.2	−6.6	−6.3	−5.6	−5.1	−4.2	−3.1	−1.2	−2.9	−3.5	−4.3	−5.1	−5.5	−5.5	−5.2	−6.1	−6.4	−6.6	−5.35
9	−7.0	−7.6	−7.9	−7.9	−8.2	−8.4	−8.6	−8.7	−8.0	−7.0	−6.9	−6.1	−4.7	−4.1	−3.9	−4.3	−5.4	−5.1	−5.4	−5.6	−5.1	−5.1	−4.7	−4.6	−6.26
10	−4.6	−4.5	−4.4	−4.5	−4.5	−4.4	−4.4	−4.3	−3.6	−3.5	−3.6	−3.2	−3.2	−3.4	−3.6	−4.0	−4.4	−5.0	−5.1	−5.2	−5.1	−5.3	−5.5	−5.6	−4.37
11	−5.8	−6.0	−6.2	−6.4	−6.5	−6.5	−6.5	−6.7	−6.6	−6.3	−5.7	−5.4	−4.7	−3.7	−4.4	−4.6	−5.7	−6.0	−6.3	−6.3	−6.0	−6.5	−6.5	−6.5	−5.91
12	−6.6	−7.0	−6.9	−5.6	−5.6	−5.5	−4.6	−4.5	−3.6	−3.9	−0.8	0.8	0.4	−0.1	0.2	0.2	1.0	0.4	0.6	1.4	4.2	4.0	3.9	3.8	−1.35
13	5.8	4.9	4.8	3.5	2.7	2.5	2.2	2.1	2.2	2.5	2.2	2.7	3.9	4.6	4.5	3.9	2.8	2.6	2.5	2.3	1.6	1.5	1.5	1.5	2.92
14	−0.1	−0.6	−0.7	−1.1	−1.6	−1.6	−1.6	−1.2	−0.6	0.8	1.7	3.5	4.6	4.8	4.5	3.7	3.0	2.5	1.8	5.9	6.0	6.4	5.7	7.7	2.21
15	7.3	5.9	5.0	5.6	5.7	4.9	5.2	4.5	3.9	6.4	6.1	6.5	6.6	6.2	5.5	5.6	4.9	5.1	5.1	4.5	4.4	3.4	2.9	3.0	5.18
16	3.0	2.2	3.0	0.7	2.7	2.4	2.0	1.7	2.2	1.6	1.4	1.5	2.2	1.5	1.7	1.8	1.3	0.9	0.9	1.0	1.2	1.1	0.9	0.9	1.66
17	1.0	1.0	0.4	0.6	−0.3	−0.3	−0.4	0.4	0.9	1.3	2.2	2.4	2.4	2.4	1.8	0.9	0.7	0.8	1.2	1.6	3.7	3.8	3.5	3.6	1.48
18	4.9	3.6	2.6	3.5	3.1	3.0	3.0	2.8	3.3	4.2	6.4	5.9	5.6	7.0	7.1	6.0	7.1	9.2	8.8	7.9	7.2	7.2	7.9	7.0	5.63
19	8.0	7.5	8.8	7.7	6.8	9.0	7.2	5.5	6.5	7.6	6.7	7.1	6.8	6.5	5.6	5.3	4.7	4.3	4.1	4.1	3.8	3.7	3.2	3.1	5.85
20	2.6	2.2	1.5	1.2	1.1	1.1	1.2	1.0	1.1	1.6	1.6	2.1	2.1	1.8	1.9	1.8	1.6	1.5	1.2	0.9	−0.1	−0.1	−0.1	−0.1	1.28
21	0.1	0.0	0.0	0.0	−0.1	−0.2	−0.4	−0.4	−0.4	−0.1	0.1	0.6	1.2	1.4	1.2	0.9	0.7	0.5	0.4	0.2	−0.2	−0.1	−0.2	−0.2	0.21
22	−0.3	−0.3	−0.3	−0.3	−0.3	−0.5	−0.6	−0.6	−0.2	−0.2	0.0	0.3	0.2	0.7	0.7	0.4	0.1	−0.1	−0.3	−0.4	−0.8	−1.1	−1.6	−1.6	−0.30
23	−1.7	−2.1	−2.1	−2.1	−2.1	−2.1	−2.1	−2.2	−2.4	−2.6	−2.6	−2.8	−2.8	−2.2	−2.2	−2.6	−3.2	−3.1	−3.0	−2.6	−2.8	−3.0	−3.0	−3.1	−2.48
24	−3.2	−3.2	−3.2	−3.2	−3.2	−3.3	−3.6	−3.3	−3.1	−3.0	−3.0	−3.0	−2.8	−2.6	−2.6	−3.1	−3.8	−3.8	−3.4	−3.8	−3.3	−3.5	−3.6	−3.6	−3.20
25	−3.9	−3.9	−3.9	−4.1	−4.2	−4.1	−4.2	−4.0	−3.7	−3.6	−3.8	−2.6	−1.6	−0.8	−0.9	−1.5	−2.2	−3.0	−3.3	−3.8	−3.0	−3.1	−3.4	−3.6	−3.12
26	−3.6	−4.2	−4.2	−4.2	−4.6	−4.5	−4.2	−4.3	−4.8	−4.6	−3.6	−1.1	−1.2	1.2	0.0	−0.9	−1.3	−1.6	−1.6	−1.7	−1.9	−2.2	−1.9	−2.0	−2.70
27	−1.5	−1.5	−1.3	−1.0	−0.7	−0.5	1.6	2.9	2.9	2.3	1.7	1.6	3.4	3.9	4.6	4.6	4.5	4.5	4.5	4.8	4.4	2.4	2.8	2.3	2.17
28	2.1	2.1	2.1	1.1	0.6	0.6	0.5	0.6	1.4	3.0	2.5	3.4	3.2	2.7	2.5	1.6	0.6	−0.1	0.1	0.4	0.6	0.0	−0.1	−0.1	1.31
29	−0.2	−1.0	−0.9	−0.8	−0.6	−0.7	−0.8	−1.0	−0.7	−0.4	−0.2	3.5	1.6	2.2	1.2	0.4	−0.2	−0.4	−0.6	−0.5	−0.2	−0.3	−0.3	−0.2	−0.05
30	−0.2	−0.1	−0.1	−0.2	−0.3	−0.4	−0.4	−0.4	−0.4	0.0	0.8	0.6	0.7	0.7	0.2	−0.2	−0.4	−0.5	−0.6	−0.8	−0.7	−0.9	−0.9	−0.20
31	−1.0	−1.1	−1.2	−1.3	−1.5	−1.6	−1.8	−1.8	−1.2	0.0	0.2	0.1	−0.3	−0.4	−0.6	−0.9	−1.1	−1.3	−1.2	−1.2	−1.5	−1.6	−1.7	−2.0	−1.08
M.	−0.54	−0.84	−0.88	−1.04	−1.20	−1.23	−1.22	−1.27	−0.94	−0.46	−0.06	0.60	0.77	1.02	0.79	0.39	−0.06	−0.23	−0.38	−0.31	−0.21	−0.37	−0.53	−0.54	−0.36

Februar 1934 Zürich

Tag	1^{30}	2^{30}	3^{30}	4^{30}	5^{30}	6^{30}	7^{30}	8^{30}	9^{30}	10^{30}	11^{30}	12^{30}	13^{30}	14^{30}	15^{30}	16^{30}	17^{30}	18^{30}	19^{30}	20^{30}	21^{30}	22^{30}	23^{30}	0^{30}	Tagesmittel
1	−2.1	−2.2	−2.4	−2.4	−2.1	−2.4	−2.4	−2.2	−1.7	−0.2	0.9	2.7	2.8	2.1	1.1	0.1	−0.4	−1.4	−2.1	−3.3	−3.8	−4.2	−4.9	−5.3	−1.51
2	−5.8	−6.3	−6.6	−6.8	−7.4	−7.4	−7.8	−8.1	−7.7	−5.9	−5.8	−6.8	−5.0	−5.5	−5.8	−6.1	−6.3	−6.8	−7.2	−7.5	−8.0	−8.5	−9.0	−9.2	−6.97
3	−9.6	−10.0	−10.3	−10.6	−10.9	−11.1	−11.8	−11.7	−9.6	−7.9	−5.6	−4.0	−4.6	−3.5	−5.1	−6.2	−7.8	−7.6	−8.6	−9.2	−9.3	−9.6	−10.1	−9.8	−8.50
4	−9.5	−10.1	−10.2	−10.4	−10.8	−11.2	−11.3	−10.4	−9.0	−5.4	−3.4	−2.1	−1.8	−1.8	−2.4	−3.0	−3.8	−4.5	−4.4	−5.1	−5.2	−5.9	−6.6	−7.4	−6.49
5	−7.6	−7.8	−8.4	−8.2	−8.5	−9.2	−8.6	−8.1	−6.2	−3.2	−1.3	0.0	0.9	0.4	−0.3	−0.9	−2.2	−2.8	−4.1	−4.9	−3.8	−4.5	−6.2	−6.1	−4.65
6	−6.5	−7.2	−7.5	−7.6	−7.8	−8.2	−7.6	−7.6	−7.0	−5.4	−2.0	1.2	1.8	1.7	1.1	−0.2	−1.6	−2.6	−3.2	−4.1	−4.6	−5.3	−5.6	−6.0	−4.29
7	−6.4	−6.7	−7.4	−8.0	−8.9	−9.1	−9.1	−10.1	−8.7	−6.2	−3.5	−0.9	0.7	1.6	1.3	0.5	−1.1	−2.8	−4.1	−5.3	−6.2	−6.8	−6.8	−6.9	−5.04
8	−6.6	−6.6	−6.6	−6.5	−6.8	−6.8	−6.3	−6.8	−6.1	−4.8	−2.6	−0.1	0.7	0.8	0.3	−0.3	−0.5	−1.4	−1.7	−1.5	0.0	−0.5	−0.1	−0.3	−2.95
9	−0.1	−0.6	−1.4	−2.1	−2.7	−3.3	−3.8	−3.3	−2.0	0.8	3.8	4.3	6.0	5.5	5.6	5.2	3.5	1.8	0.7	−0.3	−1.1	−1.2	−1.8	−2.3	0.45
10	−2.5	−3.0	−3.5	−3.6	−4.2	−4.5	−4.4	−3.9	−1.9	2.0	4.1	5.5	7.0	7.2	6.5	5.4	3.4	2.6	1.1	1.0	−0.4	−0.7	−1.0	−1.5	0.44
11	−1.5	−1.5	−1.6	−1.9	−1.4	−0.9	−1.0	−0.9	0.9	2.8	5.7	6.8	8.8	8.7	8.4	6.8	5.6	4.2	2.2	1.9	0.6	0.1	−0.4	−0.5	2.13
12	−1.6	−1.7	−1.9	−2.5	−2.9	−3.9	−4.4	−4.6	−3.1	−0.2	2.0	4.3	6.3	7.0	8.0	6.0	4.7	4.6	4.3	3.6	4.0	3.3	2.9	2.7	1.54
13	2.7	2.7	2.8	2.8	2.9	2.9	3.0	3.2	3.1	2.9	3.4	6.2	6.8	6.8	6.0	5.3	4.0	2.9	1.9	1.0	0.4	−0.4	−0.5	−0.9	3.00
14	−1.1	−1.6	−2.2	−3.0	−3.2	−3.5	−3.6	−3.0	−1.3	−0.7	0.1	1.7	3.0	4.4	3.9	2.9	2.0	0.0	−0.4	−1.6	−1.1	−1.6	−2.1	−2.3	−0.56
15	−2.5	−2.5	−2.8	−3.0	−2.7	−2.7	−3.1	−2.4	−0.9	−0.1	1.0	4.9	5.7	6.3	5.4	5.5	4.1	3.3	2.4	1.8	1.6	1.6	0.7	0.4	0.92
16	0.7	0.9	0.9	0.6	0.4	0.4	0.7	0.9	1.6	1.9	3.8	4.8	5.0	6.2	5.1	4.7	4.2	2.7	2.7	1.8	1.0	1.3	1.8	0.8	2.25
17	1.3	−0.2	0.3	0.2	0.2	0.0	−0.2	0.6	1.6	2.2	2.6	5.1	6.0	6.9	6.6	6.4	6.0	4.9	4.0	3.2	3.2	2.9	2.7	2.5	2.87
18	2.4	2.4	2.4	2.2	2.1	1.8	1.8	1.3	1.4	1.6	1.6	1.6	1.7	2.0	1.9	1.7	1.6	1.5	1.5	1.5	1.6	1.6	1.6	1.5	1.74
19	1.3	1.2	1.1	1.1	0.9	0.5	0.4	0.9	0.2	0.0	0.3	0.8	1.2	1.6	2.1	1.8	1.2	0.6	0.7	0.6	0.5	0.5	0.5	0.5	0.93
20	0.5	0.4	0.2	0.1	0.1	0.1	0.4	0.4	1.0	1.7	2.8	4.9	4.8	6.8	6.7	5.4	4.3	3.0	3.0	2.8	1.6	1.7	1.5	1.5	2.32
21	1.6	1.5	1.5	1.5	1.6	2.3	2.6	2.6	2.7	2.8	2.9	3.3	3.4	4.5	4.9	4.4	3.4	2.1	1.4	1.3	*0.5	−0.1	−0.3	−0.6	2.16
22	−0.8	−1.2	−1.2	−1.5	−2.0	−2.2	−2.4	−1.9	−0.8	2.1	3.8	6.6	8.9	9.8	9.6	9.3	7.1	5.2	3.1	2.8	1.4	0.8	0.1	−0.4	2.84
23	−0.5	−1.2	−1.4	−1.7	−2.1	−2.3	−2.4	−1.2	0.9	4.8	7.8	9.9	11.3	11.9	11.8	11.8	9.8	6.2	4.4	3.6	3.2	1.8	1.4	0.6	3.88
24	0.0	−0.2	−0.3	−0.6	−1.0	−1.1	−1.3	0.2	2.7	6.9	8.2	10.9	10.2	10.5	9.8	9.5	8.7	7.2	5.7	5.6	4.2	3.6	3.2	2.7	4.85
25	3.0	3.2	3.1	3.0	1.8	2.2	2.4	2.9	3.8	6.6	7.5	11.5	11.8	11.7	13.0	12.2	10.4	7.8	5.7	4.5	4.2	3.2	2.9	2.6	5.85
26	1.5	1.7	1.5	1.4	0.8	0.4	0.7	2.3	3.5	5.8	10.0	11.4	11.9	13.6	13.0	12.8	10.6	9.2	7.8	7.4	6.2	5.6	4.1	3.6	6.10
27	3.5	3.5	2.9	2.6	1.9	1.5	1.6	2.6	3.6	3.6	6.6	7.7	9.0	9.7	9.4	9.1	7.9	6.4	4.8	3.7	3.5	2.9	0.9	−0.2	4.54
28	−0.3	−0.5	−1.1	−1.2	−1.3	−1.3	−1.0	−0.5	0.8	1.6	2.2	3.3	1.1	1.3	1.5	1.0	0.8	0.6	0.5	0.2	0.0	−0.1	−0.2	−0.2	0.30
M.	−1.61	−1.91	−2.15	−2.37	−2.63	−2.82	−2.84	−2.48	−1.96	0.86	2.00	3.77	4.44	4.94	4.62	3.96	2.86	1.68	0.79	0.28	−0.21	−0.66	−1.13	−1.46	0.25

März 1934 — Stündliche Lufttemperaturen — h_t = 1.8m — Zürich

Tag	1^{30}	2^{30}	3^{30}	4^{30}	5^{30}	6^{30}	7^{30}	8^{30}	9^{30}	10^{30}	11^{30}	12^{30}	13^{30}	14^{30}	15^{30}	16^{30}	17^{30}	18^{30}	19^{30}	20^{30}	21^{30}	22^{30}	23^{30}	0^{30}	Tages-mittel
1	−0.3	−0.6	−0.7	−0.7	−1.1	−1.3	−1.5	−1.3	−1.1	−1.0	0.3	−0.5	0.1	0.3	−0.1	0.2	0.0	0.2	0.2	0.3	0.4	0.6	0.7	−0.28
2	0.7	0.7	0.5	0.2	0.0	0.0	0.0	0.0	0.2	0.4	0.8	1.4	1.0	1.5	1.6	1.7	1.6	1.6	1.7	1.6	1.5	1.3	1.2	1.1	0.93
3	1.4	1.4	1.1	1.4	1.1	0.9	0.9	1.2	1.8	2.2	2.6	2.7	2.6	2.9	3.3	2.8	2.5	2.2	1.9	1.5	1.4	1.0	0.7	0.7	1.78
4	0.6	0.5	0.4	0.4	0.4	0.4	0.4	0.7	2.2	2.2	2.6	4.2	3.8	2.8	2.2	1.4	1.5	1.2	0.9	1.2	0.6	0.6	0.2	−0.4	1.29
5	−1.1	−1.8	−2.1	−2.2	−1.9	−2.8	−2.5	−1.1	0.5	3.3	5.8	5.1	3.0	5.3	4.4	3.5	3.8	1.6	0.4	−0.5	−1.0	−1.0	−1.4	−1.7	0.64
6	−2.2	−2.1	−2.5	−2.5	−2.6	−3.0	−2.8	−1.6	1.1	2.7	5.4	6.4	6.8	8.7	7.4	6.9	5.6	4.6	5.1	5.1	4.2	3.0	3.7	4.0	2.55
7	3.5	2.9	2.7	4.7	5.4	5.9	6.0	6.2	6.3	6.5	6.9	8.9	9.3	7.9	5.8	4.0	2.2	1.3	0.5	0.2	1.0	0.5	0.4	0.5	4.15
8	0.4	0.4	0.4	0.4	0.5	0.4	−0.1	0.6	2.6	4.1	5.0	7.7	8.2	8.3	7.8	7.4	6.3	4.4	2.4	1.6	1.4	0.9	0.0	−0.6	2.94
9	−0.7	−1.3	−1.6	−2.0	−2.1	−2.5	−2.3	−1.3	1.7	4.3	5.0	6.0	5.4	5.1	3.9	3.9	3.6	3.8	5.0	5.8	5.6	5.7	5.9	6.1	2.63
10	6.1	6.0	5.8	5.7	5.3	5.1	4.7	5.0	5.4	8.1	9.7	10.1	10.4	12.4	11.3	10.6	9.8	9.8	8.7	8.8	7.2	6.5	6.1	5.8	7.68
11	5.7	5.7	5.5	5.1	4.5	4.5	4.4	4.4	5.5	6.5	9.0	11.4	11.2	10.6	10.1	9.6	8.5	8.4	8.2	7.6	6.2	5.9	5.8	5.6	7.08
12	5.7	5.3	5.2	4.8	4.8	4.5	4.8	5.9	8.1	8.5	8.3	6.6	5.4	4.8	4.5	3.8	3.6	3.3	2.6	1.7	1.8	1.8	2.9	2.9	4.65
13	3.7	2.7	2.0	1.4	1.0	1.0	1.1	1.4	3.0	3.7	4.7	5.0	5.4	5.8	5.4	5.9	4.9	4.4	4.2	4.0	3.6	3.5	3.4	2.7	3.46
14	2.0	2.0	1.6	1.2	1.0	0.0	−0.2	1.7	2.4	4.2	9.0	9.9	11.1	11.7	11.5	11.5	10.6	8.0	5.6	4.7	3.3	2.5	2.2	2.0	4.99
15	1.5	1.4	1.7	3.0	2.9	3.3	3.8	4.6	6.6	6.4	6.0	3.9	3.9	4.0	2.9	3.0	3.7	3.6	2.9	2.8	2.6	2.5	2.5	2.5	3.42
16	2.7	2.5	2.5	2.5	2.6	2.4	2.7	3.1	3.6	4.2	5.0	4.9	6.4	7.2	7.7	8.7	6.7	5.8	4.6	2.9	1.9	1.8	1.2	0.8	3.93
17	0.6	0.5	0.4	0.4	0.4	1.4	1.2	1.9	0.6	2.0	4.2	8.1	8.3	7.9	7.8	7.7	7.6	7.0	6.2	5.2	4.6	4.9	4.5	3.2	4.03
18	2.7	2.3	2.4	2.4	1.2	1.2	6.0	5.5	6.8	7.6	5.9	8.6	4.4	4.5	5.9	6.7	5.8	4.5	3.8	3.2	2.4	2.4	2.2	2.0	4.19
19	2.0	2.0	2.0	2.0	1.7	1.1	1.2	2.3	4.5	6.9	8.7	9.6	9.1	8.9	10.3	9.2	8.5	7.6	5.0	4.5	3.7	3.0	2.1	2.3	4.93
20	2.9	3.6	3.6	3.3	3.5	3.3	3.6	3.4	3.7	5.9	9.8	12.0	11.9	11.0	7.8	6.1	5.9	6.4	6.6	6.6	5.6	4.5	3.7	3.8	5.75
21	3.4	2.9	2.9	2.9	2.5	1.8	2.8	3.7	5.8	5.5	5.4	5.7	6.2	7.5	9.3	7.6	8.5	7.4	5.8	4.3	3.8	3.6	2.7	2.0	4.72
22	1.5	1.4	1.7	2.3	2.6	2.5	3.0	3.5	4.1	4.1	4.8	6.6	6.7	9.0	10.2	10.2	7.9	6.5	6.1	5.8	5.6	5.5	5.4	5.8	5.11
23	5.8	4.9	4.4	4.5	4.5	4.4	4.7	5.0	4.9	6.8	8.0	8.9	9.5	10.2	9.3	8.1	7.0	6.4	5.7	5.2	4.8	4.7	4.6	4.5	6.07
24	4.4	4.8	3.9	3.8	3.7	3.7	4.0	4.8	5.7	6.1	6.8	7.7	8.6	8.7	9.9	8.8	8.5	7.4	7.1	6.9	6.8	6.7	6.7	6.6	6.25
25	6.4	6.4	5.9	6.0	6.0	6.0	6.4	6.9	7.0	7.3	7.4	7.7	8.0	8.5	9.6	9.5	9.1	8.0	7.5	7.7	7.6	7.5	7.5	7.4	7.39
26	6.3	5.6	4.8	4.6	4.6	4.6	5.2	5.5	6.5	8.0	9.1	10.4	10.9	12.2	12.7	11.5	11.5	9.7	7.4	7.0	7.0	6.5	5.6	4.7	7.58
27	3.8	3.3	2.5	1.6	1.4	1.0	1.3	2.5	4.3	6.8	9.2	10.1	11.6	13.0	13.4	13.0	12.2	10.6	9.4	8.6	8.0	7.1	6.3	5.1	6.90
28	4.6	3.8	3.2	2.6	1.8	1.2	2.2	3.6	4.2	7.3	8.6	10.7	11.0	11.0	12.0	12.0	11.7	9.6	8.3	7.2	6.1	5.4	4.5	4.0	6.52
29	3.6	3.2	2.5	2.0	1.9	1.3	2.2	3.2	7.7	9.2	9.2	11.8	12.8	13.6	14.9	14.7	14.4	12.6	11.1	9.3	7.6	7.1	6.0	5.6	7.81
30	4.8	4.2	3.5	3.1	2.7	2.3	2.8	4.8	7.8	9.8	12.6	14.8	15.6	17.1	16.9	16.1	15.7	13.1	11.0	10.7	9.9	9.4	8.0	7.0	9.30
31	6.5	6.0	5.0	4.7	4.2	3.9	4.5	5.9	9.0	12.3	14.7	15.8	16.9	17.6	18.0	18.0	17.2	15.0	13.6	11.5	10.1	9.1	8.0	7.2	10.59
M.	2.85	2.57	2.31	2.24	2.03	1.90	2.27	2.95	4.26	5.51	6.77	7.81	7.91	8.38	8.27	7.87	7.30	6.33	5.45	4.95	4.35	4.02	3.65	3.33	4.81

April 1934 — Zürich

Tag	1^{30}	2^{30}	3^{30}	4^{30}	5^{30}	6^{30}	7^{30}	8^{30}	9^{30}	10^{30}	11^{30}	12^{30}	13^{30}	14^{30}	15^{30}	16^{30}	17^{30}	18^{30}	19^{30}	20^{30}	21^{30}	22^{30}	23^{30}	0^{30}	Tages-mittel
1	7.6	6.4	5.7	4.9	4.6	4.4	5.1	7.4	8.4	10.4	12.7	13.4	13.8	15.6	15.9	16.0	15.8	13.6	11.7	10.8	9.1	8.7	7.6	7.8	9.87
2	6.5	5.9	5.4	4.7	4.3	3.8	4.2	6.8	10.0	12.5	14.7	15.7	17.3	17.8	18.9	18.0	16.6	13.7	12.1	11.0	10.4	10.0	8.9	8.5	10.74
3	7.2	6.7	6.0	4.8	4.3	3.4	3.6	5.0	7.8	11.0	12.0	12.8	15.4	14.8	14.1	13.8	13.0	10.6	8.5	7.4	5.9	5.1	3.9	3.1	8.88
4	2.6	1.5	0.4	−0.3	−0.6	−1.1	−0.2	1.6	4.5	6.7	9.7	11.0	12.4	13.4	13.1	13.4	11.9	9.2	7.3	5.7	5.2	4.4	3.7	2.1	5.78
5	1.5	1.1	0.9	0.4	−0.2	−0.8	−0.4	1.4	4.2	7.7	9.8	10.9	11.4	13.2	12.6	12.8	12.2	11.1	9.9	9.4	8.6	8.4	8.3	8.0	6.77
6	7.7	7.5	7.0	6.3	6.0	6.1	6.8	8.1	10.6	13.6	15.5	16.5	16.5	11.8	18.2	17.1	15.8	13.8	11.5	10.2	9.8	8.3	7.4	6.4	10.72
7	5.9	5.6	4.8	4.8	4.0	3.8	5.5	8.0	11.8	14.1	15.7	16.9	17.6	18.4	18.3	18.5	17.0	15.2	12.5	11.5	10.4	9.4	8.2	7.6	11.06
8	7.4	6.3	6.2	6.7	6.6	6.3	7.3	10.3	13.1	14.6	16.6	19.4	20.2	20.4	19.5	17.5	16.9	15.8	13.0	12.4	10.8	9.8	9.0	9.0	12.81
9	8.9	9.3	8.8	8.7	8.4	8.3	8.4	7.0	6.9	7.4	8.1	8.9	10.2	10.6	10.9	7.8	7.2	7.2	6.9	6.5	5.8	5.9	5.9	5.9	7.89
10	5.9	5.9	5.0	4.4	3.5	2.9	4.7	6.6	9.4	9.7	12.7	13.9	14.3	14.6	13.9	14.2	13.4	12.2	10.4	9.8	9.4	9.3	8.9	8.9	9.30
11	8.4	8.3	8.2	7.6	7.2	6.8	7.8	10.4	12.8	15.5	17.6	18.4	20.5	20.1	20.7	20.0	19.4	17.2	14.7	13.2	11.8	11.4	10.6	9.6	13.26
12	9.5	8.9	8.9	8.7	7.9	8.6	10.0	10.0	12.1	15.0	16.7	18.7	20.0	11.0	19.0	18.5	17.3	16.2	14.4	13.8	13.2	12.7	12.2	10.9	13.50
13	10.5	10.5	10.2	9.8	9.4	8.6	8.6	8.6	9.1	9.8	10.4	12.7	13.6	14.4	14.3	13.2	12.7	12.2	11.8	11.4	11.4	11.0	10.2	9.4	10.99
14	8.2	7.5	7.0	6.1	5.6	6.0	7.1	8.8	12.1	14.5	15.9	19.4	21.1	21.2	21.6	21.1	20.3	19.9	17.4	16.4	15.5	14.4	14.2	13.4	13.95
15	13.3	13.0	12.5	12.2	11.9	11.5	12.8	15.4	18.4	20.4	23.1	23.9	24.3	24.4	25.4	25.0	23.8	21.2	19.8	17.3	16.0	15.8	15.0	13.4	17.89
16	13.4	12.2	12.2	12.0	11.2	10.7	12.4	15.5	18.9	22.0	24.7	25.9	27.8	28.0	28.4	27.0	25.9	24.8	21.0	19.6	17.4	16.9	16.4	15.1	19.14
17	14.6	14.2	13.6	13.0	12.2	12.0	14.2	17.2	19.5	22.6	25.0	26.8	28.6	29.4	29.7	30.4	27.2	25.0	22.5	20.9	19.4	17.6	16.4	15.1	20.31
18	15.0	13.5	13.0	13.2	13.4	13.2	13.1	14.5	17.2	18.2	19.5	19.9	20.4	17.9	17.5	17.1	16.2	15.6	14.4	13.7	13.8	13.8	12.9	12.5	15.89
19	11.5	11.3	11.3	11.0	10.8	11.1	11.6	12.5	12.9	13.8	15.4	14.9	18.3	19.4	20.4	19.6	17.3	15.4	13.8	11.3	11.2	11.0	10.7	10.2	13.62
20	9.5	9.4	9.4	9.4	8.8	8.8	9.4	9.7	10.2	10.2	11.5	13.7	13.9	12.8	10.9	10.7	10.4	9.6	9.5	9.1	9.0	8.4	8.8	8.4	10.06
21	8.0	7.3	7.2	7.2	6.9	6.7	7.9	9.4	12.9	14.4	15.4	15.8	17.2	17.5	18.1	17.4	17.0	15.4	13.6	12.7	12.2	11.8	11.7	11.6	12.30
22	9.5	8.5	8.3	8.3	7.5	7.9	8.3	9.6	12.4	12.7	12.4	16.1	16.0	14.6	15.8	15.7	11.8	12.3	11.7	10.4	9.8	9.7	9.5	9.1	11.16
23	8.6	8.4	7.9	7.4	7.4	7.2	7.9	8.8	9.1	10.7	11.5	13.2	14.8	14.4	13.4	13.2	11.9	10.6	9.2	8.0	7.2	7.0	6.8	6.8	9.60
24	6.5	6.5	6.6	6.6	6.5	6.5	6.7	7.6	8.0	8.3	6.8	8.9	9.3	13.2	12.3	12.0	11.1	10.6	9.4	8.4	9.0	8.1	7.0	6.5	8.43
25	6.0	4.9	4.6	4.6	5.1	6.1	7.9	8.9	7.9	9.3	9.6	10.2	11.1	12.8	12.8	13.2	13.5	12.1	10.1	8.2	7.5	6.5	6.2	5.7	8.53
26	5.3	4.8	4.4	3.9	3.8	5.1	6.0	7.2	8.2	10.7	12.9	14.2	15.6	15.4	16.0	14.1	14.4	13.4	12.4	11.0	9.8	9.2	8.6	8.6	9.79
27	8.6	9.2	9.1	8.8	7.8	8.0	9.6	10.8	13.5	16.6	16.7	18.2	19.0	20.2	19.9	19.4	18.2	12.6	10.5	9.3	8.6	7.5	7.1	6.6	12.97
28	6.8	7.0	6.9	6.6	6.7	7.1	7.8	9.1	9.9	10.8	12.4	15.1	16.0	17.6	16.0	15.9	14.7	13.0	11.8	11.5	11.1	10.7	9.4	8.7	10.95
29	8.0	7.4	6.8	6.5	6.1	6.1	7.8	11.0	14.3	17.5	18.3	20.6	22.0	22.9	23.3	23.4	20.9	19.4	17.0	15.6	14.9	13.7	13.2	12.5	14.58
30	12.6	12.2	11.5	11.4	10.9	10.4	11.4	14.6	17.7	19.7	22.2	24.0	25.6	25.0	24.6	24.1	23.8	21.8	18.4	17.1	17.4	15.8	14.9	14.4	17.55
M.	8.50	8.04	7.66	7.31	6.92	6.90	7.77	9.40	11.46	13.91	14.85	16.88	17.46	17.72	17.85	17.30	16.23	14.67	12.89	11.79	11.06	10.37	9.79	9.17	11.57

Mai 1934 — **Stündliche Lufttemperaturen** — $h_t = 1.8^m$ — Zürich

Tag	1^{30}	2^{30}	3^{30}	4^{30}	5^{30}	6^{30}	7^{30}	8^{30}	9^{30}	10^{30}	11^{30}	12^{30}	13^{30}	14^{30}	15^{30}	16^{30}	17^{30}	18^{30}	19^{30}	20^{30}	21^{30}	22^{30}	23^{30}	0^{30}	Tagesmittel
1	13.5	13.3	11.7	11.2	10.7	13.5	14.8	15.9	17.7	20.5	20.0	19.9	20.0	23.0	23.2	22.7	21.0	19.1	17.8	17.1	15.8	14.4	13.7	13.5	16.89
2	12.7	11.8	11.5	10.9	10.1	11.1	12.2	13.3	16.8	18.4	19.2	19.3	18.4	20.5	20.4	20.0	21.2	18.9	16.4	15.1	13.9	13.4	12.5	11.7	15.40
3	11.0	10.5	9.9	9.3	9.1	9.5	11.2	12.9	14.1	17.5	18.9	19.6	21.5	21.5	21.9	19.5	17.5	16.7	15.8	15.6	13.8	13.5	13.7	13.5	14.92
4	13.2	13.0	12.7	12.5	11.9	11.6	11.8	11.7	11.1	10.8	11.0	11.1	11.6	12.4	12.8	13.5	13.4	13.0	11.4	11.2	10.9	10.6	10.6	10.3	11.93
5	10.0	9.9	9.1	8.8	9.1	9.2	10.6	12.2	14.2	16.5	16.4	18.4	17.8	17.6	17.7	17.4	17.8	16.2	14.3	13.5	13.2	12.6	11.7	11.5	13.57
6	11.1	10.8	10.1	9.4	9.6	9.6	10.3	13.0	15.7	16.4	17.3	17.1	17.8	19.5	18.2	17.8	18.2	17.3	15.1	13.4	12.9	12.4	11.6	11.0	14.01
7	10.5	10.3	9.8	9.8	9.7	10.9	11.8	13.0	15.2	16.3	17.4	20.7	18.3	17.0	17.2	18.2	16.4	15.0	14.0	13.6	12.1	9.9	9.1	8.9	13.55
8	8.3	8.1	7.9	7.7	7.7	7.9	8.2	8.9	11.0	12.3	12.9	13.0	12.2	12.8	12.6	13.8	13.4	12.3	10.8	8.8	8.9	8.5	8.3	8.2	10.15
9	8.0	7.8	7.0	6.5	6.3	7.0	8.4	9.6	10.3	12.6	12.8	14.9	14.7	14.6	15.3	15.7	14.7	14.4	12.9	12.5	11.5	11.0	10.6	10.1	11.20
10	9.7	9.5	9.7	9.7	9.9	11.0	11.0	11.6	12.1	14.3	15.4	16.8	18.6	19.9	21.7	22.2	21.4	19.7	17.9	16.0	15.7	14.8	13.5	13.2	14.78
11	12.6	11.6	11.4	10.9	10.8	10.5	12.4	15.2	17.9	20.4	21.7	23.9	24.1	26.1	26.2	26.2	25.7	23.8	21.2	20.4	17.8	16.2	15.4	14.7	18.21
12	13.9	12.8	12.2	12.1	11.5	12.3	14.2	16.6	19.1	21.4	22.9	24.9	24.6	24.2	25.1	25.1	24.2	23.4	20.5	18.1	18.2	16.6	15.4	14.8	18.50
13	14.1	13.5	13.0	12.5	12.1	12.6	14.6	17.1	19.4	20.8	22.8	24.8	25.4	24.7	23.2	21.4	22.3	20.6	19.0	17.7	18.3	17.6	17.6	17.3	18.41
14	15.6	14.8	14.1	13.6	13.6	13.7	15.4	16.6	17.7	18.6	21.2	16.2	18.4	18.7	19.0	18.0	17.1	16.7	15.4	15.0	13.6	12.9	12.6	12.4	15.85
15	11.9	11.4	11.1	10.8	10.2	10.1	10.4	11.5	13.4	13.9	13.8	14.9	14.7	17.4	17.0	16.5	17.3	15.2	13.5	11.9	10.8	9.8	8.6	8.4	12.70
16	7.7	7.3	6.8	6.6	6.4	7.5	8.6	11.2	13.4	17.3	19.4	20.4	19.6	21.7	22.5	23.0	22.1	20.4	18.6	16.6	15.8	15.3	14.5	14.0	14.84
17	13.1	13.1	13.3	12.2	11.7	11.5	11.2	11.1	10.5	10.0	9.9	9.5	10.0	11.8	11.6	11.3	10.4	9.3	9.1	8.8	8.6	8.7	8.7	8.6	10.56
18	8.7	8.4	8.5	8.6	8.6	8.8	9.7	10.2	12.4	12.3	12.4	15.7	13.8	13.5	13.6	13.8	13.9	13.4	12.0	10.9	10.1	10.1	10.0	9.6	11.21
19	9.2	9.5	8.8	8.5	8.2	9.3	10.4	12.0	15.9	18.1	17.9	20.9	22.0	22.6	22.8	22.5	21.9	20.1	18.7	16.4	15.0	13.5	13.9	13.2	15.47
20	12.5	12.3	11.0	10.4	10.4	10.6	12.5	15.4	17.8	20.5	22.5	23.5	24.5	25.1	24.8	24.1	23.4	21.0	19.1	18.1	17.6	17.9	16.5	15.7	17.78
21	14.7	14.7	13.9	13.3	13.3	13.8	15.1	15.9	17.4	18.3	20.4	21.5	20.8	23.8	23.5	22.7	21.8	20.9	19.4	17.6	16.0	16.1	14.2	13.5	17.91
22	13.8	13.1	12.8	12.1	12.0	12.8	14.3	16.4	19.1	21.7	22.8	24.5	25.1	25.5	25.6	26.4	25.4	23.2	21.4	19.2	18.1	16.2	15.3	14.9	18.82
23	13.8	12.9	12.8	12.8	12.2	13.1	15.1	17.3	20.4	21.9	22.0	23.5	23.8	25.0	25.5	26.7	24.2	22.2	20.8	19.5	18.2	17.1	17.1	16.8	18.91
24	16.2	15.6	15.2	14.7	14.0	14.6	15.8	16.8	18.8	21.0	22.7	22.1	21.7	22.5	23.5	23.0	23.5	20.4	18.8	16.9	15.8	15.0	14.2	13.8	18.17
25	12.0	11.3	10.6	10.0	9.3	9.8	11.7	12.6	16.6	18.2	20.5	21.8	23.6	23.8	24.3	24.8	24.6	22.4	20.5	17.3	17.1	15.7	14.8	14.8	17.00
26	13.5	13.8	12.7	12.1	12.1	13.3	13.0	13.4	16.3	18.5	20.8	21.3	21.5	22.5	23.0	22.0	20.4	19.2	16.6	15.5	13.2	11.9	11.8	11.3	16.22
27	10.5	10.0	9.3	8.9	8.6	8.3	8.6	9.6	12.0	14.5	14.6	17.3	17.8	18.4	17.4	18.6	18.6	16.6	15.3	13.2	11.8	11.4	10.8	10.2	13.01
28	9.9	8.4	7.3	6.4	6.1	7.6	9.4	11.5	15.1	17.2	19.1	21.5	20.9	22.0	23.5	23.0	21.5	20.6	19.4	17.4	15.0	14.3	13.8	12.3	15.12
29	11.5	10.5	10.0	9.8	9.3	9.7	12.2	13.8	16.8	19.7	21.5	23.5	23.4	25.3	24.7	24.0	23.5	22.1	19.6	18.0	16.8	15.2	14.6	13.9	17.08
30	12.6	11.5	10.8	10.2	10.1	10.7	13.2	14.8	17.6	20.2	22.5	23.9	23.6	23.9	25.8	25.5	24.0	22.1	20.4	18.5	18.6	18.1	15.6	14.5	17.80
31	14.1	14.1	14.3	14.0	13.8	14.4	15.2	16.8	17.2	18.7	19.7	20.7	20.2	19.8	18.2	16.8	16.6	17.6	16.4	15.2	14.8	14.3	14.1	13.5	16.25
M.	11.93	11.42	10.95	10.53	10.30	10.85	12.04	13.47	15.58	17.35	18.48	19.55	19.69	20.54	20.69	20.51	19.92	18.51	16.89	15.45	14.49	13.67	13.03	12.57	15.85

Juni 1934 — Zürich

Tag	1^{30}	2^{30}	3^{30}	4^{30}	5^{30}	6^{30}	7^{30}	8^{30}	9^{30}	10^{30}	11^{30}	12^{30}	13^{30}	14^{30}	15^{30}	16^{30}	17^{30}	18^{30}	19^{30}	20^{30}	21^{30}	22^{30}	23^{30}	0^{30}	Tagesmittel
1	12.7	13.2	13.5	12.6	13.1	13.7	14.8	15.7	18.0	18.6	20.3	17.8	20.6	20.3	20.9	20.4	20.7	20.7	19.0	16.4	16.0	15.1	14.8	14.1	16.79
2	15.4	15.8	14.8	14.6	15.0	15.5	16.6	16.2	15.6	16.5	18.5	18.7	19.2	19.2	18.7	18.8	18.5	15.4	15.3	14.2	14.0	13.6	13.6	13.6	16.12
3	12.7	12.3	12.1	11.4	11.5	12.9	14.5	15.2	15.4	17.0	17.5	17.9	18.6	14.8	13.7	14.5	14.8	15.0	14.8	14.8	14.2	14.0	13.8	12.6	14.98
4	12.4	12.4	12.4	12.3	12.5	13.1	13.2	14.5	15.2	18.0	20.3	19.8	19.4	21.9	23.9	21.2	20.7	19.2	18.1	17.0	15.5	14.3	13.8	13.2	16.43
5	13.4	13.3	12.2	11.9	12.0	12.5	13.4	13.8	14.0	12.6	12.5	12.1	12.4	11.5	11.0	11.6	11.8	11.7	11.2	10.9	10.2	10.4	10.8	10.2	11.95
6	10.0	9.6	9.6	8.7	8.9	9.9	10.9	11.6	12.2	15.0	15.7	17.7	18.5	17.9	18.4	10.5	13.6	13.1	12.4	11.7	10.9	10.7	10.8	10.6	12.45
7	10.3	10.0	9.6	9.2	9.4	9.9	11.0	13.0	15.0	14.9	17.0	17.5	18.9	15.7	17.9	16.1	15.7	15.2	14.2	12.9	12.8	12.5	12.4	12.0	13.46
8	11.1	10.5	9.4	9.0	9.0	9.8	11.4	13.9	16.6	18.8	19.6	20.9	22.4	22.3	23.5	23.4	23.0	20.7	18.3	15.7	15.1	14.3	13.5	12.6	16.03
9	11.5	11.5	11.2	10.2	10.4	11.5	13.5	15.7	18.5	20.5	20.9	22.4	22.0	22.2	20.7	21.0	20.9	20.0	18.0	15.9	15.0	16.1	14.6	13.5	16.55
10	12.4	11.6	10.8	10.4	10.2	11.1	13.2	15.2	17.8	19.7	21.9	21.7	23.4	23.8	23.6	23.4	22.7	20.4	18.3	15.9	15.0	15.1	13.9	12.9	16.85
11	11.9	11.4	10.8	10.4	10.3	11.4	13.4	16.8	19.3	21.5	22.4	23.1	24.1	23.8	24.2	23.8	22.1	20.4	18.6	15.7	15.4	14.5	12.3	12.2	17.03
12	11.6	10.9	10.8	10.3	10.3	11.3	12.3	14.8	17.1	18.7	19.5	18.2	18.6	15.8	14.9	15.0	17.0	15.5	14.5	14.1	13.6	12.8	12.3	11.2	14.19
13	10.4	10.6	9.9	9.4	9.5	10.2	12.1	14.2	17.1	19.3	21.2	22.8	23.3	23.8	21.1	22.9	21.0	20.8	19.4	16.0	15.5	14.1	13.8	13.3	16.30
14	12.6	12.7	12.5	12.2	12.5	13.2	14.6	15.9	18.4	20.7	23.2	22.5	22.8	22.5	23.5	24.6	24.5	22.5	21.1	18.5	18.4	17.2	16.1	16.4	18.30
15	16.3	15.7	14.4	13.9	13.6	13.6	14.0	13.6	14.4	14.4	15.7	16.7	18.7	18.1	19.6	19.0	18.4	15.4	13.6	13.1	12.2	11.8	11.6	11.5	14.97
16	11.0	10.5	10.3	10.6	11.5	12.1	13.1	14.2	16.4	19.2	20.6	21.7	22.2	23.3	23.4	23.3	22.5	20.8	19.8	16.8	15.4	16.3	15.5	15.7	16.82
17	13.0	11.4	11.0	10.4	10.3	11.5	13.3	15.4	18.7	21.2	22.4	25.2	26.2	27.2	27.6	27.8	27.4	24.8	22.1	19.4	17.4	16.6	15.5	15.3	18.80
18	14.4	13.4	13.0	12.4	12.5	13.0	15.8	18.4	22.5	25.8	27.5	29.2	29.8	30.3	30.6	29.0	30.2	27.2	23.5	21.8	20.4	18.6	18.2	17.4	21.43
19	17.0	16.5	16.1	15.6	15.9	16.6	18.4	21.1	24.6	26.7	28.5	28.5	27.2	26.8	27.7	19.6	18.8	17.8	16.6	15.8	15.5	15.3	16.4	16.6	19.98
20	17.0	16.5	16.3	16.2	10.4	16.6	17.0	16.8	15.5	14.7	14.6	15.8	15.1	14.4	14.5	13.1	13.4	12.1	11.7	11.6	11.5	11.5	11.4	11.2	14.35
21	11.1	11.1	11.1	10.9	10.9	11.4	11.8	12.9	14.1	14.4	15.5	17.5	19.1	17.8	18.1	18.1	18.4	17.2	16.6	14.8	14.1	13.7	13.8	13.4	14.49
22	13.4	13.4	12.9	13.2	13.4	14.9	15.7	16.3	17.6	19.5	20.5	21.8	22.2	23.8	24.8	22.7	23.2	21.7	20.4	18.8	16.9	15.7	15.3	15.0	18.03
23	14.6	14.1	13.6	13.2	13.0	13.6	16.2	17.8	22.2	24.1	26.0	26.9	26.8	28.6	28.8	28.9	28.2	24.9	22.7	20.6	20.6	18.7	18.1	17.4	20.77
24	16.7	16.0	16.2	16.1	16.1	16.7	19.3	21.3	23.3	25.6	27.7	29.2	29.5	28.9	28.1	26.2	25.6	25.6	22.5	21.8	22.6	20.7	17.7	17.5	22.08
25	17.3	16.7	16.7	16.7	16.6	17.5	18.8	20.2	21.8	23.9	23.8	24.2	24.4	23.4	21.9	21.2	20.0	19.0	18.2	16.9	16.7	16.4	16.2	16.2	19.36
26	16.1	15.2	14.7	14.8	14.7	14.6	15.4	15.8	15.1	15.8	16.6	16.4	19.2	18.4	19.5	19.9	19.5	18.0	16.7	16.2	14.8	14.2	14.2	14.4	16.23
27	14.5	14.6	14.4	13.9	14.2	15.1	16.4	17.4	17.3	21.2	22.1	22.8	22.6	24.8	25.1	24.7	24.8	22.3	20.0	17.9	17.5	16.1	15.4	14.8	18.74
28	14.1	13.8	13.5	12.8	12.9	13.5	15.6	17.5	20.0	22.3	23.7	25.2	25.6	26.5	25.9	23.6	17.4	14.6	14.1	14.0	13.8	13.5	13.0	12.9	17.49
29	12.5	12.8	12.1	12.0	11.8	11.7	11.8	12.2	12.9	13.0	13.6	13.6	14.1	15.2	15.9	15.4	16.7	16.2	15.8	14.3	15.0	14.6	14.4	14.3	13.81
30	14.5	14.4	14.6	14.7	15.2	15.8	16.7	16.7	18.5	20.4	20.3	22.4	22.8	24.7	26.0	21.5	21.6	19.7	16.7	15.7	15.7	14.7	14.7	14.8	17.78
M.	13.40	13.09	12.68	12.33	12.45	13.14	14.47	15.74	17.50	19.18	20.32	20.99	21.64	21.55	21.57	20.67	20.44	18.98	17.46	15.94	15.39	14.77	14.24	13.81	16.73

Juli 1934 **Stündliche Lufttemperaturen** $h_i = 1.8^m$ Zürich

Tag	1^{30}	2^{30}	3^{30}	4^{30}	5^{30}	6^{30}	7^{30}	8^{30}	9^{30}	10^{30}	11^{30}	12^{30}	13^{30}	14^{30}	15^{30}	16^{30}	17^{30}	18^{30}	19^{30}	20^{30}	21^{30}	22^{30}	23^{30}	0^{30}	Tages-mittel
1	14.7	14.4	14.4	13.8	13.6	14.5	15.7	17.8	20.5	22.0	23.1	23.1	24.4	25.4	22.7	20.3	20.7	21.2	20.8	18.6	18.8	18.8	18.0	15.5	18.88
2	15.4	14.8	14.7	14.0	13.7	13.6	15.8	17.5	19.7	22.7	24.8	25.6	25.0	26.0	27.3	26.5	26.7	24.2	21.8	19.8	18.4	17.6	16.1	15.7	19.87
3	14.9	14.6	14.3	14.0	14.2	14.9	16.8	18.7	20.6	22.1	24.0	24.8	24.7	25.0	25.5	22.6	21.2	20.8	19.4	18.3	17.4	16.7	15.6	14.9	19.00
4	14.0	13.1	12.2	11.7	11.7	12.9	13.8	15.6	17.2	18.9	20.4	20.7	19.8	21.8	20.9	21.0	20.5	18.5	17.0	16.3	15.6	15.2	14.2	13.7	16.47
5	12.9	12.1	12.1	11.2	11.3	11.8	12.8	14.6	17.1	19.6	21.6	22.9	23.6	24.4	25.3	24.2	24.2	22.3	20.4	18.9	17.4	16.7	15.6	14.7	17.80
6	13.9	12.7	12.8	12.0	12.0	12.8	14.9	17.5	21.0	22.9	24.9	26.0	27.0	27.5	27.4	26.9	26.8	24.8	21.7	19.8	18.5	17.6	16.7	15.9	19.71
7	14.9	14.2	13.6	13.5	13.4	14.0	16.3	18.9	21.5	24.1	25.7	26.9	28.5	29.3	29.1	28.7	27.8	25.4	22.7	20.1	19.0	18.4	17.8	16.6	20.85
8	15.6	14.9	14.4	13.8	13.7	14.1	16.9	18.9	22.2	24.5	26.0	27.6	28.6	28.0	28.4	28.3	27.3	24.7	23.1	19.7	18.4	17.6	16.8	15.8	20.80
9	15.3	14.9	14.8	13.9	13.7	14.6	16.7	19.6	22.8	25.6	28.3	29.1	29.0	30.1	30.3	29.4	29.5	27.0	23.2	21.5	19.8	18.7	18.2	17.0	21.80
10	16.4	16.5	15.4	14.7	14.8	15.8	17.4	19.9	23.8	26.0	28.7	29.5	30.8	31.2	32.2	31.9	31.6	27.8	24.2	22.6	22.4	20.7	20.8	19.4	23.05
11	18.5	18.1	17.8	17.5	17.5	18.8	20.2	22.8	25.5	26.2	29.7	30.9	31.6	32.5	32.5	29.6	29.8	28.1	25.8	23.8	22.2	20.7	20.4	19.4	24.12
12	19.0	18.3	17.9	17.7	17.6	19.0	20.4	20.6	23.8	25.1	23.8	23.5	20.2	21.6	24.7	24.0	24.3	22.2	20.6	19.1	17.2	15.9	15.8	15.7	20.34
13	16.3	16.4	16.0	15.8	15.7	16.7	17.9	19.3	20.3	18.6	20.1	24.1	22.6	20.9	22.6	22.7	22.3	20.7	18.9	18.6	16.8	15.9	15.6	16.0	18.78
14	16.1	16.1	16.2	16.4	16.5	17.2	18.1	18.4	18.2	18.9	21.4	19.4	18.8	17.8	16.4	17.1	16.6	16.4	16.2	15.4	15.6	15.2	15.0	14.8	17.01
15	14.5	14.7	14.7	14.7	14.7	15.0	15.0	15.2	15.6	16.1	17.2	17.7	16.8	16.0	15.1	14.8	14.7	14.6	14.3	14.2	14.2	13.8	13.8	13.6	15.04
16	13.6	13.6	13.7	13.9	13.7	13.8	14.8	14.7	16.4	18.1	19.5	19.0	20.8	21.6	22.8	22.6	22.1	19.8	18.6	17.0	16.4	15.4	14.7	13.9	17.06
17	13.7	13.2	12.9	13.0	13.2	13.6	15.5	16.7	19.1	21.1	18.7	20.4	25.2	26.2	26.4	25.7	25.4	23.5	20.6	18.2	18.0	17.5	16.8	16.3	18.79
18	15.2	14.5	13.7	13.4	13.3	13.8	16.0	17.7	20.4	24.4	26.4	27.5	27.7	29.5	28.0	26.9	27.5	25.5	22.8	21.3	21.0	19.8	19.4	18.9	21.08
19	18.2	17.8	17.6	17.0	16.8	17.7	19.5	20.9	22.8	23.8	25.0	26.4	26.7	27.8	27.8	27.6	26.8	25.8	23.8	21.1	19.6	19.2	18.0	17.8	21.95
20	17.1	16.4	15.7	15.5	15.3	16.1	17.8	19.4	22.7	24.5	25.8	28.0	28.8	30.1	29.4	29.7	28.7	27.0	24.5	23.6	21.8	21.0	20.7	20.2	22.49
21	20.4	20.7	18.9	18.9	18.8	18.9	19.0	19.0	20.5	24.2	23.7	24.7	25.8	27.4	26.4	17.0	16.9	17.2	16.8	16.8	16.2	16.4	16.2	16.6	19.67
22	15.8	15.1	15.0	14.7	14.8	14.9	16.5	18.0	20.7	23.4	22.9	25.8	26.2	27.8	26.8	24.9	14.4	15.5	15.1	15.2	15.4	15.8	15.0	14.7	18.47
23	14.8	14.4	14.5	14.8	14.9	15.8	16.1	17.5	18.5	18.8	16.7	16.0	15.6	16.2	16.2	16.7	17.7	17.8	17.6	17.6	17.4	17.2	16.6	16.5	16.47
24	16.1	16.5	16.1	15.7	15.0	15.4	16.5	17.3	17.9	18.9	20.7	22.0	20.4	16.5	19.0	19.5	18.7	17.2	15.6	14.7	14.6	14.7	14.8	14.5	17.01
25	14.4	13.9	14.2	13.9	14.8	14.5	15.3	16.6	15.0	12.2	14.0	15.4	15.4	14.7	18.6	16.0	16.2	14.2	13.6	13.6	13.8	13.8	13.8	14.1	14.65
26	13.6	12.8	11.7	11.1	11.2	11.6	13.4	15.2	17.5	19.6	20.7	21.8	22.4	23.5	22.9	23.6	22.8	21.6	20.4	19.3	19.5	19.4	19.7	19.5	18.08
27	19.2	19.4	19.5	19.4	18.8	19.0	19.1	19.4	17.7	17.2	18.5	19.6	19.3	21.6	22.9	20.8	22.4	21.2	20.3	18.8	17.3	16.9	16.5	17.2	19.25
28	16.5	16.9	15.8	14.8	14.0	14.5	16.4	17.5	18.6	20.6	21.1	21.9	22.2	22.5	22.7	22.2	21.0	19.4	18.2	16.8	16.1	14.9	14.7	14.7	18.08
29	14.6	14.2	15.2	14.9	14.6	14.9	16.7	18.8	20.9	22.6	24.4	25.6	26.1	26.8	27.0	26.9	25.9	23.9	22.4	19.8	18.7	18.3	17.8	17.5	20.35
30	17.2	16.2	15.8	15.3	15.1	15.1	17.0	18.9	22.4	24.6	25.7	27.5	28.0	28.7	29.7	29.2	28.8	26.2	22.9	20.8	19.4	18.6	17.9	17.3	21.60
31	16.6	16.0	15.5	15.1	15.0	15.3	17.0	19.5	22.6	24.9	26.8	26.7	25.8	26.8	26.6	26.0	25.2	17.8	16.7	16.5	16.2	16.7	16.4	16.2	19.90
M.	15.77	15.58	15.05	14.71	14.59	15.12	16.61	18.11	20.10	21.66	22.90	23.86	24.12	24.66	24.94	23.98	23.85	21.66	20.00	18.60	17.85	17.23	16.74	16.23	19.80

August 1934 Zürich

Tag	1^{30}	2^{30}	3^{30}	4^{30}	5^{30}	6^{30}	7^{30}	8^{30}	9^{30}	10^{30}	11^{30}	12^{30}	13^{30}	14^{30}	15^{30}	16^{30}	17^{30}	18^{30}	19^{30}	20^{30}	21^{30}	22^{30}	23^{30}	0^{30}	Tages-mittel
1	16.2	16.4	16.8	16.2	16.9	17.2	17.1	17.6	17.7	17.6	18.9	20.5	19.8	20.8	20.6	21.1	22.6	20.4	18.1	16.5	15.8	15.0	14.8	14.5	17.86
2	13.9	13.4	13.1	12.8	13.0	13.7	15.8	16.7	18.3	19.0	21.0	23.1	23.5	22.1	20.1	18.4	17.8	17.1	16.7	16.6	17.0	16.5	16.4	16.1	17.15
3	16.0	16.0	15.7	15.8	15.7	15.5	15.0	14.7	14.7	14.9	16.9	17.5	18.7	18.4	18.3	17.2	15.8	15.5	15.1	14.9	14.8	14.8	14.7	14.6	15.86
4	14.5	13.8	13.6	13.3	13.5	13.7	13.8	14.1	14.4	13.7	13.1	12.5	12.8	13.1	12.5	12.7	12.5	12.4	12.4	12.6	12.4	12.6	12.7	12.8	13.18
5	12.5	12.4	12.4	12.4	12.5	12.5	13.2	14.0	15.0	17.6	18.6	19.7	19.6	21.1	20.8	20.1	20.6	18.8	16.0	15.6	14.8	13.8	13.1	12.7	15.83
6	12.1	11.6	11.2	10.7	10.4	10.5	11.4	13.7	17.1	20.2	22.9	24.1	24.7	25.8	26.6	26.0	25.0	22.6	20.3	19.5	18.9	17.0	17.4	16.8	18.16
7	16.1	15.3	14.9	14.0	13.8	13.8	15.5	17.1	19.9	20.6	20.4	20.5	21.2	19.0	17.4	16.9	16.9	16.5	16.1	15.6	15.4	14.6	14.6	14.5	16.67
8	14.4	14.4	14.3	14.4	14.3	14.5	15.6	16.4	17.3	19.1	20.7	19.8	20.2	21.3	23.0	23.4	20.2	18.8	16.9	15.3	15.2	15.2	15.1	14.9	17.28
9	14.8	14.5	14.6	14.5	14.6	14.9	15.6	16.3	16.6	16.9	18.9	19.4	19.6	17.3	21.1	19.2	19.2	18.2	15.8	15.7	15.8	15.5	15.1	15.0	16.63
10	14.9	14.9	14.1	14.4	14.2	14.7	15.6	16.9	18.0	17.9	21.0	21.4	21.8	21.6	23.6	22.4	22.9	20.3	18.7	17.0	16.8	15.9	16.1	16.2	17.91
11	15.9	15.9	15.7	15.7	15.8	15.7	15.6	16.2	17.9	18.9	22.0	22.8	23.4	22.2	23.4	22.5	21.8	20.8	18.8	17.9	17.2	16.5	16.6	16.3	18.55
12	15.9	13.8	13.4	13.5	13.3	13.7	14.4	14.9	14.6	15.5	15.3	15.8	15.2	16.7	17.8	16.5	18.0	16.3	15.6	14.3	14.2	14.0	13.0	12.7	14.90
13	12.1	12.7	13.3	13.4	13.6	13.6	14.4	15.3	16.1	15.7	18.6	19.5	18.4	16.8	16.8	17.0	15.8	15.9	13.8	12.8	12.6	11.7	11.9	12.6	14.75
14	12.7	12.5	12.4	12.2	12.1	12.2	12.5	14.1	14.1	16.2	11.9	11.8	14.1	15.1	13.1	12.8	13.5	12.5	12.0	12.2	11.9	11.5	11.6	11.0	12.72
15	11.2	11.1	11.3	10.7	10.8	10.9	11.6	12.0	13.1	15.2	15.2	17.5	16.4	16.2	18.9	17.9	16.9	15.3	13.7	12.4	11.8	11.4	11.1	10.5	13.46
16	10.0	9.8	9.4	9.0	8.1	8.2	9.1	11.0	13.5	16.1	18.3	20.4	22.4	23.2	23.6	23.8	22.4	21.3	18.1	15.1	14.8	14.0	13.5	13.5	15.34
17	12.8	11.7	11.6	15.9	10.8	10.7	12.2	14.1	16.5	19.8	23.2	24.5	25.8	26.0	25.8	26.0	25.5	22.8	18.8	17.6	16.2	15.4	14.8	14.0	17.99
18	13.5	13.2	12.9	12.4	12.4	12.5	13.7	16.0	19.8	21.8	24.6	25.1	26.0	26.6	26.6	25.7	25.6	23.6	19.1	17.6	16.7	15.7	15.2	14.8	18.80
19	14.2	13.7	13.2	12.8	12.7	12.8	13.8	16.4	20.5	23.4	24.8	25.8	25.7	26.1	26.7	25.4	24.7	23.0	19.9	18.9	18.2	17.8	16.6	16.4	19.29
20	16.0	15.8	15.6	15.2	14.9	15.1	16.3	18.6	21.8	24.4	26.1	26.8	25.9	25.7	25.4	24.8	24.6	23.0	19.8	18.5	18.2	17.7	17.1	16.9	20.15
21	16.7	15.6	15.4	15.4	15.1	15.0	16.3	20.1	21.0	24.8	26.3	27.7	27.2	27.9	28.0	27.6	26.9	23.5	20.8	19.7	19.4	18.5	17.8	17.6	21.01
22	17.2	16.9	17.1	16.7	16.3	17.0	18.4	19.9	21.9	23.0	25.2	26.2	26.2	26.9	26.0	27.6	26.9	24.8	21.9	20.3	19.5	18.9	18.7	18.5	21.38
23	17.7	17.5	16.9	17.1	16.8	17.1	17.6	19.7	22.0	25.6	26.8	29.1	28.4	30.7	29.0	29.2	28.6	23.0	16.8	16.8	16.0	15.6	16.0	16.0	21.26
24	15.8	15.7	15.5	15.3	14.8	15.0	15.6	15.8	16.5	17.3	18.9	22.5	22.2	23.1	23.2	20.4	20.4	18.8	17.2	16.7	16.2	15.2	15.1	14.0	17.55
25	13.7	13.4	13.1	13.6	13.9	14.1	15.0	15.5	16.3	16.5	17.8	18.1	19.4	20.2	19.1	19.9	19.7	19.2	16.3	15.6	15.8	15.3	15.8	15.3	16.36
26	15.1	14.5	14.6	14.3	13.9	13.9	14.0	14.1	14.5	16.3	16.8	17.1	18.8	18.3	17.5	17.9	17.7	17.1	16.7	17.2	17.2	16.9	16.7	16.6	16.18
27	16.2	16.1	15.8	15.9	15.6	15.4	15.6	15.9	15.8	15.5	14.9	15.6	14.3	14.9	14.6	14.3	14.2	14.1	14.3	14.4	14.5	14.5	14.5	14.5	15.05
28	14.5	14.5	14.5	14.5	14.6	14.7	15.2	15.7	16.7	18.3	18.7	19.8	22.1	23.2	23.4	23.0	22.7	20.0	17.1	16.3	15.4	15.1	14.7	14.4	17.48
29	13.6	13.2	12.7	12.7	13.2	13.6	14.2	15.6	17.6	18.2	18.5	17.2	16.4	15.1	14.4	14.5	14.2	13.2	12.2	11.9	11.4	11.0	10.4	10.5	13.97
30	10.2	10.4	10.5	11.0	10.8	10.7	10.8	12.1	13.0	15.2	17.4	18.3	19.3	20.2	19.8	20.1	19.2	17.0	14.4	13.6	13.5	13.7	13.3	13.0	14.49
31	13.1	12.8	12.9	12.5	12.2	12.5	11.7	12.2	12.7	12.8	12.2	12.5	11.6	13.0	14.5	13.2	12.8	11.9	11.6	11.4	11.0	10.1	10.0	10.0	12.11
M.	14.29	13.97	13.82	13.81	13.84	13.72	14.40	15.57	16.93	18.83	19.51	20.41	20.65	20.90	21.00	20.55	20.18	18.65	16.81	15.83	15.44	14.87	14.65	14.42	16.75

September 1934 — Stündliche Lufttemperaturen — $h_t = 1.8^m$ — Zürich

Tag	1^{30}	2^{30}	3^{30}	4^{30}	5^{30}	6^{30}	7^{30}	8^{30}	9^{30}	10^{30}	11^{30}	12^{30}	13^{30}	14^{30}	15^{30}	16^{30}	17^{30}	18^{30}	19^{30}	20^{30}	21^{30}	22^{30}	23^{30}	0^{30}	Tages mittel
1	10.8	9.8	9.9	9.9	9.8	9.9	9.8	10.7	11.8	12.4	13.4	13.8	17.2	16.8	15.8	14.8	14.8	13.2	12.1	12.1	10.2	9.5	9.4	9.1	11.89
2	9.2	9.1	9.2	9.4	9.4	9.4	9.8	10.5	11.5	12.2	13.4	15.8	14.8	15.3	14.7	11.2	11.6	10.8	10.4	10.0	9.1	8.4	8.1	7.7	10.86
3	7.4	7.2	6.8	6.6	7.2	7.5	8.1	9.0	10.9	14.2	16.8	18.6	20.5	21.4	20.5	20.5	19.4	16.8	14.1	12.9	12.4	11.8	11.2	10.5	12.98
4	10.1	9.9	9.9	10.8	10.7	11.0	11.6	12.8	14.8	17.5	20.4	22.4	23.6	24.4	24.6	24.2	23.2	19.4	17.8	15.7	14.9	14.8	13.9	13.8	16.98
5	13.2	12.9	12.1	11.6	11.8	11.8	12.5	14.4	17.5	20.3	21.2	20.9	25.1	24.9	25.2	25.1	22.7	19.7	17.6	17.8	17.7	17.1	16.2	15.4	17.65
6	13.9	13.8	13.7	13.8	12.8	12.6	13.4	15.0	16.8	20.8	22.8	24.0	23.2	24.5	25.8	24.8	23.1	20.6	18.5	17.6	17.2	16.5	15.9	15.7	18.10
7	15.0	14.6	14.1	13.7	13.8	13.8	14.6	16.2	19.3	22.9	25.4	27.0	27.9	28.4	28.1	28.0	26.7	22.2	20.0	18.6	17.8	17.4	16.8	16.1	19.93
8	15.0	14.8	14.2	13.7	13.1	12.8	13.7	15.2	18.7	22.8	24.9	27.0	28.4	28.9	28.7	27.9	25.0	22.9	20.2	18.9	18.4	17.7	16.8	16.9	19.80
9	15.8	15.2	15.8	14.6	14.1	14.8	14.6	16.7	19.8	23.6	23.9	25.7	26.8	26.5	26.8	24.7	21.3	20.8	17.5	17.1	15.2	15.0	15.0	15.0	18.98
10	15.2	15.1	14.5	13.8	13.5	13.5	13.4	13.8	13.1	13.4	13.6	13.9	14.2	14.8	14.3	13.9	13.4	12.9	12.8	12.3	11.8	12.0	12.2	12.1	13.41
11	12.1	12.0	12.0	11.9	11.9	12.0	12.7	13.5	13.6	14.4	16.1	16.1	17.0	16.6	17.0	17.7	16.9	16.0	15.6	15.5	16.8	15.8	15.8	15.8	14.74
12	15.8	15.0	14.8	14.4	14.8	14.2	15.4	15.9	17.3	17.5	18.0	18.8	18.8	18.6	18.6	18.9	18.2	17.4	16.9	15.9	14.7	14.8	14.8	14.6	16.84
13	14.5	13.5	13.1	13.1	13.0	12.6	13.8	15.0	15.2	15.8	16.8	16.4	16.6	17.2	18.9	19.8	18.5	16.7	15.0	14.5	14.1	13.6	13.5	13.1	15.14
14	12.7	12.1	12.7	12.8	13.2	13.5	14.0	14.5	16.2	16.9	18.5	20.7	23.0	23.3	23.2	22.4	20.7	18.8	16.5	15.9	15.6	15.4	14.6	14.2	16.71
15	14.0	13.9	13.8	13.6	13.7	13.5	13.8	13.8	14.6	16.6	19.5	20.8	21.8	23.3	23.8	23.1	21.8	19.5	17.4	16.6	15.7	15.3	14.9	14.7	17.03
16	14.3	14.3	14.1	13.8	13.6	13.9	14.6	15.1	18.3	20.9	23.2	23.6	24.0	23.6	22.1	22.0	19.6	17.2	15.7	16.5	15.2	15.6	15.4	15.4	17.58
17	15.0	14.7	14.7	14.0	14.8	14.4	14.6	15.4	15.8	16.9	19.5	21.5	22.7	23.5	23.7	23.8	22.8	18.8	17.1	16.8	16.0	15.0	14.7	14.0	17.48
18	13.6	13.8	13.0	12.8	12.2	12.2	12.1	13.0	15.8	17.9	21.6	22.5	24.0	24.6	23.2	23.2	21.8	18.9	17.2	16.8	16.6	16.8	15.6	15.0	17.19
19	14.6	14.2	14.4	14.8	14.9	14.6	15.8	17.1	17.3	18.7	17.9	17.8	16.8	15.5	15.3	15.0	14.7	14.0	13.7	13.1	13.0	12.8	12.8	12.9	15.05
20	12.7	12.2	11.9	11.6	11.6	10.9	11.4	12.5	14.8	17.5	17.9	19.4	19.9	18.9	19.1	18.8	17.0	15.9	15.2	14.4	13.8	13.8	13.8	13.8	14.88
21	14.0	13.9	13.6	12.8	13.1	13.0	13.1	15.1	15.6	15.6	16.5	17.8	18.1	19.0	18.7	17.6	16.7	15.1	14.0	13.4	12.9	12.7	12.1	11.5	14.85
22	11.0	10.8	11.0	10.7	10.4	10.1	11.9	12.7	15.4	18.0	18.1	20.3	20.0	20.9	20.2	19.6	17.4	15.4	14.1	13.1	12.6	12.1	11.4	11.1	14.51
23	10.9	10.7	10.4	10.8	10.8	11.8	12.6	14.8	15.7	17.2	16.7	17.6	18.6	20.0	19.4	17.9	17.7	17.1	15.0	14.7	14.8	15.5	15.8	14.9	14.97
24	14.4	14.2	14.0	13.8	13.1	12.9	13.8	14.5	17.1	19.9	21.0	21.7	22.4	22.9	22.9	22.2	19.8	17.8	17.2	16.7	16.0	15.5	14.4	14.1	17.16
25	14.2	14.7	14.2	14.2	14.1	14.1	15.7	16.5	17.8	18.8	19.9	21.6	22.4	19.8	17.0	16.8	15.8	15.0	14.6	14.5	14.2	14.0	13.7	13.1	16.09
26	11.9	11.5	11.2	10.7	10.7	11.4	11.8	12.5	13.0	16.1	18.1	19.4	21.8	22.7	22.1	21.3	18.9	15.7	14.5	14.2	14.4	13.8	13.8	13.5	15.20
27	13.0	13.0	12.7	12.6	13.1	12.5	12.8	13.8	16.8	20.5	22.6	24.8	25.2	25.4	24.6	24.8	21.4	18.1	16.8	15.8	15.8	15.5	14.8	14.0	17.47
28	13.2	13.0	12.7	12.2	11.8	11.8	11.9	12.8	14.2	18.8	20.5	22.5	23.8	24.4	23.5	22.9	21.3	18.0	16.7	15.9	15.8	15.0	14.5	14.0	16.70
29	13.7	14.6	14.6	14.8	13.8	13.8	13.9	14.8	16.8	19.6	21.1	23.1	23.9	24.6	24.1	23.6	21.8	18.3	17.0	16.0	15.7	15.5	15.1	14.9	17.89
30	14.5	14.2	13.8	13.6	13.8	12.6	12.4	14.0	15.8	18.8	21.9	22.4	23.2	24.2	23.8	23.1	20.7	16.9	15.7	14.7	14.9	13.8	13.5	13.0	16.79
M.	13.16	12.94	12.78	12.51	12.42	12.38	12.96	14.02	15.67	17.85	19.32	20.59	21.49	21.79	21.46	20.90	19.46	17.27	15.86	15.25	14.72	14.38	13.97	13.63	16.11

Oktober 1934 — Zürich

Tag	1^{30}	2^{30}	3^{30}	4^{30}	5^{30}	6^{30}	7^{30}	8^{30}	9^{30}	10^{30}	11^{30}	12^{30}	13^{30}	14^{30}	15^{30}	16^{30}	17^{30}	18^{30}	19^{30}	20^{30}	21^{30}	22^{30}	23^{30}	0^{30}	Tages mittel
1	12.5	12.2	11.8	11.8	10.7	10.6	12.1	12.6	14.8	19.0	20.9	23.0	24.0	23.8	23.4	23.0	20.7	17.4	16.4	15.8	15.4	14.8	14.4	14.2	16.85
2	13.5	13.3	12.5	12.5	12.0	12.2	12.2	14.6	17.6	18.8	21.2	22.8	23.9	23.5	23.4	22.5	19.9	17.4	16.8	16.5	16.7	15.7	15.3	16.0	17.18
3	15.0	15.4	15.2	15.1	15.1	15.0	15.0	15.9	18.0	20.5	20.5	19.5	18.9	16.9	15.5	15.7	15.6	15.1	14.7	13.9	12.9	12.5	12.6	12.9	15.75
4	14.4	13.0	13.3	12.8	11.8	11.9	13.1	14.5	15.9	18.4	18.1	17.9	16.2	14.9	14.8	13.0	12.8	12.6	12.5	12.8	12.8	11.9	11.8	11.0	13.84
5	10.6	10.4	10.6	11.5	10.8	11.4	11.9	12.5	13.4	13.6	13.8	12.5	11.7	11.2	13.6	8.5	10.0	10.5	10.8	11.0	10.7	10.7	8.9	8.1	11.18
6	7.9	7.9	7.2	6.9	7.1	7.3	7.8	8.8	9.2	10.7	10.6	8.5	8.5	10.0	9.2	8.8	7.9	7.6	7.2	7.2	7.2	7.4	7.4	6.8	8.09
7	6.2	5.9	5.6	5.4	5.4	5.6	6.1	7.6	8.7	10.1	12.7	14.2	15.4	14.8	14.2	13.4	11.7	9.1	8.4	8.2	7.5	6.9	6.2	6.7	9.00
8	6.1	5.4	5.2	4.8	4.7	5.0	5.0	7.1	8.4	9.1	11.4	13.9	14.1	13.6	13.6	12.5	11.6	9.7	9.1	9.8	9.6	9.8	9.7	9.4	9.06
9	8.4	8.0	7.4	7.0	6.5	7.4	6.9	8.0	9.2	12.2	12.2	12.5	12.2	11.5	11.0	10.7	10.2	10.8	9.8	9.3	9.2	9.4	9.7	9.5	9.52
10	9.2	9.0	8.5	8.4	7.8	6.7	6.9	7.6	8.0	10.0	11.2	11.4	11.4	12.3	11.9	10.2	8.8	8.0	8.0	7.8	7.5	7.8	6.7	5.7	8.78
11	5.6	5.4	4.7	4.7	4.2	3.8	3.5	6.0	7.8	10.6	11.1	12.6	14.5	13.9	13.4	13.8	11.5	10.3	9.9	9.7	9.1	8.6	8.2	7.7	8.75
12	7.8	6.7	6.8	5.9	5.6	5.2	5.2	7.2	9.5	11.8	13.8	15.6	17.1	17.4	16.9	16.7	13.8	11.8	10.9	10.2	10.2	10.1	9.1	9.6	10.57
13	9.8	8.7	9.6	10.0	10.2	10.4	10.8	11.5	12.6	13.8	14.8	14.7	15.2	15.5	14.6	14.0	13.1	12.5	12.8	11.9	11.5	11.4	10.8	10.8	12.09
14	10.6	10.5	10.4	10.2	10.5	10.2	10.7	11.8	12.0	12.4	13.2	13.8	14.6	15.5	14.1	13.2	12.7	12.2	12.8	12.2	11.6	11.5	10.7	11.7	12.00
15	12.3	12.2	11.9	12.5	12.6	11.7	11.8	11.8	11.3	11.1	10.7	10.7	8.6	5.8	4.5	3.3	2.8	1.2	1.0	2.0	2.4	2.5	2.6	2.8	7.45
16	2.8	2.8	2.5	2.5	2.8	2.6	3.5	1.6	1.5	1.7	2.0	2.2	2.4	2.8	2.4	2.7	2.7	2.8	3.0	3.1	3.8	3.5	3.0	3.2	2.62
17	3.5	3.6	3.9	4.0	4.0	4.0	4.4	4.5	4.9	5.0	5.5	7.7	6.0	4.9	4.7	5.8	5.6	5.6	5.0	4.7	4.8	4.2	4.1	4.1	4.77
18	3.8	3.7	3.7	3.6	3.8	3.1	3.1	3.5	4.9	6.0	8.3	7.4	9.8	7.8	8.6	8.2	6.8	4.2	3.5	3.2	3.4	3.2	2.8	3.0	4.98
19	2.8	2.5	3.4	3.1	3.7	3.9	4.7	6.0	6.4	7.5	7.9	7.2	7.8	8.6	8.7	8.4	7.9	7.5	7.1	7.0	7.2	6.9	6.3	5.8	6.18
20	6.1	6.1	6.2	6.1	6.1	6.0	7.0	7.7	8.8	9.4	10.5	12.2	13.7	12.9	12.1	11.8	9.7	9.8	9.1	8.4	8.2	7.8	7.8	6.9	8.68
21	5.7	5.2	4.8	4.0	3.0	2.4	2.4	3.7	4.9	7.0	9.8	12.2	12.5	12.1	12.2	11.6	9.0	8.0	7.2	6.1	5.6	5.4	4.8	4.8	6 79
22	3.9	3.8	4.2	4.7	4.5	4.7	4.6	4.7	5.6	6.7	10.0	12.7	13.4	13.1	12.7	12.2	9.7	8.2	6.9	6.8	6.0	5.8	5.2	3.8	7.20
23	3.5	4.4	4.4	4.8	4.8	4.5	4.2	4.5	4.8	6.7	9.2	10.7	12.8	12.5	12.5	11.4	9.9	9.5	9.0	8.5	8.2	8.2	8.6	8.5	7.71
24	7.7	7.8	7.0	6.5	6.2	5.4	5.4	6.8	8.7	11.5	13.8	15.1	16.3	16.8	15.7	14.9	12.8	10.8	9.7	9.3	8.1	7.8	7.1	6.7	9.82
25	5.7	5.6	5.7	5.6	5.5	5.4	5.4	5.6	6.7	7.0	8.0	10.6	15.2	16.0	15.1	14.8	11.9	10.4	9.8	8.8	8.4	8.2	7.6	7.7	8.75
26	7.2	6.8	6.6	6.0	5.5	5.1	5.8	5.4	8.4	11.4	14.6	16.9	17.2	17.2	16.5	15.3	13.2	11.2	10.0	9.5	9.0	9.1	8.9	8.8	10.17
27	8.2	8.8	8.4	8.4	8.4	7.8	7.5	8.2	10.1	12.8	16.1	17.8	17.2	17.5	16.9	15.6	12.7	12.5	10.5	9.9	9.5	9.2	8.9	8.2	11.22
28	7.8	7.8	7.4	7.2	7.1	7.0	7.0	8.1	8.9	12.7	16.0	17.8	18.2	18.8	17.3	15.5	12.9	11.0	10.7	10.8	11.0	10.7	10.7	10.4	11.85
29	10.1	10.0	9.7	9.4	9.4	9.8	9.2	9.4	9.0	8.9	8.4	8.9	9.2	9.9	9.6	8.9	8.5	8.4	8.2	8.2	8.1	8.2	8.0	8.2	8.96
30	7.9	7.8	8.0	8.0	7.8	7.6	7.8	8.9	10.3	10.8	11.1	12.1	13.0	12.4	12.0	10.7	9.3	8.9	8.1	7.0	7.0	7.1	7.7	7.6	9.12
31	7.9	7.8	8.1	8.1	8.1	8.1	7.8	8.8	10.5	10.6	12.8	12.7	13.0	12.5	11.8	7.2	5.0	3.8	3.6	3.0	4.0	4.1	4.5	4.3	7.88
M.	7.88	7.65	7.55	7.46	7.20	7.18	7.87	8.17	9.83	10.89	12.26	13.18	13.88	13.87	12.99	12.02	10.63	9.59	9.05	8.75	8.60	8.35	8.04	7.88	9.54

November 1934 **Stündliche Lufttemperaturen** $h_t = 1.8^m$ **Zürich**

Tag	1^{30}	2^{30}	3^{30}	4^{30}	5^{30}	6^{30}	7^{30}	8^{30}	9^{30}	10^{30}	11^{30}	12^{30}	13^{30}	14^{30}	15^{30}	16^{30}	17^{30}	18^{30}	19^{30}	20^{30}	21^{30}	22^{30}	23^{30}	0^{30}	Tagesmittel
1	4.0	3.9	3.8	3.8	3.3	3.3	3.9	3.6	2.8	1.8	2.6	3.3	4.0	3.0	3.6	3.1	1.2	1.6	1.5	1.2	1.2	1.5	1.8	1.0	2.69
2	0.7	0.4	0.2	−0.3	−0.7	−0.8	−0.8	0.3	1.9	3.8	5.5	6.7	6.6	6.2	5.6	4.9	3.7	3.2	2.1	1.4	0.9	1.2	0.8	0.6	2.25
3	0.1	−0.2	−0.7	−0.8	−1.2	−1.6	−1.6	−0.2	1.6	4.3	5.8	8.1	7.2	7.8	7.2	6.0	5.2	4.8	3.8	3.5	3.4	3.4	3.8	3.5	3.05
4	3.5	3.6	3.5	3.2	2.4	1.7	1.1	1.7	3.6	6.1	8.9	10.6	12.7	11.3	10.9	9.6	7.4	6.0	5.2	4.9	3.9	3.4	3.9	2.9	5.48
5	2.6	2.0	1.8	1.8	2.5	1.1	1.0	2.1	4.4	5.6	5.1	6.6	7.2	8.0	7.9	7.5	7.0	6.6	6.6	5.6	5.6	6.0	5.2	5.1	4.78
6	4.8	4.6	4.5	4.4	4.3	4.2	4.2	5.0	6.3	7.5	7.8	7.5	7.8	8.2	8.1	8.0	7.8	7.4	6.8	6.9	7.8	7.7	6.9	5.8	6.87
7	5.5	5.7	5.8	5.7	5.5	5.2	4.6	5.1	7.3	10.4	12.2	13.2	11.2	10.9	10.2	9.4	8.5	8.4	8.3	8.2	8.2	7.8	7.2	7.5	7.98
8	7.2	6.9	6.6	6.8	6.7	4.9	4.0	3.6	2.9	2.4	2.0	2.2	2.6	3.2	3.2	3.4	3.6	3.5	3.4	3.5	3.6	3.4	3.6	3.0	4.01
9	2.4	2.0	1.5	1.4	1.0	1.0	0.7	1.4	3.0	5.0	6.6	7.4	6.8	7.0	5.8	5.2	4.5	4.2	3.7	3.4	3.4	3.2	3.8	3.7	3.65
10	3.7	3.9	3.8	3.9	4.8	4.0	4.0	4.2	4.9	6.0	7.0	7.4	8.0	7.9	8.0	7.3	6.0	5.6	4.9	4.8	4.9	4.6	5.1	5.4	5.40
11	5.8	6.1	5.8	5.0	4.6	4.5	4.6	4.9	6.1	6.5	6.5	6.5	6.6	6.4	6.6	6.4	5.7	5.1	4.9	4.7	4.6	4.7	4.9	5.0	5.52
12	5.0	4.7	4.4	4.2	4.1	4.0	3.9	4.2	5.0	5.2	7.8	9.1	8.8	8.0	7.4	7.4	5.8	4.8	3.8	2.9	2.1	2.2	1.5	2.3	4.94
13	2.4	2.4	2.1	1.9	1.5	1.6	1.2	1.4	1.9	2.3	2.9	3.7	4.4	4.2	3.7	3.0	2.2	1.8	1.8	2.2	2.2	1.9	1.7	1.7	2.34
14	1.7	1.7	1.8	1.8	1.7	1.5	1.7	2.0	2.8	2.6	2.8	3.8	4.4	4.6	5.1	4.6	3.7	3.2	2.6	2.6	2.9	2.0	1.7	2.0	2.67
15	1.6	1.3	1.2	1.3	1.3	1.5	1.8	2.2	2.6	2.8	3.0	3.2	3.2	4.5	5.0	4.8	4.6	4.6	5.7	5.2	5.8	5.5	5.8	4.8	3.45
16	4.8	3.6	2.5	2.8	1.6	0.9	0.6	0.9	2.9	6.2	8.3	9.6	10.4	11.3	10.5	9.4	9.4	9.0	8.6	8.2	7.8	7.9	7.6	7.2	6.31
17	6.5	6.0	5.4	5.6	5.4	5.3	6.0	6.7	7.4	8.3	8.9	10.8	10.7	0.9	11.0	10.4	8.4	7.0	6.3	5.9	5.5	4.7	4.2	3.7	6.71
18	3.2	3.0	2.0	1.5	1.3	1.0	0.8	1.0	1.0	1.4	2.4	4.5	7.4	7.1	6.7	6.2	5.6	5.3	5.2	5.1	4.3	4.4	4.6	4.5	3.78
19	4.6	4.5	4.4	4.4	4.4	4.2	4.4	4.6	4.7	4.8	5.2	5.3	6.0	5.6	5.8	5.7	5.5	5.4	5.2	5.2	4.8	4.8	4.7	4.8	4.94
20	4.0	3.9	3.8	3.8	3.6	3.5	3.4	3.7	4.1	4.9	4.9	4.5	5.2	4.8	4.4	4.0	3.4	3.0	3.2	3.0	2.9	2.9	2.8	2.8	3.75
21	2.6	2.1	1.7	1.3	1.1	0.4	0.1	0.0	1.5	2.7	1.7	3.5	2.6	1.8	1.6	1.7	1.0	1.8	1.7	1.5	1.4	1.2	1.0	0.9	1.55
22	0.4	0.0	−0.1	−0.2	−0.5	−1.2	−1.2	−0.8	−0.2	0.2	1.5	2.8	3.4	3.7	2.9	1.9	0.5	0.4	0.0	−0.7	−1.1	−1.0	−0.9	−1.3	0.85
23	−1.8	−2.0	−2.6	−2.8	−2.8	−3.0	−2.8	−2.5	−1.4	0.2	1.4	2.9	4.3	4.0	2.8	1.3	0.8	0.1	0.0	−0.4	−0.5	−0.9	−1.8	−1.6	−0.88
24	−2.0	−2.1	−2.2	−2.4	−2.6	−2.4	−2.8	−2.5	−2.1	−1.7	−0.6	0.7	2.4	2.9	2.7	2.8	2.1	1.8	1.9	2.0	2.2	2.8	3.0	3.1	0.28
25	3.0	3.0	3.0	3.0	3.0	2.9	2.8	2.8	2.1	2.5	3.2	3.2	4.0	4.5	4.3	3.1	1.8	1.8	0.8	0.1	−0.4	−0.7	−0.6	−1.2	2.14
26	−1.8	−1.4	−1.8	−1.9	−2.1	−2.1	−1.2	−0.8	−0.5	0.0	0.6	1.0	1.6	1.8	1.7	0.9	−0.3	−0.4	0.1	0.8	0.0	−0.2	−0.8	0.1	−0.26
27	−0.4	−0.5	−0.8	−0.5	−0.7	−1.2	−1.2	−0.9	−0.8	−0.7	0.0	1.4	1.6	1.9	1.9	2.0	1.9	1.8	1.8	1.2	1.2	1.1	1.1	1.1	0.51
28	0.0	0.9	1.0	0.9	0.9	0.8	0.8	0.7	0.7	0.9	1.2	1.5	1.6	1.5	1.5	1.5	1.1	0.8	0.7	0.7	0.6	0.4	0.5	0.6	0.94
29	−0.1	−0.2	−0.3	−0.4	−0.6	−0.8	−0.8	−0.7	−0.4	−0.3	−0.2	0.8	0.6	0.7	0.7	0.6	0.8	0.2	−0.5	−0.9	−1.1	−0.9	−0.9	−1.1	−0.28
30	−1.1	−1.8	−1.8	−1.8	−1.4	−1.4	−1.4	−1.3	−1.4	−1.0	−0.8	−0.7	−0.7	−0.8	−0.6	−0.6	−0.8	−1.4	−0.8	−0.8	−1.0	−0.9	−0.9	−0.9	−1.01
M.	2.48	2.28	2.03	1.92	1.79	1.49	1.39	1.74	2.48	3.33	4.10	5.02	5.42	5.11	5.21	4.71	3.91	3.58	3.29	3.04	2.87	2.80	2.62	2.54	3.15

Dezember 1934 **Zürich**

Tag	1^{30}	2^{30}	3^{30}	4^{30}	5^{30}	6^{30}	7^{30}	8^{30}	9^{30}	10^{30}	11^{30}	12^{30}	13^{30}	14^{30}	15^{30}	16^{30}	17^{30}	18^{30}	19^{30}	20^{30}	21^{30}	22^{30}	23^{30}	0^{30}	Tagesmittel
1	−1.0	−1.0	−1.0	−1.0	−1.0	−1.0	−1.0	−1.0	−0.8	−0.5	0.0	0.5	0.8	1.1	0.7	0.1	0.0	−0.2	−0.4	−0.3	−0.6	−0.7	−1.0	−0.9	−0.49
2	−1.4	−1.0	−1.1	−1.1	−1.1	−1.1	−1.1	−1.4	−1.0	−0.6	0.0	1.2	2.5	2.7	2.3	2.3	2.6	3.9	3.6	4.4	4.0	7.0	6.4	1.43
3	7.1	7.5	7.2	6.3	5.2	5.1	6.2	6.1	6.8	7.7	7.9	9.1	9.7	10.3	10.6	9.8	8.7	7.9	7.8	7.5	7.6	7.4	8.6	8.5	7.74
4	8.4	8.1	8.8	9.7	10.8	10.7	11.2	10.8	10.8	11.9	12.5	12.6	12.4	11.6	11.0	9.9	9.7	9.2	9.1	8.2	7.6	7.7	7.6	7.6	9.69
5	7.4	7.7	8.9	8.9	8.6	8.4	8.0	8.2	8.4	10.4	11.0	11.8	12.3	11.7	11.9	11.1	11.2	10.8	10.9	11.1	11.8	11.7	11.4	11.0	10.18
6	11.6	11.6	11.7	11.8	11.9	12.0	11.5	11.0	11.7	11.8	11.7	11.6	12.1	12.0	10.6	9.9	9.3	9.0	8.7	8.0	7.2	6.6	6.1	5.6	10.20
7	5.6	5.5	5.1	5.1	4.6	5.0	5.1	5.4	6.1	6.5	7.6	8.2	9.9	8.5	8.5	8.2	7.7	7.4	7.2	7.5	8.0	6.9	7.0	7.8	6.88
8	7.0	6.0	6.0	5.6	5.2	4.4	3.8	3.8	4.3	4.8	4.7	5.8	6.6	5.9	5.1	5.0	4.9	5.0	4.9	4.5	4.2	4.0	4.0	3.9	4.97
9	3.9	3.9	3.7	3.6	2.7	2.8	2.8	2.5	2.7	2.5	2.7	3.0	3.0	2.9	3.0	2.4	2.2	2.1	2.8	2.4	2.3	2.6	2.7	2.7	2.81
10	2.8	2.8	2.9	3.0	3.0	3.1	3.6	3.9	4.3	4.9	5.9	6.9	7.6	7.7	7.1	6.1	6.4	6.4	7.4	7.2	7.1	6.7	6.6	6.5	5.41
11	6.5	6.7	6.9	6.5	6.6	6.7	6.8	6.7	6.9	8.1	8.1	8.3	8.1	8.3	8.1	6.6	5.3	4.9	4.0	3.2	2.5	2.2	1.8	1.7	5.90
12	1.7	0.2	0.1	−0.1	0.1	0.1	0.3	0.4	0.5	0.8	1.4	1.8	2.4	3.5	3.5	3.1	3.0	4.6	4.1	3.7	3.4	3.4	2.9	2.7	1.98
13	2.1	2.0	1.1	0.7	0.6	0.3	0.2	0.5	0.6	1.0	0.8	1.7	2.2	2.4	2.2	1.9	1.8	2.2	1.9	1.9	1.8	1.6	1.3	1.2	1.42
14	1.1	0.9	0.8	0.6	0.5	0.7	0.8	1.0	0.8	1.0	1.2	1.9	2.6	2.8	2.5	2.3	1.7	1.7	1.6	1.6	1.4	1.5	1.7	1.5	1.42
15	1.6	1.8	1.9	2.0	2.3	2.6	2.9	4.1	4.1	6.5	6.6	6.2	6.4	6.4	6.5	6.8	6.2	6.2	6.9	5.8	5.8	5.8	5.8	5.7	4.81
16	5.5	5.0	4.8	4.6	4.3	4.2	4.2	4.2	4.4	4.9	5.7	7.0	7.9	7.6	7.8	6.7	6.1	6.9	6.8	6.8	6.8	6.0	5.9	5.2	5.78
17	5.4	5.2	5.0	4.1	4.2	4.0	3.4	3.0	3.7	4.9	6.9	7.0	6.6	6.2	6.0	5.5	5.2	5.1	5.2	4.5	3.5	4.1	3.9	3.4	4.88
18	3.1	3.3	3.2	3.2	3.1	2.5	1.6	1.4	1.4	1.6	1.7	2.4	3.1	4.1	4.2	4.9	4.5	4.2	4.4	4.8	5.0	6.1	6.3	6.3	3.60
19	6.7	6.8	5.3	4.7	4.8	4.8	5.5	5.4	5.2	5.9	6.7	6.9	7.8	6.6	6.2	6.3	6.5	6.9	6.1	6.4	4.6	4.1	3.4	2.9	5.64
20	2.7	2.5	2.7	2.7	2.8	2.8	2.8	3.2	3.6	4.4	4.7	5.2	6.0	6.2	6.4	6.2	5.9	5.6	5.4	5.0	5.0	4.8	4.5	4.4	4.87
21	4.2	4.2	4.2	4.1	4.0	4.2	4.0	4.1	4.4	4.6	4.7	4.5	4.4	4.4	4.6	4.6	4.6	4.6	4.6	4.6	4.6	4.5	4.5	4.4	4.40
22	4.3	4.3	4.1	4.1	4.2	4.2	4.2	4.8	4.7	5.5	5.7	5.6	5.3	5.2	4.7	3.5	2.3	1.8	1.5	1.2	0.4	0.2	0.2	0.5	3.42
23	0.8	0.7	0.8	0.8	0.9	1.0	1.3	1.8	1.6	2.3	3.0	3.8	3.9	4.1	3.9	3.5	2.6	2.5	1.5	0.6	0.6	0.4	0.8	0.6	1.78
24	0.4	−0.8	−0.7	−0.9	−0.9	−0.8	−0.6	−0.5	−0.2	0.1	0.8	1.6	1.7	1.8	1.5	1.4	1.2	0.8	1.0	1.0	0.8	0.7	0.8	0.9	0.46
25	1.0	1.1	1.2	1.2	1.2	1.3	1.3	1.4	1.8	2.5	3.2	4.1	4.7	4.6	4.6	4.0	3.6	3.3	3.3	3.3	3.0	2.7	1.9	1.9	2.59
26	2.1	1.8	0.8	0.6	0.5	0.4	0.6	0.6	0.6	0.5	0.5	0.8	1.0	1.0	0.9	1.0	1.0	1.1	1.0	1.0	1.1	1.0	1.3	1.5	0.95
27	1.8	1.9	2.3	2.5	2.9	3.4	5.3	5.5	5.8	6.5	7.8	7.1	6.3	7.0	7.5	6.4	5.7	5.4	5.2	4.7	4.4	4.2	3.6	3.7	4.87
28	3.6	3.4	3.8	3.7	3.4	2.7	2.4	2.1	2.4	3.8	3.9	4.5	4.1	4.0	4.7	3.7	3.1	2.4	1.7	1.5	1.4	1.5	1.5	1.6	2.98
29	1.1	1.6	1.5	1.5	2.1	1.9	2.8	2.9	5.4	7.1	7.8	9.1	9.6	9.0	8.6	7.6	6.9	6.6	6.2	5.7	5.6	5.5	5.9	5.5	5.81
30	5.0	4.7	4.8	4.5	4.5	4.8	4.6	4.6	5.0	6.2	7.4	6.8	8.5	7.9	7.3	6.6	6.1	5.4	4.8	4.0	3.6	3.2	3.1	3.5	5.25
31	3.5	3.4	2.9	2.6	2.7	2.7	3.2	3.1	3.9	4.7	5.4	5.8	6.2	6.2	6.2	6.8	4.9	5.2	4.2	4.5	4.8	5.0	5.1	5.3	4.50
M.	3.72	3.58	3.51	3.41	3.36	3.35	3.47	3.50	3.85	4.56	5.08	5.55	6.01	5.93	5.75	5.26	4.84	4.76	4.57	4.37	4.18	4.04	4.07	3.97	4.36

Tägliche Maxima und Minima der Lufttemperaturen

1934 — Zürich

Tag	Januar		Februar		März		April		Mai		Juni		Juli		August		September		Oktober		November		Dezember	
	Max.	Min.	Max.	Min.	Max.	Min.	Max.	Min.	Max.	Min.	Max.	Min.	Max.	Min.	Max.	Min.	Max.	Min.	Max.	Min.	Max.	Min.	Max.	Min.
1	0.6	-0.7	4.0	-5.3	0.8	-1.6	16.8	4.3	23.6	10.7	23.2	12.6	27.2	13.5	22.6	14.5	17.7	9.1	**24.6**	10.6	5.5	1.0	1.1	-1.0
2	-0.4	-1.8	-4.0	-9.2	1.8	-0.1	19.1	3.8	22.5	10.1	20.5	13.5	27.5	13.5	24.9	12.8	17.8	7.7	24.3	11.9	7.0	-0.9	7.2	**-1.6**
3	1.1	-0.8	-2.0	**-11.9**	3.3	0.7	15.9	3.1	23.3	9.1	19.0	11.1	26.1	13.7	19.3	14.5	21.9	**6.5**	22.0	12.4	8.3	-1.6	10.5	5.1
4	2.4	-0.1	-0.8	-11.3	4.5	-0.4	14.0	**-1.1**	13.7	10.3	24.2	12.3	22.3	11.4	14.6	12.3	24.8	9.9	19.4	11.0	12.7	1.1	12.7	7.5
5	2.6	-0.1	1.7	-9.2	6.2	-2.8	14.6	-0.4	19.3	8.6	14.0	10.2	25.5	**11.2**	22.2	12.3	26.2	11.2	14.9	8.1	8.2	1.0	**13.1**	7.4
6	4.9	-3.3	2.4	-8.4	9.0	**-3.0**	18.4	6.0	20.2	9.4	19.5	**8.5**	28.4	11.9	27.0	10.4	26.1	12.4	11.1	6.8	8.6	4.0	12.5	5.6
7	-3.1	-5.9	2.0	-10.2	9.3	0.4	19.2	3.8	21.0	8.9	19.5	9.2	29.4	13.3	21.9	13.3	28.8	13.6	15.4	5.2	**13.3**	4.6	10.3	4.6
8	-1.1	-6.6	1.0	-6.9	8.8	-0.6	21.5	6.2	14.8	7.5	23.9	8.7	29.2	13.6	23.4	14.3	**29.3**	12.8	14.6	4.7	7.2	2.0	7.3	3.5
9	-3.5	**-8.9**	6.3	-3.8	6.1	-2.6	11.1	5.9	16.6	**6.3**	23.4	10.2	30.7	13.7	21.2	14.5	27.7	14.0	13.2	6.5	7.5	0.7	3.9	2.1
10	-3.1	-5.6	7.3	-4.6	12.7	4.3	15.2	2.9	22.3	9.5	24.5	10.2	33.1	14.6	23.7	14.1	14.5	11.8	13.6	5.7	8.0	3.5	8.2	2.7
11	-3.6	-7.0	8.9	-1.9	11.9	4.3	21.2	6.8	26.6	10.5	24.9	10.2	**33.2**	17.4	24.7	15.6	17.8	11.8	14.5	3.5	6.8	4.5	9.2	1.7
12	5.4	-7.0	8.1	-4.6	9.3	1.7	21.2	7.9	26.3	11.5	20.3	10.1	25.8	15.6	18.8	12.7	19.7	14.2	17.7	5.2	10.0	1.4	5.0	-0.1
13	5.3	1.0	6.9	-0.9	5.5	0.9	14.9	8.4	26.5	12.1	24.6	9.4	24.7	15.6	21.0	11.7	19.7	12.6	17.7	8.7	4.8	1.2	2.7	0.2
14	7.7	-1.6	4.5	-3.9	12.1	-0.2	22.5	5.5	21.4	12.4	25.4	12.2	21.7	14.8	16.4	10.8	23.7	12.3	15.5	10.2	5.8	1.5	2.8	0.4
15	7.8	2.8	6.4	-3.1	7.3	1.3	26.3	11.1	18.4	8.4	20.6	11.5	18.1	13.6	19.5	10.5	24.2	13.5	12.6	**0.9**	6.3	1.1	7.4	1.5
16	3.5	0.7	6.5	0.4	8.7	0.8	28.7	10.7	23.6	**6.8**	24.2	10.3	22.9	13.6	23.7	**8.0**	24.8	13.8	3.8	1.4	11.3	0.6	8.2	4.2
17	4.2	-0.4	7.2	-0.2	9.1	0.2	**30.4**	12.0	14.0	8.6	28.4	10.3	26.7	12.7	26.7	10.4	24.0	14.0	9.5	3.2	11.2	3.7	7.1	2.9
18	**9.2**	2.5	2.5	1.3	9.3	1.2	21.3	12.5	16.2	8.4	**31.2**	12.2	29.9	13.2	27.3	12.4	25.2	12.1	10.3	2.7	7.6	0.8	6.3	1.3
19	9.1	3.1	2.2	0.1	10.7	1.0	21.2	10.2	23.5	8.2	30.1	15.2	27.9	16.7	27.1	12.7	18.7	12.8	8.9	2.5	6.0	4.2	7.8	2.9
20	3.1	-0.1	7.1	0.1	12.8	2.3	14.9	8.4	25.5	10.2	17.4	11.1	30.6	15.2	27.9	14.9	21.0	10.8	14.3	5.9	5.2	2.8	6.8	2.4
21	1.5	-0.4	5.0	-0.6	10.5	1.8	18.5	6.7	24.6	13.0	19.7	10.9	27.9	16.1	28.7	14.8	20.2	11.5	13.1	2.4	3.6	-0.1	4.8	4.0
22	0.7	-1.6	10.0	-2.4	10.8	1.3	17.8	7.5	26.5	12.0	25.3	12.9	27.9	14.2	28.6	16.2	21.3	10.0	13.9	3.8	4.0	-1.6	6.1	0.1
23	-1.4	-3.4	12.2	-2.4	11.7	4.4	15.7	6.3	**27.1**	12.2	29.3	13.0	19.2	14.3	**30.9**	15.6	21.0	10.2	13.0	3.5	4.3	**-8.0**	4.2	0.6
24	-2.6	-3.6	10.9	-1.3	9.1	3.7	13.8	6.5	24.5	13.3	30.7	15.9	23.8	14.5	23.4	14.0	23.6	12.9	16.8	5.3	3.1	-2.9	2.1	-1.0
25	-0.1	-4.2	13.3	1.7	10.3	5.9	14.0	4.6	25.5	9.2	25.8	16.2	19.2	12.2	21.3	13.1	22.6	13.1	16.0	5.3	5.2	-1.2	4.7	0.9
26	0.0	-4.6	**13.7**	0.1	13.0	4.6	16.6	3.8	24.2	11.3	21.6	14.2	24.2	10.8	18.5	13.9	22.9	10.6	17.5	4.8	1.9	-2.2	2.1	0.5
27	4.6	-2.0	10.8	-0.2	13.9	0.9	20.9	6.6	19.9	8.4	25.5	13.7	23.9	16.4	16.4	14.1	26.0	12.6	18.1	7.1	2.0	-1.2	7.6	1.5
28	4.0	-0.1	3.7	-1.4	13.0	1.2	18.3	6.6	24.2	6.4	27.4	12.7	23.2	14.0	23.8	14.4	24.9	11.6	18.7	7.0	1.7	0.4	4.8	1.5
29	3.6	-1.1			15.4	1.3	24.1	6.1	26.3	9.6	17.4	11.6	27.6	14.1	18.8	10.4	24.9	13.6	10.1	8.0	0.8	-1.1	10.1	1.1
30	1.2	-0.9			17.3	2.1	27.2	10.9	26.1	10.0	25.5	14.3	30.0	15.1	21.0	10.2	24.2	12.2	13.2	7.0	-0.5	-1.4	8.7	3.1
31	0.3	-2.0			**18.3**	3.9			21.6	13.5			27.7	14.8	14.7	9.8			13.2	3.0			6.3	2.7
Mittl. Max.	2.06		5.64		9.76		19.18		22.25		23.57		26.31		22.58		22.84		14.89		6.25		6.83	
Mittl. Min.	-2.05		-3.57		1.25		6.45		9.87		11.81		14.04		12.88		11.84		5.95		0.76		2.21	
Differenz	4.11		9.21		8.51		12.73		12.38		11.76		12.27		9.70		11.00		5.94		5.49		4.62	
Abs. Max.	9.2		13.7		18.3		30.4		27.1		31.2		33.2		30.9		29.3		24.6		13.3		13.1	
Abs. Min.	-8.9		-11.9		-3.0		-1.1		6.3		8.5		11.2		8.0		6.5		0.9		-3.0		-1.5	
Differenz	18.1		25.6		21.3		31.5		20.8		22.7		22.0		22.9		22.8		23.7		16.3		14.6	

Uebersicht über den täglichen Gang der Temperatur

1934 — Zürich

Abweichungen vom Monatsmittel.

	Mittel	1^{30}	2^{30}	3^{30}	4^{30}	5^{30}	6^{30}	7^{30}	8^{30}	9^{30}	10^{30}	11^{30}	12^{30}	13^{30}	14^{30}	15^{30}	16^{30}	17^{30}	18^{30}	19^{30}	20^{30}	21^{30}	22^{30}	23^{30}	0^{30}
Jan.	-0.36	-0.18	-0.48	-0.52	-0.68	-0.84	-0.87	-0.86	**-0.91**	-0.58	-0.10	0.30	0.96	1.13	**1.38**	1.15	0.75	0.30	0.13	-0.02	0.05	0.15	-0.01	-0.17	-0.18
Febr.	0.25	-1.89	-2.14	-2.40	-2.62	-2.88	-3.07	**-3.09**	-2.73	-1.61	0.11	1.75	3.52	4.19	**4.69**	4.37	3.76	2.61	1.43	0.54	-0.02	-0.46	-0.91	-1.38	-1.71
März	4.81	-1.96	-2.24	-2.50	-2.57	-2.73	**-2.91**	-2.54	-1.86	-0.55	0.70	1.96	3.00	3.10	**3.67**	3.46	3.06	2.49	1.52	0.64	0.14	-0.46	-0.79	-1.16	-1.48
April	11.87	-3.37	-3.83	-4.21	-4.56	-4.95	**-4.97**	-4.10	-2.47	-0.41	1.44	2.98	4.46	5.59	5.85	**5.98**	5.43	4.36	2.80	1.02	-0.08	-0.81	-1.50	-2.08	-2.70
Mai	15.35	-3.42	-3.93	-4.40	-4.82	**-5.05**	-4.50	-3.31	-1.88	0.23	2.00	3.13	4.20	4.34	5.19	**5.34**	5.16	4.57	3.16	1.48	0.10	-0.86	-1.68	-2.32	-2.78
Juni	16.73	-3.33	-3.70	-4.05	**-4.40**	-4.28	-3.59	-2.26	-0.99	0.77	2.40	3.59	4.26	**4.91**	4.82	4.84	3.94	3.71	2.20	0.73	-0.79	-1.34	-1.96	-2.49	-2.92
Juli	19.30	-3.53	-3.92	-4.25	-4.59	**-4.71**	-4.18	-2.69	-1.19	0.80	2.38	3.60	4.56	4.82	5.36	**5.64**	4.68	4.05	2.36	0.70	-0.70	-1.45	-2.07	-2.56	-3.02
Aug.	16.75	-2.46	-2.78	-2.93	-2.94	**-3.21**	-3.03	-2.35	-1.18	0.18	1.58	2.76	3.66	3.90	4.15	**4.25**	3.80	3.38	1.90	-0.14	-0.92	-1.31	-1.88	-2.10	-2.33
Sept.	16.11	-2.95	-3.17	-3.38	-3.60	-3.69	**-3.73**	-3.15	-2.09	-0.44	1.74	3.21	4.48	5.38	**5.68**	5.34	4.88	3.35	1.16	-0.25	-0.86	-1.39	-1.73	-2.14	-2.48
Okt.	9.54	-1.66	-1.89	-1.99	-2.11	-2.34	**-2.41**	-2.17	-1.37	-0.21	1.34	2.72	3.59	**4.14**	3.83	3.45	2.48	1.09	0.05	-0.49	-0.79	-0.94	-1.19	-1.50	-1.66
Nov.	3.13	-0.65	-0.85	-1.10	-1.21	-1.40	-1.70	**-1.74**	-1.39	-0.65	0.20	0.97	1.89	**2.29**	1.98	2.08	1.58	0.78	0.45	0.16	-0.09	-0.26	-0.33	-0.51	-0.59
Dez.	4.36	-0.64	-0.78	-0.85	-0.95	-1.00	**-1.01**	-0.89	-0.86	-0.51	0.20	0.72	1.19	**1.65**	1.57	1.39	0.90	0.48	0.40	0.21	0.01	-0.18	-0.32	-0.29	-0.39

Januar 1934 **Stündliche Barometerstände (700 mm +)** Zürich

Tag	1^{30}	2^{30}	3^{30}	4^{30}	5^{30}	6^{30}	7^{30}	8^{30}	9^{30}	10^{30}	11^{30}	12^{30}	13^{30}	14^{30}	15^{30}	16^{30}	17^{30}	18^{30}	19^{30}	20^{30}	21^{30}	22^{30}	23^{30}	0^{30}	Tagesmittel
1	21.2	21.6	21.5	21.5	21.6	21.8	22.2	22.5	22.9	22.9	22.8	22.6	22.3	22.3	22.4	22.3	22.5	22.5	22.4	22.4	22.4	22.3	22.0	21.7	22.19
2	21.6	21.6	21.6	21.8	21.1	21.0	21.1	21.3	21.4	21.3	21.3	20.8	20.5	20.1	19.8	19.7	19.6	19.7	19.7	19.6	19.7	19.7	19.7	19.3	20.52
3	19.1	19.1	19.0	18.7	18.7	18.9	19.1	19.4	19.7	20.0	19.9	19.8	19.9	20.0	20.0	20.3	20.4	20.4	20.7	21.0	21.1	21.3	21.5	21.6	19.98
4	21.6	21.9	21.8	21.7	21.5	21.7	21.9	22.2	22.5	22.6	22.6	22.2	21.9	21.8	22.0	22.1	22.0	22.1	22.1	22.2	21.9	21.8	21.6	21.5	21.96
5	21.5	21.7	21.7	21.5	21.2	21.3	21.4	21.6	21.8	21.8	21.6	21.2	20.7	20.3	20.5	20.6	20.8	21.3	22.1	23.0	23.8	24.8	25.5	26.3	22.00
6	27.0	27.4	28.3	28.6	29.0	29.2	29.5	29.8	30.5	30.9	30.9	30.7	30.5	30.4	30.7	31.0	31.3	31.2	31.5	32.1	**32.2**	32.1	**32.2**	32.0	30.38
7	31.8	31.7	31.6	31.1	31.0	31.1	31.1	31.2	31.1	30.9	30.5	29.8	29.2	28.8	28.5	28.4	28.2	28.1	28.1	28.1	28.1	27.8	27.6	27.4	29.68
8	27.0	27.0	26.6	26.5	26.3	26.1	25.8	26.2	26.1	26.1	25.7	25.3	24.8	24.5	24.5	24.3	24.4	24.4	24.6	24.7	25.0	25.0	24.9	25.0	25.45
9	25.0	25.4	25.5	25.6	25.6	25.7	26.1	26.5	27.0	27.2	27.0	26.7	26.7	26.5	26.7	27.0	27.4	27.6	27.8	27.8	27.8	27.8	27.8	27.8	26.75
10	27.9	28.0	28.2	27.9	28.0	28.2	28.5	28.8	29.0	29.0	28.8	28.4	28.1	27.6	27.8	27.7	27.9	27.8	27.9	28.0	27.9	27.6	27.3	27.0	28.05
11	26.8	26.5	26.3	25.9	25.6	25.6	25.6	25.5	25.5	25.4	24.9	24.1	23.5	23.1	23.1	23.1	22.9	22.9	22.8	22.6	22.5	22.6	22.0	21.0	24.16
12	21.0	21.0	20.4	20.0	19.5	19.4	19.1	18.6	18.0	17.5	16.5	15.7	15.3	14.8	14.0	13.6	12.9	12.4	12.0	11.9	12.2	12.6	12.8	12.8	15.98
13	12.4	13.2	13.8	14.5	14.9	15.5	16.1	16.8	17.5	18.3	18.6	18.8	18.9	19.2	19.4	19.7	20.0	20.0	20.3	20.4	20.1	19.9	19.8	19.4	17.81
14	18.9	18.5	17.7	16.5	16.1	15.6	15.3	14.8	14.4	14.0	13.7	13.0	12.2	11.6	11.6	11.6	11.1	11.0	10.5	09.1	09.6	09.4	09.8	09.0	13.12
15	08.0	09.1	10.3	11.1	11.7	12.1	12.8	13.7	13.7	13.5	13.4	13.1	13.0	13.0	13.2	13.8	14.4	14.8	14.2	13.8	13.2	12.2	11.6	11.3	12.58
16	11.6	12.0	12.7	13.0	12.8	12.8	13.7	14.6	15.4	16.4	17.0	17.6	18.6	19.5	20.1	20.6	21.1	21.8	22.8	23.6	24.1	24.8	25.3	25.5	18.28
17	25.7	26.0	26.2	26.0	26.0	26.0	26.1	26.1	26.0	26.0	25.5	24.9	24.2	23.6	23.6	23.4	23.2	23.0	23.1	23.0	22.9	22.4	22.3	22.4	24.49
18	22.2	22.6	22.2	22.0	22.0	21.6	21.4	21.4	21.6	22.0	21.8	21.2	20.6	20.4	20.3	20.2	20.2	20.2	20.3	20.4	20.1	19.7	19.5	19.2	20.96
19	18.8	18.5	18.3	18.0	17.7	17.6	17.2	17.2	17.6	18.0	18.3	18.2	17.9	17.9	18.1	18.2	18.3	18.3	18.5	18.4	18.6	18.6	18.7	18.8	18.15
20	19.3	19.7	20.0	20.1	20.4	20.8	21.4	22.0	22.6	23.1	23.3	23.3	23.1	23.4	23.8	24.3	24.8	25.3	25.9	26.2	26.6	26.9	26.9	27.8	23.35
21	27.1	27.2	27.3	27.6	27.6	27.9	28.2	28.5	28.9	29.1	29.3	29.0	28.8	28.9	29.2	29.5	29.9	30.0	30.3	30.4	30.4	30.6	30.6	30.5	29.09
22	30.6	30.7	30.8	30.8	31.0	31.4	31.6	31.8	32.0	31.9	31.6	31.5	31.4	31.4	31.4	31.6	31.8	31.8	31.9	31.7	31.6	31.6	31.6	31.7	31.48
23	31.5	31.5	31.4	31.3	31.2	31.4	31.6	31.8	31.9	32.0	32.0	31.5	31.0	30.8	30.7	30.8	31.2	31.3	31.4	31.4	31.1	31.1	31.1	30.7	31.92
24	30.0	29.6	29.2	28.8	28.7	28.8	28.9	29.2	29.1	29.1	29.0	28.4	27.9	27.9	27.9	28.0	28.2	28.2	28.3	28.3	28.3	28.5	28.8	29.0	28.67
25	29.2	29.6	29.8	30.0	30.3	30.6	30.6	31.0	31.1	31.4	31.4	31.0	30.7	30.5	30.4	30.3	30.4	30.4	30.6	30.6	30.9	30.8	30.9	30.7	30.55
26	30.8	30.9	31.0	31.2	31.3	31.1	31.5	31.6	31.8	31.9	31.6	31.2	30.5	30.2	30.2	30.2	30.2	30.4	30.5	30.4	30.4	30.2	29.9	29.6	30.78
27	29.3	29.0	28.7	27.7	27.6	27.3	27.2	27.2	27.4	27.6	27.4	26.5	25.7	25.2	24.8	24.4	24.2	23.8	23.8	23.7	23.4	23.8	23.8	24.0	25.98
28	23.9	23.9	23.6	23.6	23.7	23.8	23.8	24.1	24.8	24.4	24.5	24.0	23.4	23.3	23.4	23.4	23.6	23.6	23.5	23.4	23.1	23.1	22.9	22.8	23.68
29	22.6	22.6	22.6	22.6	22.6	22.6	22.8	23.2	23.5	23.8	24.0	23.7	23.6	23.8	24.0	24.2	24.5	24.5	24.5	24.5	24.5	24.5	24.5	24.6	23.69
30	24.6	24.6	24.6	24.6	24.6	24.6	24.8	25.1	25.5	25.9	26.1	25.9	25.7	25.6	25.7	25.8	26.2	26.4	26.7	26.7	27.0	26.9	27.1	27.1	25.74
31	27.1	27.1	27.1	27.2	27.5	27.5	27.6	27.7	27.7	28.0	27.9	27.3	26.7	26.2	25.8	25.6	25.5	25.2	24.4	24.2	23.6	22.9	22.6	21.9	26.01
M.	23.75	23.84	23.86	23.77	23.77	23.84	24.00	24.24	24.44	24.58	24.49	24.12	23.78	23.63	23.66	23.72	23.84	23.88	23.97	23.99	24.00	23.98	23.94	23.85	23.96

Februar 1934 Zürich

Tag	1^{30}	2^{30}	3^{30}	4^{30}	5^{30}	6^{30}	7^{30}	8^{30}	9^{30}	10^{30}	11^{30}	12^{30}	13^{30}	14^{30}	15^{30}	16^{30}	17^{30}	18^{30}	19^{30}	20^{30}	21^{30}	22^{30}	23^{30}	0^{30}	Tagesmittel
1	21.8	20.8	18.2	16.7	15.8	14.2	13.4	13.1	12.9	13.1	13.1	13.2	13.8	13.5	13.9	14.6	15.3	15.8	16.5	17.0	17.7	18.3	19.0	19.2	15.86
2	19.6	20.1	20.6	20.8	21.0	21.2	21.2	21.7	22.1	22.3	22.4	22.8	22.0	21.7	21.7	21.8	22.0	22.2	22.3	22.7	23.0	22.9	22.7	23.0	21.82
3	23.0	23.3	23.2	22.8	23.5	23.7	23.5	23.5	23.8	24.2	24.0	23.6	23.0	22.7	22.7	22.6	22.6	22.8	23.0	23.1	23.2	23.1	23.1	22.8	23.20
4	22.6	22.3	21.8	21.5	21.0	21.0	20.9	20.8	20.8	20.6	20.5	20.0	19.4	19.2	19.1	19.2	19.1	19.2	19.7	19.8	20.2	20.0	19.9	19.8	20.35
5	19.6	19.6	19.5	19.3	19.3	19.5	20.0	20.3	20.4	20.1	20.0	19.7	19.5	19.3	19.7	20.0	20.4	20.8	21.2	21.3	21.2	20.9	20.9	21.0	20.17
6	21.0	21.1	21.2	21.3	21.6	21.5	21.8	22.2	22.5	22.9	23.0	22.9	22.7	22.5	22.3	22.5	22.9	23.3	24.1	24.2	24.3	24.4	24.4	24.5	22.78
7	24.8	24.7	24.5	24.5	24.3	24.5	24.6	25.3	25.4	25.5	25.5	25.1	24.6	24.3	24.3	24.3	24.5	24.7	24.9	24.9	24.9	24.8	24.7	24.8	24.77
8	24.5	23.8	23.6	22.9	22.9	22.5	22.6	22.7	22.6	23.0	23.3	23.2	22.9	22.6	23.2	23.8	24.7	25.5	26.0	26.4	26.7	26.9	27.7	28.2	24.28
9	28.6	29.0	29.2	29.4	29.7	30.1	30.6	31.0	31.3	31.4	31.2	30.7	30.2	30.0	29.6	29.6	29.6	29.7	29.8	29.8	29.5	29.1	28.7	28.6	29.85
10	28.3	27.9	27.6	27.5	27.7	27.9	27.9	28.2	28.0	28.1	28.0	27.4	26.6	26.2	26.0	26.3	26.5	26.7	27.0	27.1	27.2	27.3	27.3	27.6	27.35
11	27.8	28.1	28.1	28.4	28.4	28.6	28.9	29.3	29.7	30.2	30.2	29.6	29.3	29.2	29.3	29.1	29.3	29.7	30.0	30.2	30.5	30.5	30.7	30.8	29.41
12	30.9	30.9	30.9	31.2	31.2	31.4	31.7	32.2	32.4	32.4	32.6	32.0	31.7	31.3	31.1	31.1	31.4	31.6	31.8	32.0	32.0	32.0	32.3	32.4	31.69
13	32.5	32.4	32.2	32.4	32.6	32.8	33.1	33.4	33.8	34.1	34.4	34.1	33.6	33.3	33.4	33.6	33.7	34.0	34.4	34.2	34.0	34.1	34.1	34.1	33.51
14	34.0	34.2	34.2	34.2	34.4	34.7	34.9	35.3	35.4	35.8	**38.0**	**36.0**	35.9	35.5	35.0	35.0	35.1	35.2	35.2	35.2	35.0	34.7	34.7	34.4	35.00
15	34.2	34.3	34.0	34.0	33.1	32.6	32.2	32.5	32.7	33.1	32.9	32.6	32.7	32.4	32.7	33.0	33.4	33.8	34.1	34.9	35.2	35.0	34.9	34.7	33.56
16	34.6	34.7	34.9	33.7	33.6	33.7	33.7	33.9	34.0	34.5	34.2	33.6	33.2	32.7	32.8	32.9	32.9	32.8	32.9	33.0	33.1	33.2	33.0	32.7	33.49
17	32.2	32.0	31.8	31.7	32.0	31.8	32.1	32.3	32.4	32.4	32.6	32.2	32.0	31.8	31.6	31.4	31.4	31.8	32.1	32.5	32.8	32.2	31.8	31.8	32.01
18	31.9	32.1	31.8	31.6	31.7	31.7	32.0	32.4	32.5	32.4	32.4	32.4	32.1	31.6	31.5	31.5	31.6	31.8	31.8	31.6	31.8	31.2	30.9	30.6	31.77
19	30.2	29.9	29.6	29.6	29.6	29.3	29.5	30.1	30.4	30.5	30.6	30.7	30.3	30.5	30.6	30.4	30.5	30.4	31.0	31.2	31.4	31.5	31.4	31.4	30.44
20	30.8	31.0	30.4	30.8	30.5	30.4	30.6	30.8	30.8	31.2	30.7	30.5	30.2	29.6	29.5	29.5	29.5	29.8	30.1	30.2	30.5	30.2	30.1	30.0	30.30
21	29.8	29.2	28.6	29.0	28.9	28.4	28.8	29.0	29.3	29.6	29.8	29.6	29.5	29.2	29.2	29.1	29.2	29.6	29.9	30.1	30.4	30.4	30.3	30.2	29.44
22	30.4	30.3	30.1	29.7	29.7	29.7	29.6	29.6	29.8	29.4	29.2	28.8	28.3	27.7	27.6	27.6	27.6	27.7	27.7	27.9	27.9	27.9	27.8	27.9	28.74
23	27.6	27.6	27.2	27.2	27.2	27.2	27.4	27.4	27.2	27.2	27.1	26.6	26.0	25.6	25.2	24.9	24.8	24.9	25.0	25.0	25.0	25.2	25.0	25.0	26.19
24	25.0	24.9	24.8	24.7	24.6	24.4	24.5	24.6	24.8	24.1	24.0	23.6	23.1	22.7	22.4	22.1	21.9	21.8	21.7	21.7	21.5	21.3	21.2	21.0	23.16
25	21.0	20.7	20.6	20.5	20.4	20.4	20.2	20.2	20.1	19.9	19.7	19.1	18.7	18.1	17.9	17.8	17.6	17.8	17.7	17.8	17.8	17.9	17.7	17.7	19.05
26	17.7	17.5	17.3	16.9	16.8	16.8	16.3	16.0	15.8	15.5	14.9	14.1	13.3	12.5	11.8	11.3	10.9	10.5	10.0	09.5	09.0	08.5	07.9	07.5	13.26
27	07.0	06.8	06.3	05.7	05.5	05.0	04.5	04.3	04.6	04.5	05.0	04.8	04.2	03.6	03.4	**03.0**	**03.0**	03.1	03.5	04.0	04.4	05.3	06.8	06.7	04.77
28	07.5	08.1	08.5	08.8	09.0	09.1	09.3	09.7	09.9	10.1	10.2	10.8	10.2	10.2	10.4	10.4	10.0	10.7	11.3	11.5	11.6	11.2	11.1	11.1	10.03
M.	25.66	25.62	25.38	25.29	25.20	25.15	25.21	25.42	25.52	25.65	25.64	25.58	24.95	24.64	24.57	24.58	24.71	24.94	25.17	25.31	25.39	25.26	25.24	25.24	25.22

März 1934 — Stündliche Barometerstände (700 mm +) — Zürich

Tag	1^{30}	2^{30}	3^{30}	4^{30}	5^{30}	6^{30}	7^{30}	8^{30}	9^{30}	10^{30}	11^{30}	12^{30}	13^{30}	14^{30}	15^{30}	16^{30}	17^{30}	18^{30}	19^{30}	20^{30}	21^{30}	22^{30}	23^{30}	0^{30}	Tagesmittel
1	10.7	10.4	09.8	09.8	09.7	09.4	09.7	09.5	09.4	09.1	08.9	08.7	08.4	07.8	07.9	07.8	08.2	08.3	08.8	08.9	09.2	09.5	09.8	10.1	09.16
2	10.4	10.4	10.5	10.9	11.2	11.6	12.2	12.8	13.5	13.8	13.8	14.1	14.2	14.1	14.4	14.8	15.4	15.8	16.4	16.7	17.3	17.6	17.8	18.1	14.08
3	18.1	18.3	18.4	18.6	18.9	19.1	19.5	19.7	20.0	20.2	20.4	20.4	20.4	20.3	20.2	20.5	20.9	21.2	21.7	22.0	22.3	22.5	22.7	22.9	20.38
4	23.1	23.0	23.3	23.4	23.7	23.9	24.6	24.5	24.6	24.7	24.8	24.4	24.2	24.0	23.9	23.8	23.8	24.0	24.2	23.9	23.7	23.6	23.2	22.9	23.87
5	22.4	21.8	21.2	21.0	20.9	20.6	20.6	20.6	20.4	20.3	20.0	19.6	19.1	18.6	18.3	18.3	18.3	18.3	18.3	18.3	18.5	18.3	18.4	18.2	19.60
6	18.2	17.9	17.7	17.7	17.5	17.5	17.5	17.6	17.4	17.4	17.0	16.6	15.9	15.4	14.8	14.6	14.4	14.2	14.2	14.2	14.2	13.8	13.5	13.1	15.93
7	12.4	11.9	11.5	11.1	10.8	10.5	10.6	10.6	10.8	11.0	11.0	10.8	10.4	10.7	11.5	12.2	13.2	14.0	14.8	15.6	16.3	16.7	16.9	17.0	12.60
8	17.2	17.2	16.9	17.0	17.2	17.4	17.5	18.0	18.4	18.5	18.6	18.3	17.8	17.5	17.2	16.9	16.9	16.9	16.9	16.6	16.7	16.5	16.4	16.2	17.28
9	15.8	15.8	15.6	15.3	15.4	15.1	14.9	14.7	14.4	13.9	13.6	13.2	13.0	12.5	12.2	12.0	11.8	11.9	12.1	12.2	12.3	12.5	12.8	13.0	13.58
10	13.2	13.0	13.0	13.2	13.0	12.8	12.7	13.0	13.0	12.6	12.5	11.9	11.8	10.8	10.2	10.0	09.9	10.1	10.2	10.4	10.6	10.2	10.0	10.0	11.57
11	09.8	09.6	09.2	09.2	09.8	09.4	09.6	09.8	08.7	08.2	07.6	07.0	05.9	04.6	04.5	04.6	04.2	04.8	04.7	04.2	03.9	03.2	02.4	02.3	06.51
12	02.0	01.3	00.1	99.5	99.2	98.9	99.1	99.8	99.6	99.5	99.8	00.6	00.5	00.2	00.0	99.7	99.9	00.1	01.3	02.5	03.6	04.4	04.6	04.8	00.87
13	05.1	05.5	05.4	05.4	05.7	05.9	06.5	06.5	06.6	06.7	06.7	06.5	06.5	06.2	06.1	05.9	05.9	06.0	06.4	06.8	07.3	07.6	08.2	08.5	06.40
14	09.0	09.0	09.0	09.1	09.2	09.4	09.6	09.9	10.3	10.4	10.0	09.6	09.0	08.2	07.6	07.3	06.8	06.4	06.1	06.0	05.9	04.8	04.2	03.8	07.94
15	03.9	03.9	03.7	03.6	03.4	03.4	03.7	03.6	04.0	04.9	04.7	05.0	04.8	04.9	05.0	04.6	04.5	04.6	05.0	05.1	05.2	05.6	05.8	06.1	04.52
16	06.3	06.7	07.0	07.4	07.6	08.0	08.4	08.7	09.1	09.4	09.4	09.5	09.2	08.8	08.9	08.5	08.6	08.6	08.6	08.6	08.5	07.8	07.1	06.4	08.21
17	05.6	04.6	03.8	02.9	02.5	02.1	02.5	02.8	02.8	02.8	01.6	01.3	00.4	99.9	00.1	00.0	99.9	00.0	99.8	00.0	99.7	99.8	99.5	99.3	01.88
18	99.0	99.0	99.2	99.3	00.2	01.1	01.8	02.5	03.3	04.1	04.3	04.8	05.6	06.1	06.4	06.8	07.1	08.0	08.8	09.4	09.8	10.1	10.4	10.8	04.91
19	11.1	11.5	11.7	12.2	12.6	13.1	12.9	12.9	13.0	12.8	12.8	12.6	12.4	12.0	11.3	11.2	10.9	10.5	10.3	10.2	09.8	09.0	09.4	09.6	11.52
20	09.8	09.8	09.2	09.6	09.4	09.7	09.8	09.9	09.8	09.6	09.1	08.4	07.7	08.7	10.6	11.5	11.4	11.6	11.8	12.2	12.4	12.5	12.2	11.8	10.36
21	12.1	12.2	12.0	12.0	11.8	12.4	12.9	13.4	13.9	14.4	15.1	15.4	15.5	15.5	15.6	15.6	15.8	16.1	16.2	16.4	16.5	16.4	16.2	14.58
22	16.4	16.4	16.4	16.6	16.6	16.9	17.3	17.5	17.6	17.9	17.9	17.6	17.3	17.0	16.7	16.6	16.8	17.4	17.8	18.2	18.5	18.7	18.7	18.6	17.38
23	18.8	18.7	18.8	18.8	19.0	19.4	19.8	20.1	20.4	20.8	19.9	19.5	19.3	19.1	19.0	19.1	19.5	19.8	20.0	20.1	20.1	19.9	19.6	19.5	19.52
24	19.2	18.9	18.8	18.6	18.7	18.8	18.8	18.6	18.7	18.7	18.6	18.2	18.0	17.7	17.6	18.0	18.4	18.8	19.0	19.4	19.5	19.7	19.9	20.0	18.77
25	20.2	20.2	20.2	20.4	20.6	21.0	21.2	21.3	21.6	21.7	21.7	21.7	21.7	21.4	21.1	21.1	20.8	20.8	20.9	20.9	20.8	20.6	20.4	20.2	20.94
26	20.0	19.7	19.6	19.5	19.6	19.7	19.8	20.1	20.1	20.1	20.0	19.6	19.4	18.9	18.5	18.2	18.1	17.9	17.9	17.9	17.9	17.9	17.7	17.8	19.00
27	17.8	17.6	17.4	17.6	17.4	17.4	17.8	17.2	17.2	17.2	17.0	16.8	16.5	16.0	15.8	15.7	15.9	16.2	16.5	16.5	16.6	16.4	16.1	16.0	16.75
28	16.1	15.9	15.9	16.1	16.2	16.1	15.9	15.8	15.8	15.4	14.8	14.4	13.8	13.4	12.9	12.5	12.5	12.6	12.8	12.8	12.5	12.0	12.0	11.6	14.14
29	11.4	10.8	10.6	10.8	10.4	10.4	10.5	10.4	10.2	10.1	09.8	09.2	08.8	08.5	08.1	08.0	08.0	08.2	08.5	08.9	09.1	09.1	09.2	09.3	09.49
30	09.4	09.7	09.8	09.9	10.0	10.3	10.6	10.7	10.9	10.9	10.6	10.4	10.2	09.9	09.7	09.5	09.7	09.8	10.3	10.6	11.0	11.2	11.4	11.6	10.54
31	11.4	11.5	11.5	11.7	11.9	12.3	12.7	12.8	12.8	12.9	12.6	12.3	12.1	11.8	11.6	11.4	11.4	11.7	12.1	12.5	12.9	12.9	12.9	12.9	12.19
M.	12.27	12.65	12.49	12.52	12.57	12.70	12.90	13.05	13.16	13.17	13.05	12.84	12.55	12.27	12.18	12.15	12.22	12.40	12.65	12.83	12.98	12.94	12.89	12.86	12.70

April 1934 — Zürich

Tag	1^{30}	2^{30}	3^{30}	4^{30}	5^{30}	6^{30}	7^{30}	8^{30}	9^{30}	10^{30}	11^{30}	12^{30}	13^{30}	14^{30}	15^{30}	16^{30}	17^{30}	18^{30}	19^{30}	20^{30}	21^{30}	22^{30}	23^{30}	0^{30}	Tagesmittel
1	12.6	12.9	12.8	12.7	12.9	13.0	13.8	13.5	13.7	13.6	13.4	13.1	12.8	12.2	11.7	11.5	11.4	11.4	11.6	11.7	11.9	11.9	12.0	11.9	12.48
2	11.9	11.8	11.9	11.8	12.1	12.5	12.9	13.2	13.2	13.2	13.0	12.8	12.5	12.2	11.8	11.9	12.1	12.5	12.8	13.2	13.2	13.7	13.7	13.7	12.65
3	13.9	14.0	14.2	14.2	14.3	14.7	15.0	15.3	15.3	15.1	14.9	14.8	14.5	14.2	14.2	14.0	14.2	14.4	14.8	15.2	15.4	15.6	15.6	15.6	14.78
4	15.4	15.3	14.9	14.7	14.6	14.7	14.6	14.4	14.2	13.8	13.4	12.7	12.1	11.4	10.9	10.7	10.7	10.7	10.9	10.8	10.9	10.8	10.8	10.8	12.67
5	10.4	10.1	10.0	09.8	10.0	10.2	10.8	10.4	10.2	10.1	09.8	09.5	09.2	08.9	08.8	08.7	08.8	09.3	09.6	10.1	10.3	10.3	10.5	10.7	09.84
6	10.6	10.6	10.7	10.6	10.5	11.0	11.1	11.1	11.1	11.0	10.8	10.4	10.1	09.6	09.0	08.8	08.8	08.8	09.1	09.2	09.2	09.3	09.6	09.6	10.02
7	09.6	09.6	09.7	09.8	09.9	10.0	10.1	10.1	10.0	09.9	09.5	08.9	08.5	08.1	07.6	07.4	07.1	07.2	07.4	07.3	07.2	07.3	07.0	06.9	08.59
8	06.6	06.2	05.7	05.5	05.4	05.6	05.8	06.0	06.0	05.9	05.8	05.6	05.5	05.4	05.4	05.5	05.5	05.2	05.2	05.4	05.0	04.9	05.2	05.7	05.58
9	05.5	05.8	05.9	05.4	05.7	05.9	06.4	07.3	07.7	07.9	07.8	07.7	07.5	07.6	08.0	08.3	09.4	10.5	11.4	12.4	12.9	13.0	13.2	13.6	08.84
10	13.6	13.8	13.9	13.8	13.7	13.8	14.0	14.2	14.3	14.2	14.0	13.7	13.4	13.2	12.9	12.8	12.8	13.2	13.4	14.0	14.3	14.5	14.5	14.7	13.78
11	14.6	14.5	14.4	14.1	14.2	14.2	14.3	14.1	14.1	13.8	13.4	12.9	12.5	12.0	11.6	11.4	11.6	11.6	11.7	12.0	12.0	12.1	12.5	12.7	13.01
12	12.9	13.0	13.1	13.3	13.7	14.0	14.4	14.7	15.2	15.6	15.6	15.6	15.0	15.2	14.9	15.0	15.0	15.4	16.2	16.8	17.2	17.8	18.3	18.8	15.30
13	19.0	19.2	19.4	19.8	19.7	20.4	20.5	20.9	21.1	20.9	20.8	20.7	20.7	20.8	20.2	20.2	20.4	20.6	20.7	21.0	21.1	21.2	21.2	21.2	20.46
14	21.2	21.0	21.2	21.3	21.7	22.1	22.5	22.7	22.8	22.8	22.5	22.2	21.9	21.8	21.6	21.7	21.8	22.1	22.4	22.7	23.0	23.2	23.5	23.7	22.28
15	24.0	24.1	24.2	24.4	24.6	25.0	25.2	24.9	24.9	24.8	24.4	23.9	23.5	23.1	23.0	22.8	22.8	22.8	23.0	23.4	23.6	23.4	23.6	23.8	23.88
16	23.6	23.8	23.8	23.9	24.0	24.0	24.6	24.6	24.5	24.3	24.0	23.6	23.1	22.6	22.2	22.0	21.8	21.8	22.0	22.2	22.2	22.1	22.0	21.8	23.12
17	21.6	21.4	21.0	20.8	20.6	20.6	20.4	20.0	19.6	19.5	18.8	17.6	16.8	16.3	15.9	14.7	14.3	14.0	14.1	14.4	14.1	13.8	13.6	13.1	17.36
18	12.6	12.1	11.9	12.3	13.4	14.4	15.1	15.2	15.1	15.0	15.1	15.1	15.2	15.2	15.2	15.2	15.4	15.8	16.1	16.8	17.1	17.3	17.4	17.5	15.08
19	17.4	17.4	17.4	17.2	17.1	16.8	16.8	17.0	17.1	17.2	17.2	16.8	16.2	15.8	15.4	15.2	15.1	15.2	15.9	16.4	16.8	17.3	17.8	18.2	16.70
20	18.4	18.4	18.5	18.4	18.6	18.9	19.0	18.9	19.2	19.6	19.8	19.6	19.3	19.6	20.1	20.2	20.4	20.6	21.1	21.5	21.7	21.8	22.1	22.0	19.91
21	21.9	21.9	21.7	21.6	21.6	21.6	21.6	21.3	21.1	21.1	21.0	20.2	19.8	18.9	18.2	17.6	17.2	16.7	16.6	16.6	15.9	15.6	15.0	14.0	19.11
22	13.3	12.5	11.6	10.6	09.8	09.1	09.3	07.6	06.8	06.4	06.0	05.0	04.6	04.2	01.6	02.4	01.7	01.3	01.9	02.8	03.4	04.2	04.8	05.9	06.09
23	05.8	06.2	06.4	06.6	07.0	07.6	08.0	08.5	09.0	09.4	09.6	09.6	09.7	09.6	09.5	09.7	09.8	09.8	10.3	10.8	10.9	10.8	10.8	10.8	08.99
24	10.1	09.8	09.4	09.4	09.3	09.8	09.4	09.3	09.0	08.8	08.8	08.5	08.1	07.2	06.6	06.1	06.1	06.3	06.7	07.2	07.5	07.7	08.0	08.4	08.20
25	08.5	08.4	08.6	08.6	09.2	09.6	10.2	10.3	10.9	10.8	11.3	11.4	11.4	11.3	11.3	11.1	11.1	11.1	11.3	11.8	11.8	11.9	11.9	11.9	10.66
26	11.7	11.6	11.6	11.5	11.4	11.7	11.9	12.0	12.4	12.0	12.0	11.4	11.4	11.2	11.1	11.2	11.1	11.4	11.8	12.0	12.5	12.7	13.0	13.8	11.82
27	13.5	13.6	13.9	14.0	14.8	14.7	14.7	14.9	15.0	14.8	14.2	13.8	13.4	12.8	12.6	12.6	12.8	13.4	14.1	14.8	15.1	15.5	15.8	16.3	14.18
28	16.4	16.9	17.4	17.8	18.0	18.8	19.3	19.5	19.5	19.8	19.8	19.8	19.8	19.0	19.0	19.0	19.2	19.5	19.7	19.9	20.0	20.0	19.9	19.8	19.07
29	19.6	19.5	19.0	18.8	18.9	18.9	18.7	18.4	18.0	17.7	17.4	16.7	16.0	15.6	15.0	14.7	14.4	14.4	14.8	14.6	14.8	14.7	14.6	14.6	16.65
30	14.4	14.8	14.0	13.6	13.8	14.1	14.4	14.5	14.6	14.4	14.2	14.0	13.8	13.6	13.2	12.8	12.6	12.8	13.0	13.0	13.2	13.2	13.2	13.0	13.66
M.	14.36	14.32	14.27	14.21	14.35	14.58	14.79	14.82	14.85	14.78	14.61	14.25	13.94	13.60	13.26	13.19	13.18	13.33	13.63	13.99	14.14	14.25	14.37	14.43	14.15

Mai 1934 — Stündliche Barometerstände (700 mm +) — Zürich

Tag	1^{30}	2^{30}	3^{30}	4^{30}	5^{30}	6^{30}	7^{30}	8^{30}	9^{30}	10^{30}	11^{30}	12^{30}	13^{30}	14^{30}	15^{30}	16^{30}	17^{30}	18^{30}	19^{30}	20^{30}	21^{30}	22^{30}	23^{30}	0^{30}	Tages-mittel
1	12.6	12.5	12.5	12.6	13.0	13.7	14.2	14.6	14.6	14.7	14.7	14.6	14.4	14.1	13.8	13.8	13.8	14.0	14.6	15.6	16.8	16.7	17.0	17.1	14.40
2	17.0	16.7	16.7	16.4	16.4	16.3	16.3	16.1	15.9	15.5	15.4	15.1	14.9	14.4	13.7	13.5	12.8	13.0	13.0	13.0	13.1	13.1	13.1	13.0	14.76
3	12.5	12.2	11.7	11.1	11.1	11.1	10.9	10.7	10.7	10.7	10.2	09.9	09.8	09.0	08.6	08.6	08.7	09.2	09.4	09.8	09.8	09.9	10.2	10.8	10.23
4	10.6	10.7	10.8	10.8	10.8	10.9	11.0	11.1	11.4	11.7	11.9	12.0	12.2	12.3	12.3	12.5	12.8	13.6	14.4	15.5	16.0	16.5	17.0	17.8	12.75
5	17.4	17.4	17.6	17.9	17.9	18.3	18.5	18.4	18.4	18.3	18.2	17.6	17.4	17.3	17.4	17.4	17.4	18.0	18.4	18.8	19.1	19.4	19.6	19.8	18.16
6	19.9	20.1	20.2	20.4	20.5	20.8	20.9	20.9	20.8	20.7	20.4	20.2	20.0	19.7	19.5	19.3	19.6	19.5	19.5	19.6	19.7	19.6	19.6	19.5	20.08
7	19.1	19.1	19.3	19.6	20.0	20.3	20.9	21.4	21.5	21.6	21.8	21.2	21.0	21.3	21.5	21.3	21.4	22.1	22.6	24.0	25.1	26.1	26.8	27.4	21.92
8	27.4	27.5	27.5	27.7	28.0	28.2	28.3	28.4	**28.6**	28.4	28.4	28.2	28.1	28.0	27.8	27.8	27.8	27.7	27.7	27.7	27.7	27.6	27.5	27.2	27.88
9	27.1	27.1	27.0	27.0	27.0	27.2	27.4	27.4	27.5	27.5	27.1	26.8	26.7	26.5	26.3	26.3	26.1	26.2	26.1	26.3	26.6	26.6	26.6	26.4	26.75
10	26.1	26.0	26.0	25.9	26.0	26.0	25.9	25.8	25.8	25.7	25.6	25.4	24.9	24.6	24.3	24.2	24.2	24.5	24.9	25.2	25.3	25.5	25.7	25.7	25.68
11	25.7	25.7	25.6	25.7	25.9	26.2	26.2	26.0	25.7	25.5	25.3	24.8	24.1	23.6	23.2	22.7	22.5	22.3	22.5	22.7	23.1	23.1	22.7	22.2	24.29
12	22.1	21.6	21.5	21.5	21.9	22.1	22.3	22.4	22.2	22.0	21.7	21.3	20.8	20.4	19.9	19.7	19.6	19.7	19.8	20.2	20.3	20.6	20.5	20.5	21.05
13	20.2	20.0	19.7	19.5	19.6	19.8	19.7	19.7	19.5	19.4	18.9	18.2	17.8	17.1	17.2	17.0	16.6	16.6	16.6	16.7	16.9	16.9	17.0	16.8	18.22
14	16.9	16.8	16.1	15.6	15.7	15.8	16.0	16.0	16.0	15.8	15.8	15.8	15.4	15.1	15.1	14.9	14.8	14.6	14.4	14.6	14.7	14.8	14.8	14.8	15.36
15	14.8	14.8	15.0	15.2	15.7	16.4	16.9	17.0	17.1	17.3	17.0	16.5	16.2	15.8	15.5	15.0	14.6	14.2	14.0	13.9	13.7	13.3	12.9	12.5	15.22
16	12.0	11.9	11.5	11.5	11.4	11.3	11.1	10.9	10.5	10.2	09.7	09.1	08.8	08.2	07.9	07.6	**07.4**	07.8	08.2	09.0	09.1	09.0	09.8	09.2	09.68
17	09.0	09.0	09.4	09.9	10.6	11.0	11.5	12.0	12.5	13.0	13.2	13.6	13.6	13.7	13.8	13.9	14.1	14.5	14.7	15.0	15.2	15.3	15.1	15.1	12.86
18	15.0	15.1	15.1	14.9	14.9	14.7	14.7	14.7	14.9	15.0	15.0	15.0	14.9	15.1	15.4	15.7	16.0	16.6	17.0	17.8	17.8	18.0	18.3	18.2	15.80
19	18.6	18.6	18.9	19.1	19.3	19.7	20.1	20.3	20.5	20.6	20.6	20.6	20.5	20.3	20.3	20.3	20.1	20.5	20.8	21.6	22.2	22.8	23.2	23.2	20.53
20	23.2	23.2	23.2	23.4	23.7	24.1	24.3	24.2	24.2	24.1	24.0	23.9	23.8	23.6	23.5	23.5	23.6	23.8	24.1	24.6	25.1	25.6	25.9	25.8	24.10
21	25.8	25.8	25.9	26.1	26.6	26.8	27.0	27.0	27.3	27.3	27.0	26.7	26.4	26.2	26.1	26.1	26.2	26.2	26.5	26.8	27.2	27.4	27.6	27.7	26.95
22	27.6	27.6	27.5	27.5	27.6	27.6	27.9	27.8	27.5	27.2	27.0	26.7	26.3	25.9	25.6	25.4	25.4	25.8	25.4	25.6	25.9	26.0	25.9	25.8	26.58
23	25.5	25.2	25.0	25.0	25.0	25.0	24.8	24.7	24.5	24.2	24.0	23.6	23.1	22.6	22.1	21.8	21.8	21.8	21.9	22.2	22.4	22.5	22.5	22.5	23.49
24	22.8	22.2	22.2	22.4	22.8	22.0	21.8	21.9	21.6	21.5	21.4	20.9	20.4	20.1	19.8	19.8	19.6	19.8	20.0	20.4	20.6	20.8	20.5	20.2	21.02
25	20.0	19.8	19.6	19.5	19.5	19.6	19.5	18.9	18.7	18.5	18.2	18.0	17.6	17.2	16.8	16.5	16.9	16.2	16.2	16.4	16.5	16.6	16.7	16.8	17.90
26	16.8	17.0	17.1	17.6	18.1	18.5	18.8	18.9	18.9	19.0	18.8	18.6	18.3	18.5	18.9	18.5	18.7	19.1	19.6	20.4	21.4	21.7	21.5	21.5	18.98
27	21.3	21.4	21.5	21.6	21.7	22.1	22.4	22.8	22.5	22.3	22.4	22.2	22.1	22.1	21.8	21.7	21.6	21.8	22.0	22.4	22.7	23.1	23.2	23.2	22.16
28	23.0	22.8	22.7	22.8	22.9	22.9	22.9	23.0	22.8	22.6	22.1	21.9	21.5	21.1	20.8	20.5	20.3	20.2	20.4	20.8	21.4	21.6	22.0	22.0	21.87
29	21.9	21.8	21.6	21.8	21.8	21.8	21.9	21.8	21.5	21.5	21.3	21.1	20.6	20.2	19.9	19.7	19.4	19.5	19.5	19.7	20.3	20.5	20.3	20.3	20.82
30	20.2	19.9	19.8	19.9	20.1	20.2	20.2	20.3	20.0	19.9	19.7	19.4	19.2	19.0	18.8	18.5	18.4	18.3	18.5	18.7	19.0	19.1	19.2	19.2	19.40
31	19.3	19.1	19.1	19.1	19.2	19.3	19.5	19.5	19.5	19.6	19.5	19.4	19.5	19.6	19.8	20.0	19.8	19.6	19.4	19.4	19.7	19.7	19.8	19.8	19.51
M.	19.71	19.62	19.59	19.64	19.81	19.99	20.12	20.15	20.10	20.04	19.86	19.61	19.35	19.11	18.92	18.82	18.75	18.90	19.10	19.47	19.80	19.98	20.06	20.06	19.61

Juni 1934 — Zürich

Tag	1^{30}	2^{30}	3^{30}	4^{30}	5^{30}	6^{30}	7^{30}	8^{30}	9^{30}	10^{30}	11^{30}	12^{30}	13^{30}	14^{30}	15^{30}	16^{30}	17^{30}	18^{30}	19^{30}	20^{30}	21^{30}	22^{30}	23^{30}	0^{30}	Tages-mittel
1	19.8	19.7	19.8	19.9	20.0	20.3	20.4	20.8	20.8	21.4	21.4	21.5	21.9	20.9	20.7	20.5	20.2	20.0	20.4	20.4	20.7	20.8	20.9	21.1	20.54
2	21.6	22.0	22.0	21.9	22.1	22.3	22.5	22.8	22.9	23.1	22.9	22.5	22.1	21.6	21.7	21.6	21.8	21.4	21.2	21.2	21.4	21.6	21.4	20.7	21.98
3	20.3	19.7	19.2	19.1	19.1	18.8	18.6	18.5	18.3	18.4	18.9	18.0	17.8	18.0	18.0	17.8	17.9	17.7	17.6	17.6	17.9	17.9	17.7	17.9	18.34
4	17.6	17.2	16.8	16.1	15.8	15.8	16.2	16.4	16.0	15.7	15.4	14.7	13.9	13.5	13.3	12.9	12.4	12.3	12.2	12.2	12.2	12.0	11.8	11.6	14.38
5	11.5	11.3	11.1	11.0	10.9	11.0	10.8	10.6	**10.5**	**10.5**	**10.5**	10.7	10.6	10.9	11.4	11.6	11.9	12.1	12.6	12.8	13.5	13.5	13.6	13.6	11.60
6	13.4	13.0	13.0	13.1	13.2	13.2	13.3	13.3	13.2	13.2	13.2	13.1	13.0	12.9	13.0	13.4	14.1	14.4	15.1	15.9	16.7	17.0	17.5	17.5	14.11
7	17.7	17.9	18.1	18.3	18.5	18.6	18.8	19.1	19.4	19.8	19.8	19.8	20.0	20.2	20.4	20.6	20.9	21.3	21.6	22.0	22.6	22.7	22.8	22.8	20.15
8	22.8	22.8	22.8	23.0	23.2	23.4	23.6	23.6	23.4	23.3	23.2	22.9	22.6	22.4	22.1	21.9	21.5	21.5	21.5	21.7	22.0	22.2	22.4	22.6	22.60
9	22.6	22.6	22.7	23.0	23.1	23.3	23.4	23.3	22.9	22.9	22.7	22.5	22.2	22.0	21.6	21.6	21.5	21.4	21.5	21.6	21.7	21.9	21.8	21.6	22.32
10	21.4	21.0	20.8	20.8	20.9	20.9	20.8	20.7	20.5	20.8	20.1	19.8	19.4	18.9	18.6	18.3	18.0	18.0	18.1	18.2	18.4	18.3	18.8	18.1	19.59
11	18.0	17.8	17.6	17.6	17.7	17.6	17.7	17.6	17.2	17.0	16.7	16.3	16.1	15.7	15.5	15.2	15.1	15.1	15.3	15.7	16.1	17.0	17.7	17.1	16.68
12	16.8	16.5	16.2	16.2	16.2	16.4	16.6	16.8	16.8	16.9	16.8	16.9	17.8	18.2	18.4	18.4	18.3	18.5	18.7	18.8	19.2	19.4	19.5	19.6	17.64
13	19.6	19.5	19.5	19.6	19.6	19.7	19.8	19.8	19.8	19.9	19.8	19.5	19.3	19.0	19.0	18.8	18.9	18.9	19.1	19.5	19.8	20.0	20.1	20.1	19.52
14	20.0	19.9	19.8	19.9	20.0	20.1	20.3	20.3	20.2	20.3	20.1	19.9	19.7	19.5	19.3	19.1	19.0	19.0	19.0	19.3	19.6	19.8	19.9	19.9	19.75
15	19.9	19.8	19.8	19.9	20.1	20.4	20.8	21.1	21.5	21.8	22.0	22.2	22.0	21.9	21.5	21.8	21.5	22.2	22.8	22.5	22.8	22.8	22.8	22.7	21.52
16	22.5	22.3	22.3	22.5	22.5	22.7	23.0	22.9	22.8	22.8	22.9	22.5	22.4	22.2	21.8	21.8	21.7	21.8	22.0	22.2	22.4	22.2	22.4	22.4	22.38
17	22.4	22.2	22.2	22.4	22.9	23.2	23.5	23.7	23.7	23.6	23.6	23.4	23.0	22.9	22.7	22.6	22.5	22.5	22.5	22.7	23.1	23.2	23.4	23.5	22.97
18	23.5	23.6	23.6	23.7	23.8	23.8	24.1	24.0	23.8	23.7	23.5	23.2	22.8	22.4	22.0	21.7	21.8	21.2	21.5	21.8	22.0	22.1	22.1	22.1	22.80
19	22.1	21.9	21.8	21.6	21.6	21.4	21.1	20.9	20.6	19.9	19.4	18.6	18.4	17.8	16.8	17.1	18.0	18.7	18.9	17.9	17.5	17.3	16.6	16.3	19.22
20	15.8	15.5	15.1	15.0	14.8	14.7	14.4	14.2	14.2	14.7	14.6	14.6	14.6	14.8	13.7	13.6	13.6	14.8	15.7	16.0	16.7	17.0	17.4	17.6	15.11
21	17.6	17.8	17.9	18.2	18.5	19.0	19.4	19.6	19.6	19.8	19.6	19.6	19.5	19.4	19.4	19.3	19.2	19.2	19.2	19.3	19.5	19.6	19.6	19.6	19.14
22	19.6	19.5	19.6	19.6	19.7	19.8	19.9	20.1	20.2	20.2	19.9	19.7	19.5	19.5	19.6	19.7	19.7	19.7	20.0	20.1	20.7	20.8	20.9	20.8	19.95
23	20.9	20.8	20.8	20.8	20.7	20.8	20.9	20.6	20.2	20.0	19.8	19.5	18.9	18.7	18.4	18.1	17.9	18.1	18.2	18.2	18.5	18.7	18.9	18.9	19.47
24	18.8	18.9	18.6	18.7	18.8	18.9	19.0	19.1	19.0	19.0	18.8	18.4	18.0	17.8	17.5	17.5	17.3	17.2	17.4	17.6	17.8	19.8	19.4	19.8	18.50
25	19.8	19.6	19.7	19.7	19.7	20.0	19.6	19.5	19.7	19.8	19.7	19.7	19.5	19.5	19.5	19.9	19.7	19.6	19.7	20.7	20.6	20.4	20.1	20.4	19.89
26	20.8	21.0	20.8	20.9	21.4	21.0	21.5	21.8	22.5	22.5	22.3	22.2	22.1	22.0	22.3	22.4	22.4	22.8	23.0	23.8	23.9	24.1	**24.2**	24.1	22.50
27	23.8	23.6	23.5	23.6	23.6	23.6	23.8	23.8	23.6	23.2	23.0	22.6	22.0	21.5	21.1	20.7	20.2	20.0	20.0	20.0	20.0	19.9	19.7	19.4	21.93
28	19.0	18.5	18.1	17.9	17.7	17.6	17.6	17.4	17.0	16.7	16.9	15.6	15.0	14.1	13.7	13.9	14.8	16.3	16.4	16.9	17.0	17.0	17.0	16.6	16.59
29	16.4	16.1	15.9	15.7	15.6	15.8	15.8	15.2	15.0	15.0	14.8	15.0	14.8	13.8	13.9	14.1	13.9	13.9	14.2	14.6	14.6	14.6	14.5	14.5	14.84
30	14.5	14.8	14.8	14.1	14.1	14.4	14.7	14.6	15.0	15.2	15.2	15.1	15.2	14.9	15.6	15.7	16.1	16.8	16.7	17.3	17.9	18.1	18.7	18.6	15.70
M.	19.35	19.21	19.11	19.18	19.20	19.27	19.38	19.39	19.34	19.35	19.21	19.00	18.75	18.55	18.43	18.38	18.38	18.58	18.69	18.98	19.26	19.39	19.44	19.38	19.04

Juli 1934 **Stündliche Barometerstände** (700 mm +) Zürich

Tag	1^{30}	2^{30}	3^{30}	4^{30}	5^{30}	6^{30}	7^{30}	8^{30}	9^{30}	10^{30}	11^{30}	12^{30}	13^{30}	14^{30}	15^{30}	16^{30}	17^{30}	18^{30}	19^{30}	20^{30}	21^{30}	22^{30}	23^{30}	0^{30}	Tagesmittel
1	18.8	18.8	18.7	18.9	19.2	19.5	19.6	19.8	19.8	19.8	19.8	19.9	19.9	19.9	19.9	20.1	20.1	20.2	20.6	21.0	21.5	22.0	22.2	22.4	20.10
2	22.3	21.9	22.1	22.5	22.6	22.8	23.0	23.1	23.1	23.0	22.7	22.5	22.3	22.1	22.0	21.9	21.8	22.0	22.1	22.3	22.4	22.6	22.7	22.7	22.45
3	22.7	22.5	22.8	22.8	22.7	22.9	23.0	22.7	22.4	22.4	22.5	22.1	21.7	21.6	21.6	21.6	21.8	21.8	22.0	22.0	22.5	22.8	22.8	22.5	22.33
4	22.3	22.3	22.0	21.8	21.9	21.8	21.8	21.7	21.5	21.4	21.4	21.2	20.8	20.7	20.7	20.5	20.4	20.4	20.4	20.5	20.6	20.4	20.2	19.9	21.11
5	19.7	19.5	19.3	19.4	19.5	19.3	19.2	19.1	18.8	19.2	19.0	19.0	19.0	19.0	19.0	19.0	18.8	18.6	18.6	18.7	19.0	19.3	19.3	19.7	19.15
6	19.7	19.7	19.9	20.0	20.2	20.5	20.8	20.8	20.7	20.7	20.6	20.5	20.4	20.2	20.2	20.2	20.2	20.3	20.6	20.9	21.4	21.8	22.1	22.2	20.61
7	22.3	22.2	22.6	22.4	22.6	22.9	23.1	23.2	23.2	23.2	23.1	22.9	22.7	22.6	22.5	22.4	22.2	22.1	22.0	22.2	22.7	23.0	23.2	23.0	22.67
8	22.9	22.8	22.8	22.9	23.0	23.2	23.2	23.2	23.2	23.2	23.2	23.2	22.9	22.8	22.6	22.3	22.2	22.1	22.1	22.3	22.5	22.4	22.3	22.3	22.78
9	22.1	21.9	21.7	21.8	22.0	22.1	22.2	22.0	22.1	22.0	21.9	21.8	21.5	21.2	21.0	20.7	20.5	20.3	20.3	20.6	20.5	20.8	20.8	21.34
10	20.8	20.6	20.5	20.5	20.6	20.5	20.6	20.5	20.4	20.8	20.0	19.5	19.1	18.8	18.6	18.2	17.8	18.3	18.5	18.4	18.6	18.7	18.7	18.5	19.46
11	18.5	18.3	17.8	18.0	17.8	17.8	17.8	17.9	17.9	17.5	17.3	17.0	16.4	16.1	15.8	15.6	15.6	15.8	16.0	16.0	16.3	16.4	16.3	15.9	16.91
12	15.7	15.5	14.9	14.7	14.6	14.6	14.3	14.5	14.5	14.6	14.6	15.0	15.7	15.8	15.4	14.7	14.6	14.4	14.6	14.6	15.3	15.6	15.5	15.1	14.95
13	14.8	14.8	15.0	14.9	14.9	15.2	15.3	15.4	15.4	15.4	15.4	15.2	16.1	16.0	16.2	16.2	16.5	16.6	16.6	17.1	17.5	17.8	17.6	17.5	15.98
14	17.5	17.6	17.5	17.6	17.6	17.8	18.0	18.2	18.4	18.8	18.1	18.0	18.0	18.7	18.9	18.8	18.6	18.9	19.4	19.5	19.8	19.8	19.8	19.9	18.53
15	19.8	19.6	19.6	19.6	19.6	19.7	20.1	20.1	20.2	20.5	20.6	20.7	20.6	21.0	21.9	21.7	21.8	21.8	22.0	22.6	22.9	23.0	23.2	23.2	21.05
16	23.2	23.1	23.2	23.2	23.4	23.6	23.8	24.1	24.3	24.3	24.0	24.1	23.9	23.8	23.6	23.3	23.1	23.1	23.3	23.5	23.8	23.8	23.8	23.7	23.62
17	23.5	23.4	23.2	23.2	23.4	23.4	23.5	23.4	23.2	23.1	22.7	22.3	22.2	22.0	21.6	21.3	21.2	21.0	20.8	21.0	21.0	21.2	20.8	20.6	22.21
18	20.5	20.2	20.1	20.1	20.1	20.0	19.9	19.7	19.4	19.1	18.8	18.4	18.1	17.9	17.6	17.4	17.3	17.2	17.1	17.1	17.2	17.2	17.2	17.3	18.54
19	17.3	17.4	17.4	17.6	17.8	18.1	18.3	18.2	18.0	18.0	17.9	17.7	17.4	17.2	17.1	17.0	16.8	16.8	16.8	17.0	17.2	17.2	17.1	17.0	17.46
20	17.0	16.5	16.4	16.2	16.2	16.2	16.0	15.7	15.4	15.0	14.7	14.2	13.8	13.6	13.3	13.1	13.0	12.9	13.1	13.0	13.1	12.9	12.9	12.8	14.46
21	13.2	14.1	14.2	14.3	14.9	15.8	16.0	15.5	14.9	14.6	13.8	14.2	13.9	13.7	13.4	15.4	15.4	15.3	14.9	14.7	15.1	15.8	16.1	15.4	14.77
22	15.3	15.0	15.0	15.2	15.3	15.3	15.2	15.1	15.1	15.0	14.9	14.6	14.1	13.7	13.4	13.6	15.4	15.9	15.9	15.5	15.6	16.1	16.4	16.5	15.13
23	16.2	15.9	15.7	16.2	16.5	16.6	16.8	16.8	17.0	17.1	17.6	18.0	18.3	18.5	19.0	19.3	19.3	19.5	19.5	19.9	20.3	20.4	20.4	20.6	18.14
24	20.5	20.4	20.3	20.1	20.3	20.5	20.6	20.7	20.6	20.5	20.4	20.2	20.2	20.7	20.6	20.7	20.7	20.6	20.5	20.5	20.6	20.5	20.6	20.6	20.50
25	20.6	20.5	20.2	20.1	19.7	19.6	19.5	19.6	19.8	20.1	20.5	20.7	20.6	20.9	20.9	21.6	22.1	22.6	23.2	23.6	23.9	24.3	24.6	24.8	21.45
26	24.7	24.7	24.6	24.4	24.6	24.6	24.7	24.8	24.7	24.6	24.4	24.1	23.8	23.7	23.4	23.0	22.8	22.6	22.5	22.6	22.8	22.8	22.7	22.4	23.74
27	22.1	21.8	21.3	21.0	20.8	20.6	20.6	20.8	21.0	21.1	21.0	20.7	20.5	20.3	20.1	20.0	19.8	20.0	20.2	20.6	21.1	21.3	21.3	21.4	20.81
28	21.3	21.0	20.8	20.7	20.8	20.8	21.1	21.2	21.0	21.0	20.9	20.6	20.2	20.1	19.8	19.7	19.7	19.7	19.9	20.4	20.6	20.7	20.6	20.6	20.55
29	20.6	20.4	20.1	20.0	20.1	20.3	20.4	20.4	20.5	20.3	20.2	20.0	19.8	19.7	19.5	19.2	19.0	19.0	19.1	19.3	19.4	19.6	19.6	19.6	19.84
30	19.5	19.4	19.3	19.2	19.2	19.4	19.4	19.4	19.4	19.3	19.2	18.8	18.5	18.2	18.0	17.7	17.5	17.4	17.2	17.4	17.3	17.4	17.2	17.0	18.44
31	17.0	16.8	16.6	16.4	16.3	16.4	16.2	16.0	15.9	15.7	15.8	15.7	15.7	15.5	15.4	15.4	15.7	18.0	18.3	18.3	18.4	18.4	18.4	18.3	16.69
M.	19.76	19.68	19.62	19.54	19.62	19.78	19.85	19.79	19.74	19.69	19.57	19.44	19.29	19.21	19.11	19.08	19.08	19.20	19.30	19.46	19.72	19.86	19.90	19.81	19.54

August 1934 Zürich

Tag	1^{30}	2^{30}	3^{30}	4^{30}	5^{30}	6^{30}	7^{30}	8^{30}	9^{30}	10^{30}	11^{30}	12^{30}	13^{30}	14^{30}	15^{30}	16^{30}	17^{30}	18^{30}	19^{30}	20^{30}	21^{30}	22^{30}	23^{30}	0^{30}	Tagesmittel
1	18.1	18.1	18.1	18.1	18.1	18.2	18.4	18.7	19.0	19.4	19.3	19.2	18.8	18.7	18.7	18.6	18.2	18.2	18.3	18.3	18.3	18.3	18.0	17.7	18.45
2	17.4	17.1	16.7	16.5	16.4	16.2	16.1	15.9	15.9	15.6	15.5	15.2	15.1	15.2	15.6	15.9	16.2	16.1	15.9	15.8	15.9	15.8	15.6	15.1	15.95
3	14.8	14.2	13.4	12.4	12.5	12.9	13.8	14.1	14.6	14.4	14.1	13.7	13.4	13.0	11.8	11.9	11.8	11.6	12.0	12.7	12.8	12.7	12.4	12.2	13.00
4	12.1	11.7	11.4	11.7	12.1	11.7	12.0	12.2	12.2	12.8	13.0	13.7	14.0	13.9	14.2	14.7	15.0	15.5	16.2	17.2	17.6	18.2	18.7	19.2	14.20
5	19.5	19.7	20.0	20.3	20.6	20.9	21.2	21.3	21.0	21.0	20.6	20.5	20.3	20.0	19.8	19.6	19.5	19.5	19.2	19.3	19.4	19.2	19.2	19.0	20.09
6	18.7	18.5	18.4	18.4	18.4	18.5	18.5	18.5	18.6	18.0	17.6	17.3	16.8	16.4	16.1	15.6	15.3	15.1	14.8	14.6	14.6	14.2	14.2	13.7	16.68
7	13.0	12.4	13.0	12.8	12.6	12.7	12.8	12.9	12.9	12.9	13.0	13.2	13.6	14.0	14.3	14.5	14.5	14.6	14.9	15.0	15.0	15.2	15.5	15.6	13.79
8	15.6	15.5	15.5	15.5	15.7	15.9	16.2	16.5	16.7	16.9	16.7	16.6	16.7	16.4	16.3	16.2	16.2	16.4	16.9	17.5	17.8	18.0	18.1	17.8	16.57
9	17.7	17.5	17.5	17.5	17.7	17.8	17.9	18.0	18.1	18.4	18.1	18.1	18.0	18.0	17.8	17.8	17.8	17.9	18.2	18.8	19.1	19.8	19.7	19.8	18.19
10	19.7	19.9	20.0	20.2	20.3	20.5	20.8	21.0	21.3	21.2	21.1	21.0	20.6	20.4	20.1	19.9	19.8	19.6	19.8	20.0	20.3	20.2	20.3	20.3	20.85
11	20.1	19.8	19.7	19.6	19.8	20.0	20.1	20.8	20.2	20.0	19.8	19.4	19.0	18.6	18.6	18.7	18.7	18.7	18.8	19.2	19.9	19.4	19.6	19.7	19.46
12	19.7	20.0	20.3	20.4	20.4	20.6	20.7	20.7	20.9	21.0	21.0	20.9	21.0	20.6	20.4	20.2	20.0	20.0	20.1	20.4	20.5	20.8	20.1	19.7	20.41
13	19.4	19.2	19.0	18.8	18.8	18.6	18.5	18.4	18.1	18.0	17.5	17.1	17.0	16.9	16.5	16.2	16.2	16.0	16.2	16.4	16.4	16.7	16.8	16.9	17.48
14	16.8	16.6	16.6	16.5	16.6	16.6	16.7	16.7	16.7	16.8	17.1	17.9	17.1	17.1	17.1	17.2	17.2	17.2	17.4	17.8	18.2	18.4	18.5	18.6	17.20
15	18.5	18.6	18.8	19.1	19.4	19.7	20.2	20.7	21.0	21.3	21.3	21.1	21.4	21.5	21.5	21.7	21.9	22.0	22.2	22.7	22.8	22.9	22.9	22.9	21.09
16	22.9	22.7	22.5	22.3	22.6	22.8	23.0	23.3	23.5	23.6	23.4	23.1	22.8	22.4	22.2	22.2	22.3	22.4	22.5	22.6	22.7	22.7	22.7	22.7	22.75
17	22.7	22.7	22.6	22.6	22.9	23.2	23.1	23.2	23.1	23.1	23.0	22.6	22.5	22.3	22.0	22.0	21.8	21.8	21.8	22.0	22.1	22.2	22.3	22.4	22.50
18	22.5	22.4	22.3	22.3	22.3	22.5	22.5	22.4	22.3	22.2	21.9	21.6	22.5	21.5	21.3	21.2	21.2	21.0	21.3	21.4	21.8	21.8	22.1	21.8	21.87
19	22.1	22.0	21.8	21.7	21.8	22.2	22.1	22.0	21.6	21.7	21.2	21.1	21.1	21.0	20.8	20.8	20.6	20.8	21.0	21.1	21.2	21.3	21.8	21.3	21.40
20	21.0	20.9	20.9	20.7	20.8	20.9	20.9	20.8	20.8	20.4	20.2	19.7	19.3	19.3	19.3	19.4	19.5	19.6	19.8	19.8	19.7	19.8	20.1	20.2	20.15
21	20.1	20.3	20.0	19.9	20.1	20.4	20.5	20.6	20.6	20.2	20.0	19.4	19.0	18.8	18.5	18.3	18.2	18.0	18.0	18.3	18.5	18.4	18.5	18.1	19.28
22	18.2	18.0	18.0	18.2	18.1	18.5	18.7	18.8	19.0	19.0	18.8	18.5	18.2	18.0	18.0	17.8	17.8	17.5	17.8	18.1	18.3	18.3	18.4	18.2	18.28
23	18.3	18.2	18.2	18.2	18.2	18.2	18.4	18.2	18.2	17.9	17.4	16.7	16.1	15.4	14.9	14.2	13.5	13.3	16.8	18.2	19.0	18.5	18.8	19.2	17.27
24	19.6	19.8	19.9	20.2	20.5	20.9	21.0	21.2	21.4	21.4	21.3	20.9	20.6	20.4	20.0	20.1	19.9	20.1	20.1	20.3	20.5	20.4	20.5	20.2	20.47
25	19.8	19.4	19.2	19.2	18.9	19.0	19.1	19.1	19.3	19.4	19.4	19.3	19.1	19.0	18.8	18.5	18.3	18.1	18.4	19.0	19.2	19.5	19.7	19.8	19.08
26	19.1	18.5	18.3	17.8	17.9	18.3	18.4	18.2	18.4	17.8	18.0	17.7	17.7	17.5	17.7	17.2	17.5	17.3	17.4	17.3	17.0	16.8	16.5	16.7	17.71
27	16.4	16.1	15.9	15.5	15.5	15.7	15.7	15.7	16.0	16.2	16.4	16.5	16.5	16.6	16.7	16.7	16.8	16.9	17.2	17.3	17.5	17.4	17.3	17.1	16.48
28	16.9	16.6	16.5	16.3	16.4	16.7	16.8	16.6	17.7	17.0	16.9	16.7	16.3	16.1	15.7	15.5	15.3	15.1	15.2	15.3	15.3	15.1	14.7	14.5	16.06
29	14.2	14.2	14.0	13.8	13.8	14.0	14.3	14.3	14.3	14.4	14.5	14.8	15.0	15.5	16.2	16.3	17.0	17.1	17.4	17.4	17.4	17.0	17.1	17.3	15.49
30	17.0	17.0	17.1	16.7	17.0	17.7	18.1	18.4	18.9	18.4	18.4	18.2	17.8	17.5	17.2	17.0	16.7	16.5	16.5	16.6	16.5	16.4	16.5	16.2	17.34
31	16.1	16.4	16.4	16.5	16.5	16.9	17.0	17.2	17.2	17.5	17.4	16.6	17.0	16.5	15.8	15.5	15.4	15.4	15.6	15.9	15.7	15.2	15.0	14.5	16.22
M.	18.32	18.19	18.13	18.06	18.15	18.34	18.48	18.58	18.66	18.63	18.51	18.31	18.17	18.02	17.87	17.80	17.71	17.74	17.98	18.27	18.40	18.37	18.42	18.32	18.26

September 1934 — Stündliche Barometerstände (700 mm +) — Zürich

Tag	1^{30}	2^{30}	3^{30}	4^{30}	5^{30}	6^{30}	7^{30}	8^{30}	9^{30}	10^{30}	11^{30}	12^{30}	13^{30}	14^{30}	15^{30}	16^{30}	17^{30}	18^{30}	19^{30}	20^{30}	21^{30}	22^{30}	23^{30}	0^{30}	Tages-mittel
1	14.2	13.7	13.4	13.0	12.8	12.8	13.0	12.6	12.1	11.3	11.2	11.0	10.4	10.2	10.1	**10.0**	10.2	10.7	11.2	11.8	12.6	13.4	13.6	13.7	12.04
2	13.7	13.6	13.9	14.2	14.6	15.0	15.4	15.6	16.1	16.4	16.4	16.2	16.8	16.4	16.9	17.5	17.8	18.3	19.1	19.6	20.0	20.2	20.4	20.6	16.84
3	20.6	20.8	20.9	21.2	21.3	21.8	22.3	22.5	22.7	22.7	22.6	22.4	22.0	21.9	21.9	21.7	21.8	21.8	22.2	22.7	23.0	23.2	23.4	23.5	22.12
4	23.4	23.4	23.5	23.4	23.6	23.6	23.7	23.8	23.9	23.8	23.4	23.2	23.0	22.7	22.7	22.7	22.6	22.7	22.8	23.2	23.3	23.3	23.5	23.4	23.27
5	23.2	23.1	23.2	23.3	23.5	23.9	24.1	24.2	24.2	24.1	23.9	23.6	23.3	23.0	22.8	22.6	22.8	23.0	23.2	23.8	23.8	24.1	23.9	24.1	23.53
6	24.2	24.5	24.1	23.7	23.6	23.6	23.5	23.5	23.9	24.0	23.9	23.5	23.1	22.7	22.4	22.3	22.2	22.0	22.3	22.7	22.7	22.8	22.8	22.7	23.20
7	22.6	22.6	22.6	22.8	23.0	23.2	23.4	23.7	23.8	23.9	23.6	23.2	22.8	22.5	22.0	21.7	21.5	21.4	21.5	21.7	21.8	21.7	21.6	21.5	22.50
8	21.4	21.3	21.2	21.1	20.9	21.1	21.1	21.1	21.1	20.9	20.4	19.9	19.4	19.0	18.7	18.5	18.3	18.0	17.9	18.2	18.1	18.1	18.0	17.9	19.65
9	17.7	17.5	17.6	17.4	17.2	17.6	17.9	18.1	18.3	18.3	18.0	17.6	17.4	17.3	16.9	16.7	16.8	17.3	18.6	19.6	20.2	20.4	20.4	20.3	18.13
10	20.1	19.7	19.6	19.9	20.2	20.7	21.2	22.0	22.4	22.7	22.6	22.6	22.6	22.4	22.2	22.5	22.7	22.9	23.3	23.4	23.3	23.0	23.0	22.8	21.99
11	22.3	22.2	21.7	21.5	21.2	21.5	21.7	21.9	22.0	22.1	22.0	21.9	21.7	21.6	21.4	21.4	21.4	21.6	21.8	21.9	21.9	21.9	21.9	21.9	21.77
12	21.8	21.8	21.7	21.6	21.7	21.8	22.0	22.2	22.4	22.4	22.6	22.6	22.5	22.6	22.4	22.5	22.4	22.4	22.6	22.7	22.6	22.7	22.7	22.7	22.31
13	22.6	22.6	22.4	22.2	22.4	22.5	22.7	22.9	23.1	23.2	23.1	22.9	22.8	22.6	22.4	22.2	22.2	22.2	22.4	22.5	22.3	22.0	22.2	22.5	22.51
14	22.6	22.0	22.0	22.0	22.0	22.2	22.5	22.6	22.7	22.7	22.4	22.0	21.7	21.6	21.1	20.9	20.9	21.1	21.2	21.4	21.3	21.2	21.2	21.1	21.74
15	21.1	21.0	21.0	20.8	21.0	21.0	21.1	21.1	21.2	21.2	21.0	20.7	20.4	20.0	19.8	19.8	19.8	19.8	20.0	20.3	20.5	20.5	20.7	20.6	20.60
16	20.7	20.7	20.9	21.2	21.2	21.7	22.1	22.5	22.6	22.6	22.3	22.2	22.0	21.7	21.5	21.7	22.1	23.3	23.7	24.1	23.9	23.8	23.8	23.5	22.32
17	23.5	23.6	23.6	23.6	23.6	23.7	23.9	24.1	24.5	24.6	24.3	24.1	23.9	23.3	23.1	23.2	23.2	23.3	23.6	24.0	24.2	24.1	24.2	24.2	23.80
18	24.1	23.9	23.9	23.9	23.7	23.7	23.8	23.6	23.6	23.4	23.0	22.3	21.8	21.8	20.9	20.8	20.4	20.4	20.4	20.4	20.4	20.0	19.9	19.7	22.05
19	19.4	19.4	19.5	19.4	19.2	19.1	19.2	19.2	19.4	19.8	19.8	19.7	19.6	19.6	19.7	19.6	19.6	19.8	20.0	20.4	20.4	20.4	20.4	2 .3	19.70
20	20.2	20.0	19.7	19.5	19.4	19.3	19.1	19.1	19.2	18.9	18.4	17.9	17.8	17.7	17.5	17.6	17.7	18.0	18.3	18.7	18.7	18.7	18.8	18.8	18.71
21	18.9	19.0	19.0	19.1	19.5	19.8	20.0	20.3	2 .6	20.7	20.7	20.4	20.3	20.1	20.0	20.2	20.3	20.8	21.2	21.6	22.0	22.1	22.2	22.3	20.47
22	22.3	22.3	22.2	22.2	22.2	22.3	22.5	22.5	22.6	22.6	22.3	21.9	21.7	21.3	20.9	20.8	20.8	20.9	21.1	21.0	20.9	20.9	20.8	20.5	21.65
23	20.2	20.1	20.0	19.9	19.9	19.9	19.9	20.0	20.0	19.9	19.8	19.6	19.4	19.2	19.2	19.1	19.0	19.2	19.3	19.5	19.5	19.4	19.5	19.61
24	19.7	19.7	19.6	19.1	19.0	19.1	19.0	19.1	19.1	19.1	18.7	18.4	18.0	17.5	17.2	17.0	17.2	17.5	17.9	18.3	18.6	18.9	18.9	18.9	18.56
25	19.0	19.2	19.4	19.4	19.5	19.8	2 .0	20.4	2 .7	20.9	20.7	20.6	20.8	21.2	21.7	22.0	22.2	22.6	23.0	23.3	23.5	23.5	23.8	23.2	21.25
26	23.4	23.4	23.3	23.2	23.3	23.5	23.5	23.6	23.9	24.2	24.2	24.0	23.6	23.5	23.8	23.1	23.1	23.4	23.7	24.1	24.4	24.6	24.9	24.9	23.74
27	25.2	25.2	25.4	25.4	25.6	26.0	26.3	26.7	26.8	**26.9**	26.7	26.4	26.0	26.0	25.8	25.8	25.8	26.0	26.1	26.3	26.5	26.5	26.5	26.5	26.10
28	26.4	26.4	26.4	26.6	26.7	26.8	26.8	**26.9**	**26.9**	26.7	26.3	25.8	25.2	24.9	24.4	24.1	24.1	24.1	24.3	24.3	24.4	24.4	24.6	24.7	25.51
29	24.7	24.6	24.5	24.4	24.4	24.6	24.8	24.8	24.8	24.9	24.8	24.6	24.1	23.9	23.6	23.5	23.6	23.9	24.2	24.6	25.0	25.3	25.6	25.8	24.54
30	25.8	25.8	25.7	25.9	26.2	26.4	26.6	26.5	26.2	26.0	25.6	25.4	25.0	25.0	24.8	24.7	24.8	24.8	24.6	24.7	24.5	24.3	23.9	23.6	25.28
M.	21.48	21.44	21.40	21.36	21.41	21.60	21.76	21.90	22.02	22.03	21.82	21.55	21.29	21.09	20.91	20.88	2 .91	21.10	21.38	21.68	21.82	21.68	21.88	21.85	21.52

Oktober 1934 — Zürich

Tag	1^{30}	2^{30}	3^{30}	4^{30}	5^{30}	6^{30}	7^{30}	8^{30}	9^{30}	10^{30}	11^{30}	12^{30}	13^{30}	14^{30}	15^{30}	16^{30}	17^{30}	18^{30}	19^{30}	20^{30}	21^{30}	22^{30}	23^{30}	0^{30}	Tages-mittel
1	23.4	23.3	23.1	23.2	23.2	23.3	23.3	23.5	23.4	23.4	23.2	22.7	22.8	21.9	21.7	21.4	21.8	21.8	21.3	21.2	21.4	21.4	21.1	20.9	22.83
2	20.7	20.5	20.2	20.0	19.8	19.9	20.0	20.1	19.9	19.5	19.1	18.4	17.7	17.1	16.7	16.2	15.8	15.8	16.0	16.4	16.2	15.9	16.2	16.2	18.10
3	15.9	15.5	15.4	15.3	15.2	15.0	15.1	15.2	15.0	14.9	14.8	14.6	14.4	14.4	14.4	14.0	13.9	13.9	14.2	13.7	13.9	13.6	13.4	13.1	14.53
4	12.6	12.2	11.9	11.5	11.0	10.8	10.7	10.7	10.8	10.7	10.5	10.7	11.3	11.5	11.0	11.2	11.4	11.3	11.4	11.9	12.3	12.6	12.9	13.2	11.50
5	13.2	13.1	12.9	13.2	13.5	13.8	14.4	14.7	15.4	16.0	16.2	16.2	16.7	16.9	17.1	17.8	18.5	19.2	19.8	20.2	20.5	21.2	21.5	22.0	16.88
6	22.5	22.7	23.8	23.4	24.0	24.6	25.3	26.0	26.6	26.8	26.9	27.4	27.7	27.2	27.8	28.4	29.0	29.8	30.5	30.9	31.3	31.6	31.5	31.5	27.36
7	31.5	31.4	31.2	31.4	31.6	31.6	31.8	**32.0**	31.9	31.9	31.5	31.0	30.8	30.3	30.2	30.1	30.2	30.4	30.4	30.4	30.4	30.4	30.1	29.7	30.93
8	29.4	29.1	29.0	28.4	28.4	28.4	28.5	28.5	28.6	28.3	27.8	27.0	26.3	25.8	25.6	25.4	25.4	25.4	25.2	25.2	25.1	24.7	24.2	23.7	26.81
9	23.2	22.7	22.6	22.8	22.9	23.0	23.4	23.6	23.8	23.6	23.5	23.2	23.1	23.1	23.2	23.5	23.9	24.2	24.3	24.6	25.1	25.2	25.0	24.7	23.68
10	24.8	24.7	24.8	24.9	25.5	26.0	27.1	27.6	28.1	28.5	28.5	28.4	28.3	28.0	28.0	28.3	28.4	28.8	29.1	29.0	29.1	29.3	29.1	29.1	27.64
11	29.0	28.9	29.0	28.8	28.9	28.9	29.1	29.1	29.1	29.0	29.0	28.9	28.4	28.1	27.9	28.0	28.2	28.6	28.7	28.8	28.9	29.0	28.7	28.6	28.73
12	28.7	28.6	28.4	28.4	28.6	28.7	28.9	29.0	29.0	28.7	28.6	28.4	27.8	27.3	27.3	26.9	26.9	27.0	27.6	27.8	27.8	27.8	27.8	27.2	28.05
13	27.4	27.3	27.3	27.2	27.3	27.5	27.7	27.8	27.6	27.3	27.2	26.9	26.7	26.5	26.5	26.3	26.5	26.6	26.8	26.7	26.8	27.0	26.7	26.6	27.00
14	26.2	25.5	25.4	25.0	25.2	24.9	24.6	24.7	24.6	24.3	23.8	22.7	21.8	20.9	21.1	20.1	19.7	19.4	18.8	18.4	18.0	18.0	17.0	16.3	21.02
15	16.0	15.4	14.8	13.8	12.8	12.0	11.4	10.6	10.0	09.2	08.7	07.7	08.0	09.0	09.8	10.2	10.2	10.3	10.8	10.1	10.3	10.6	10.8	11.3	10.96
16	11.6	11.8	11.5	11.4	11.8	12.0	12.5	13.0	13.5	13.8	14.2	14.6	14.7	15.1	15.6	16.2	16.4	17.2	17.8	18.0	18.2	18.5	18.6	18.6	14.85
17	18.8	18.8	18.7	18.6	18.8	18.8	19.0	19.1	19.2	19.2	19.1	18.8	18.6	17.9	17.4	17.1	16.9	16.9	17.1	16.9	17.0	16.7	16.6	16.4	17.98
18	16.4	16.2	16.1	16.5	17.2	17.8	18.6	19.3	19.6	20.1	20.4	20.5	20.4	20.5	20.5	20.7	20.9	21.4	21.7	21.8	22.1	22.4	22.3	22.3	19.82
19	22.3	21.0	21.7	21.9	22.2	22.4	22.2	22.3	22.6	22.6	22.7	22.6	22.3	22.2	22.1	22.2	22.3	22.7	22.7	22.7	22.9	22.9	22.6	22.4	22.35
20	22.4	22.8	22.8	22.8	22.8	22.4	22.5	23.0	22.9	22.7	22.9	22.7	22.2	22.3	22.2	22.2	22.4	22.9	23.0	23.0	23.1	23.2	23.0	23.1	22.64
21	23.1	23.0	22.8	22.8	22.8	22.8	23.2	23.2	23.1	22.7	22.5	22.0	21.6	21.4	21.8	21.2	21.2	21.8	21.2	21.2	21.2	21.1	20.8	20.5	22 60
22	20.5	20.3	20.1	20.0	20.0	20.0	20.2	20.4	20.4	20.2	20.1	19.5	19.0	18.6	18.8	18.6	18.7	19.1	19.2	19.2	19.3	19.0	19.0	19.0	19.55
23	19.0	19.1	18.9	19.1	19.4	19.8	19.5	19.8	20.0	19.9	20.2	19.9	19.5	19.3	19.4	19.4	19.8	20.2	20.6	20.7	21.1	21.3	21.4	21.3	19.92
24	21.4	21.4	21.4	21.8	22.0	22.2	22.6	22.9	23.0	23.1	23.1	22.7	22.2	22.2	22.1	21.9	22.0	22.2	22.1	22.1	22.5	22.4	22.4	22.4	22.25
25	22.5	22.4	22.3	22.4	22.4	22.4	22.8	23.2	23.2	23.1	23.0	22.4	21.8	21.4	21.2	21.2	21.4	21.8	21.8	22.1	22.3	22.4	22.6	22.7	22.28
26	23.0	23.2	23.2	23.4	23.6	23.7	24.2	24.5	24.6	24.7	24.7	24.2	23.8	23.9	23.6	23.7	23.9	24.3	24.2	24.5	24.8	24.8	24.9	24.9	24.10
27	25.0	24.9	24.9	24.8	24.8	24.6	24.8	24.9	25.1	25.1	24.9	24.2	23.8	23.5	23.4	23.4	23.5	23.4	23.1	23.0	22.8	22.6	22.6	22.5	23.98
28	22.4	22.3	22.2	22.1	22.0	21.8	22.0	22.0	22.0	21.9	21.7	21.0	20.5	20.0	19.8	19.6	19.6	19.9	19.9	20.1	20.4	20.4	20.3	20.2	21.00
29	20.1	19.9	19.5	19.2	19.2	19.2	19.2	19.4	19.4	19.4	19.2	18.8	18.4	17.7	17.5	17.4	17.6	17.6	17.6	17.8	17.9	17.9	17.8	17.8	18.56
30	17.6	17.4	17.4	17.4	17.4	17.4	17.4	17.7	17.6	17.4	17.0	16.3	15.6	15.1	14.7	14.5	14.3	14.5	14.8	14.5	14.7	14.8	14.6	14.8	16.00
31	13.9	13.6	13.1	12.6	12.2	11.6	11.3	11.1	10.9	10.7	10.5	09.6	09.0	08.6	08.4	10.2	11.6	13.8	14.4	15.8	16.0	16.8	16.4	16.4	12.42
M.	21.49	21.24	21.12	21.08	21.16	21.19	21.40	21.57	21.64	21.67	21.46	21.08	20.78	20.57	20.53	20.56	20.70	21.01	21.13	21.25	21.40	21.45	21.35	21.25	21.16

November 1934 — **Stündliche Barometerstände** (700 mm +) — Zürich

Tag	1^{30}	2^{30}	3^{30}	4^{30}	5^{30}	6^{30}	7^{30}	8^{30}	9^{30}	10^{30}	11^{30}	12^{30}	13^{30}	14^{30}	15^{30}	16^{30}	17^{30}	18^{30}	19^{30}	20^{30}	21^{30}	22^{30}	23^{30}	0^{30}	Tagesmittel
1	16.1	16.1	16.0	16.0	16.0	16.0	16.3	16.4	17.1	17.7	17.8	18.0	18.2	18.3	18.5	18.9	19.6	20.2	21.2	21.8	22.5	22.5	22.8	23.0	18.63
2	23.1	22.9	22.9	22.8	22.8	23.0	23.1	23.2	23.5	23.4	23.2	22.8	22.4	22.0	21.6	21.7	21.8	22.2	22.7	23.1	23.5	23.6	23.5	23.4	22.83
3	23.3	23.0	22.9	22.7	22.7	22.9	22.9	22.7	22.7	22.3	22.1	21.2	20.6	20.2	20.0	19.2	18.8	18.4	17.9	17.2	16.5	15.7	15.0	14.5	20.22
4	13.8	13.6	13.2	13.5	13.8	14.1	14.7	15.3	15.6	16.0	16.5	16.6	16.2	16.2	16.3	16.3	16.8	16.7	16.7	16.5	16.5	16.5	16.3	16.0	15.55
5	15.5	15.1	14.7	14.5	14.6	14.5	14.5	14.3	13.1	12.1	10.6	09.8	09.6	08.8	07.4	06.3	08.6	08.9	08.6	08.7	08.9	10.0	09.3	09.4	11.14
6	09.6	09.8	09.3	09.3	09.2	09.1	08.7	08.4	08.2	07.8	07.4	06.5	04.7	04.0	03.8	03.6	**03.0**	03.4	03.8	04.7	05.7	07.0	08.2	08.8	06.81
7	09.2	09.5	09.4	09.7	09.6	09.7	09.7	10.0	10.0	10.0	09.9	09.2	09.0	08.5	08.5	08.3	08.0	08.1	07.9	07.4	07.3	07.3	07.6	07.6	08.81
8	07.8	07.9	07.9	08.2	08.7	09.6	10.7	11.8	12.9	13.7	14.2	14.4	14.7	14.9	15.3	15.7	16.3	16.8	17.1	17.6	17.9	18.0	18.0	17.8	13.66
9	17.5	17.5	17.1	16.5	16.5	15.9	15.9	15.7	15.4	15.8	15.1	14.1	13.6	12.5	12.8	12.2	12.2	12.0	11.9	11.2	10.5	10.5	10.2	10.2	13.88
10	10.3	10.0	09.5	09.5	01.5	08.9	08.7	08.4	07.9	08.0	07.6	07.4	07.4	07.4	06.9	06.0	05.8	05.4	04.8	04.6	05.4	06.6	07.6	07.8	07.56
11	07.9	07.9	08.1	08.0	09.2	09.0	09.5	09.4	09.5	09.9	10.0	10.0	09.9	09.9	09.8	09.6	09.5	09.2	09.2	09.2	09.5	09.1	09.4	09.4	09.27
12	09.0	09.0	08.9	08.5	08.6	08.6	08.8	08.9	08.8	09.0	09.0	08.6	08.2	07.9	07.8	07.6	07.6	07.6	07.5	07.2	07.2	07.1	07.8	07.1	08.16
13	06.9	06.8	06.7	06.6	06.5	06.5	06.8	07.2	07.4	07.5	07.4	07.1	06.8	06.9	07.0	07.8	07.6	08.1	08.3	08.8	09.2	09.5	09.2	09.1	07.54
14	09.1	08.2	08.1	07.5	07.5	07.3	08.1	08.7	08.6	08.6	08.5	08.6	09.1	09.6	10.2	10.9	10.9	11.1	11.3	11.3	11.5	11.7	11.5	11.3	09.56
15	10.7	10.5	10.3	09.8	09.4	09.1	09.1	08.8	08.6	08.5	08.6	08.8	09.5	09.8	10.4	10.6	11.2	12.0	12.4	13.2	14.3	14.8	15.2	15.9	10.90
16	16.1	16.2	16.1	16.0	16.8	16.5	16.7	16.8	16.4	15.9	15.6	15.0	14.2	13.5	12.8	12.4	11.9	10.9	10.1	09.5	09.1	08.4	07.9	07.8	13.46
17	06.8	07.7	08.0	08.5	09.2	09.8	10.8	11.9	12.5	12.8	13.2	13.6	13.9	14.2	14.4	14.7	15.0	15.5	15.6	16.0	16.5	16.9	17.1	17.2	12.99
18	17.5	17.5	17.7	17.8	17.9	18.2	18.6	18.6	19.0	19.1	19.2	18.9	18.8	18.8	19.1	19.5	19.9	20.5	20.8	21.0	21.4	21.5	21.4	21.5	19.34
19	21.5	21.6	21.8	21.8	22.0	22.0	22.4	22.6	22.8	22.9	22.8	22.9	22.6	22.7	22.8	23.0	23.2	23.4	23.5	23.4	23.6	23.6	23.6	23.6	22.75
20	23.7	24.0	24.0	24.0	24.0	24.2	24.6	24.9	25.3	25.6	25.5	25.4	25.4	25.4	25.3	25.1	25.2	25.3	25.2	25.4	25.6	25.4	25.6	25.4	24.98
21	25.2	25.1	25.0	25.0	24.8	24.8	24.9	25.0	25.1	25.2	25.0	24.8	24.5	24.5	24.6	24.7	25.0	25.0	25.0	25.0	25.2	25.4	25.7	25.8	25.01
22	25.7	25.9	25.9	26.0	25.9	25.9	26.3	26.8	27.0	27.1	26.9	26.7	26.4	26.5	26.5	26.5	26.6	26.7	26.7	26.7	26.7	26.5	26.4	26.3	26.44
23	26.1	26.1	26.0	26.1	26.2	26.3	26.4	26.7	26.7	27.0	26.9	26.7	26.4	26.2	26.3	26.2	26.3	26.5	27.0	27.0	27.1	27.4	27.4	27.4	26.80
24	27.7	27.7	27.7	27.5	27.3	27.9	28.2	28.7	28.9	29.0	29.0	28.7	28.4	28.2	28.2	28.5	28.6	28.9	29.1	29.3	29.3	29.5	29.8	29.9	28.60
25	30.0	30.0	30.0	29.9	29.9	30.1	30.4	30.7	31.1	31.4	31.5	31.8	31.0	30.9	31.2	31.2	31.2	31.0	31.2	31.4	31.4	31.3	31.2	31.2	30.85
26	30.8	30.9	30.9	31.0	31.0	31.0	31.0	31.1	31.1	31.1	31.0	30.7	30.4	30.2	30.2	30.2	30.4	30.6	30.8	31.0	31.0	31.0	31.1	31.2	30.80
27	31.3	30.9	30.8	30.8	31.1	31.4	31.4	31.7	31.8	31.9	31.8	31.2	31.0	30.8	30.8	31.3	31.4	31.6	31.8	31.8	**31.9**	31.6	31.6	31.6	31.38
28	31.4	31.4	31.3	31.1	30.8	30.8	30.9	31.0	31.3	31.5	31.4	30.9	30.7	30.4	30.4	30.5	30.6	30.8	30.6	30.6	30.6	30.7	30.5	30.1	30.85
29	30.0	30.0	29.8	29.6	29.5	29.5	29.6	29.8	29.9	30.0	29.9	29.4	29.0	28.6	28.4	28.6	28.7	28.9	29.0	29.2	29.0	29.0	28.8	28.6	29.28
30	28.7	28.8	28.6	28.7	28.8	29.0	29.4	29.6	29.5	29.7	29.4	29.0	28.7	28.6	28.8	28.8	29.0	29.3	29.4	29.4	29.5	29.5	29.5	29.4	29.13
M.	18.74	18.70	18.62	18.60	18.67	18.71	18.96	19.17	19.25	19.33	19.24	18.95	18.71	18.56	18.54	18.51	18.67	18.81	18.90	18.97	19.15	19.25	19.29	19.26	18.90

Dezember 1934 — Zürich

Tag	1^{30}	2^{30}	3^{30}	4^{30}	5^{30}	6^{30}	7^{30}	8^{30}	9^{30}	10^{30}	11^{30}	12^{30}	13^{30}	14^{30}	15^{30}	16^{30}	17^{30}	18^{30}	19^{30}	20^{30}	21^{30}	22^{30}	23^{30}	0^{30}	Tagesmittel
1	29.2	29.3	29.2	29.1	29.0	29.0	29.0	29.2	29.2	29.2	29.1	28.4	27.9	27.6	27.5	27.2	27.2	27.3	27.3	27.2	27.0	26.6	26.5	26.2	28.10
2	26.0	26.2	25.7	25.2	25.0	24.6	24.3	24.4	24.2	24.1	23.5	23.0	22.4	21.8	21.3	21.3	21.2	21.2	20.4	20.2	19.3	19.2	19.5	19.5	22.66
3	19.7	19.8	19.7	19.7	19.8	19.9	20.0	20.3	20.4	20.2	19.8	19.4	19.0	18.8	18.9	19.0	18.8	18.7	18.5	18.2	18.1	17.8	18.0	17.6	19.17
4	17.5	17.6	17.8	18.3	18.4	18.9	19.4	19.7	19.6	19.4	19.3	18.9	18.3	18.0	17.6	17.2	17.0	16.8	16.7	16.2	16.0	15.8	15.6	15.0	17.71
5	14.1	15.6	15.2	15.9	15.9	16.0	16.3	16.1	16.6	17.1	17.2	17.0	16.7	17.0	17.2	17.8	18.3	18.7	19.1	19.3	19.3	19.6	20.1	20.0	17.85
6	19.8	20.2	20.2	20.3	20.3	20.6	21.0	21.4	21.6	22.0	22.0	21.3	20.6	20.3	20.3	19.8	19.5	19.3	19.0	18.7	18.5	18.3	18.2	18.3	20.06
7	18.5	18.9	19.0	19.0	19.0	18.8	18.8	19.3	19.6	19.9	20.0	20.0	20.0	20.3	20.4	20.7	21.0	21.4	21.6	21.6	21.9	22.1	22.3	22.2	20.26
8	22.0	22.1	21.9	21.8	21.9	22.0	22.0	22.2	22.6	22.6	22.6	21.9	21.6	21.4	21.8	22.0	21.9	21.9	22.0	21.9	21.5	21.1	20.7	19.9	21.81
9	19.8	19.6	19.0	18.4	18.2	18.2	18.2	17.7	17.7	17.7	17.0	15.9	15.2	14.5	14.3	14.4	14.2	14.0	13.6	13.6	13.3	13.2	13.0	12.7	15.98
10	11.9	11.6	11.4	11.7	09.8	09.3	08.7	08.8	08.7	08.7	08.2	07.9	07.3	06.9	07.0	07.7	09.8	09.7	10.2	10.7	11.7	12.1	12.6	12.8	09.74
11	12.9	13.2	13.0	13.1	13.1	13.1	13.3	13.3	13.1	13.5	13.2	12.9	12.4	11.8	11.6	11.3	11.2	10.7	10.4	10.5	10.5	10.3	09.8	09.4	12.00
12	08.7	08.6	08.8	08.1	07.9	07.7	07.5	07.6	07.9	08.1	07.8	07.3	07.5	07.2	07.2	07.4	07.6	07.8	07.8	07.9	08.2	08.2	08.2	08.1	07.87
13	08.2	08.2	07.9	07.7	07.7	08.1	08.0	08.2	08.0	08.3	08.4	08.2	07.9	07.5	07.5	07.1	06.9	07.0	06.9	06.5	06.1	05.8	05.7	05.5	07.39
14	05.6	05.6	05.4	04.9	05.2	05.3	05.5	05.6	05.7	06.1	06.2	05.9	05.7	05.0	05.1	05.2	05.2	04.7	04.8	04.6	04.8	01.0	04.1	04.0	05.15
15	03.7	03.6	03.2	02.7	02.4	02.1	02.4	03.3	03.3	02.9	02.5	01.8	**01.4**	01.5	**01.4**	02.1	02.3	02.2	02.6	02.6	02.6	02.8	02.8	02.7	02.35
16	02.8	02.9	03.1	03.1	03.2	03.1	03.5	03.8	04.1	04.4	04.4	04.4	04.5	04.6	05.0	05.3	05.8	06.0	06.4	06.6	06.9	07.0	07.3	07.6	04.82
17	06.9	06.7	06.1	05.8	04.9	04.7	04.8	05.2	05.9	06.6	06.6	07.0	07.3	08.0	08.9	09.7	10.4	11.4	11.7	11.9	12.5	12.9	13.2	13.1	08.41
18	13.1	13.6	13.7	13.8	13.6	13.4	13.1	12.8	12.5	11.7	11.6	11.0	10.2	10.0	09.9	09.7	09.8	09.7	10.0	10.3	10.5	10.9	10.9	10.8	11.92
19	10.7	10.7	10.6	10.6	10.5	10.3	10.7	11.1	11.2	11.6	11.8	11.7	11.5	11.7	11.9	12.1	12.2	12.2	12.4	12.4	12.4	12.2	12.3	12.1	11.55
20	11.8	11.8	11.8	11.7	11.8	12.0	12.2	12.3	12.8	13.1	13.3	12.8	12.7	12.6	12.8	13.1	13.4	13.7	14.0	14.2	14.4	14.6	14.9	14.9	13.04
21	14.9	15.0	15.1	15.0	15.2	15.4	15.6	16.0	16.3	16.7	16.8	16.8	16.9	17.1	17.3	17.4	17.6	17.6	17.7	17.7	17.7	17.7	17.5	17.3	16.60
22	16.9	16.7	16.2	15.8	15.4	15.2	15.0	15.0	14.9	14.8	14.8	14.8	14.1	14.1	14.2	14.2	14.1	14.1	14.0	13.9	13.8	14.0	14.1	14.1	14.74
23	14.2	14.4	14.3	14.2	14.1	14.2	14.5	14.6	14.9	15.2	15.2	15.1	14.9	14.9	14.9	14.8	14.9	14.7	14.8	15.2	15.2	15.1	15.0	14.8	14.75
24	14.6	14.8	14.8	14.8	14.7	14.7	15.0	15.4	15.6	15.8	15.6	15.1	14.8	14.5	14.8	15.0	15.2	15.5	15.8	16.1	16.2	16.6	17.1	17.3	15.41
25	17.4	17.8	17.9	18.0	18.0	18.3	18.5	18.9	19.2	19.5	19.3	19.2	19.2	19.2	19.3	19.5	19.9	20.0	20.0	20.1	20.2	20.2	20.2	20.0	19.16
26	19.6	20.0	20.0	19.9	19.6	19.7	19.7	19.5	19.4	19.3	19.1	18.8	17.6	16.8	16.4	16.2	15.7	15.7	15.5	15.6	15.8	16.0	15.9	15.6	17.78
27	15.6	15.9	16.2	16.2	16.3	17.2	18.0	19.1	20.0	20.4	20.4	20.6	20.8	20.9	21.3	21.4	21.7	22.1	22.4	22.5	22.6	22.4	21.9	22.1	19.92
28	22.4	22.8	22.8	22.7	22.5	22.3	21.8	22.0	21.6	21.5	21.4	20.6	19.9	19.7	19.5	19.4	18.9	18.5	18.4	18.2	17.8	17.4	16.4	15.8	20.18
29	16.2	16.1	16.4	16.4	16.5	16.9	17.5	18.4	17.9	19.5	19.3	19.0	18.7	19.0	19.2	19.8	20.2	20.8	21.3	21.8	22.4	22.8	23.3	23.5	19.28
30	23.7	24.2	24.7	25.0	25.2	25.8	26.3	26.8	27.3	27.6	27.7	27.7	27.5	27.5	27.8	28.2	28.5	28.4	28.4	28.6	28.6	28.6	28.6	28.3	27.13
31	28.0	28.0	27.8	27.7	27.5	27.3	27.2	27.0	26.8	26.8	26.1	25.6	25.2	24.9	24.3	24.2	24.0	23.8	23.9	23.7	23.9	24.0	24.0	24.1	25.66
M.	15.71	15.86	15.77	15.65	15.57	15.63	15.74	15.98	16.09	16.27	16.14	15.77	15.47	15.33	15.37	15.49	15.61	15.66	15.74	15.76	15.78	15.78	15.80	15.65	15.73

1934 **Tägliche Maxima und Minima der Barometerstände** Zürich

Tag	Januar		Februar		März		April		Mai		Juni		Juli		August		September		Oktober		November		Dezember	
	Max.	Min.	Max.	Min.	Max.	Min.	Max.	Min.	Max.	Min.	Max.	Min.	Max.	Min.	Max.	Min.	Max.	Min.	Max.	Min.	Max.	Min.	Max.	Min.
1	22.9	21.2	21.8	12.9	10.7	07.8	13.7	11.4	17.1	12.5	21.5	19.7	22.4	18.8	19.4	17.7	14.2	**10.0**	23.4	20.9	23.0	16.0	**29.3**	26.2
2	21.6	19.3	23.0	19.6	18.1	10.4	13.7	11.8	17.0	12.8	23.1	20.7	23.1	21.8	17.4	15.1	20.6	13.6	20.7	15.8	23.6	21.6	26.3	19.2
3	21.6	18.7	24.2	22.6	22.9	18.1	15.6	13.9	12.5	08.6	20.3	17.6	23.0	21.6	14.8	**11.3**	23.5	20.6	15.8	13.1	23.3	14.5	20.4	17.6
4	22.6	21.5	22.6	19.1	**24.8**	22.9	15.4	10.7	17.3	10.6	17.6	11.6	22.3	19.9	19.2	11.4	23.9	22.6	13.2	10.5	16.7	13.2	19.7	15.0
5	26.3	20.3	21.3	19.3	22.4	18.2	10.7	08.7	19.8	17.3	13.6	**10.6**	19.7	18.6	21.3	19.0	24.2	22.6	22.0	12.9	15.5	06.3	20.1	11.7
6	**32.2**	27.0	24.5	21.0	18.2	13.1	11.1	08.8	20.9	19.3	17.5	12.9	22.2	19.7	18.7	13.7	24.5	22.0	31.6	22.5	09.6	**03.0**	22.0	18.2
7	31.8	27.4	25.5	24.3	17.6	10.4	10.1	06.9	27.4	19.1	22.8	17.7	23.2	22.0	15.6	12.6	23.9	21.4	**32.0**	29.7	10.0	07.3	22.3	18.5
8	27.0	24.3	28.2	22.5	18.6	16.2	06.6	04.9	**28.6**	27.2	23.6	21.5	23.2	22.1	18.1	15.5	21.4	17.9	29.4	23.7	18.0	07.8	22.8	19.9
9	27.8	25.0	31.4	28.6	15.8	11.8	13.6	05.4	27.5	26.1	23.4	21.4	22.2	20.3	19.8	17.5	20.4	16.7	25.2	22.6	17.5	10.2	19.8	12.7
10	29.0	27.0	28.3	26.0	13.2	09.9	14.7	12.8	26.1	24.2	21.4	18.0	20.8	17.8	21.3	19.6	23.4	19.9	29.3	24.7	10.3	04.6	12.8	06.9
11	26.8	21.0	30.8	27.8	09.8	02.3	14.6	11.4	26.2	22.2	18.0	15.1	18.5	15.6	20.3	18.6	22.3	21.2	29.1	27.9	10.0	07.9	13.5	03.4
12	21.0	11.9	32.6	30.9	04.8	**98.9**	18.8	12.9	22.4	19.6	19.6	16.2	15.7	14.4	21.0	19.7	22.7	21.6	29.0	20.9	09.1	07.1	08.7	07.2
13	20.4	12.4	34.4	32.2	08.5	05.1	21.2	19.0	20.2	16.6	20.1	18.9	17.8	14.8	19.4	16.0	23.2	22.0	27.8	26.3	09.3	06.5	08.4	05.5
14	18.9	09.0	**36.0**	34.0	10.4	03.8	23.7	21.0	16.9	14.4	20.3	19.0	19.9	17.5	18.6	16.5	22.7	20.9	26.2	16.3	11.7	07.3	06.2	04.0
15	14.6	**08.6**	35.2	32.2	06.1	03.4	**25.2**	22.8	17.3	12.5	22.8	19.8	23.2	19.6	22.9	18.5	21.2	19.8	16.0	**07.7**	15.9	08.5	03.7	**01.4**
16	25.5	11.6	34.7	32.7	09.5	06.3	24.6	21.8	12.0	**07.4**	23.0	21.7	24.3	23.1	**23.6**	22.2	24.1	20.7	18.6	11.4	16.9	07.3	07.5	02.8
17	26.2	22.4	32.6	31.4	05.6	99.3	21.6	13.1	15.3	09.0	23.7	22.2	23.6	20.6	23.2	21.8	24.6	23.1	19.2	16.4	17.2	06.8	13.2	04.7
18	22.6	19.2	32.5	30.6	10.8	99.0	17.5	11.8	18.3	14.7	24.1	21.2	20.5	17.1	22.5	21.0	24.1	19.7	22.4	16.1	21.5	17.5	13.8	09.7
19	18.8	17.2	31.5	29.3	13.1	09.4	18.2	15.1	23.2	18.6	22.1	16.3	18.3	16.8	22.2	20.6	20.4	19.1	22.9	21.0	23.6	21.5	12.4	10.5
20	27.3	19.3	31.2	29.5	12.5	07.7	22.1	18.4	25.9	23.2	17.6	13.6	17.0	**12.8**	21.0	19.3	20.2	17.5	23.2	22.2	25.6	23.7	14.9	11.7
21	30.6	27.1	30.4	28.4	16.4	11.8	21.9	14.0	27.7	25.8	19.8	17.6	16.1	13.2	20.6	18.0	22.5	18.9	23.2	20.5	25.8	24.5	17.7	14.9
22	32.0	30.6	30.4	27.6	18.7	16.4	13.3	**01.3**	27.9	25.3	20.9	19.5	16.5	13.4	19.0	17.3	22.6	20.5	20.5	18.6	27.1	25.7	16.9	13.8
23	32.0	30.7	27.6	24.8	20.4	18.7	10.9	05.8	25.5	21.8	20.9	17.9	20.6	15.7	19.2	13.5	20.2	19.0	21.4	18.9	27.4	26.0	15.2	14.1
24	30.0	27.9	25.0	21.0	20.0	17.6	10.1	06.1	22.4	19.6	19.8	18.6	20.7	20.1	21.4	19.9	19.7	17.0	23.1	21.4	29.9	27.5	17.3	14.3
25	31.4	29.2	21.0	17.6	21.7	20.2	11.9	08.4	20.0	16.2	20.7	19.5	**24.8**	19.6	19.8	18.1	23.5	19.0	23.2	21.2	31.5	29.9	20.2	17.4
26	31.9	29.6	17.7	07.5	20.1	17.7	13.3	11.1	21.7	16.8	**24.2**	20.8	**24.8**	22.4	19.1	16.5	24.9	23.1	24.9	23.0	31.2	30.2	20.0	15.5
27	29.3	23.4	07.0	**03.0**	17.8	15.7	16.3	12.6	23.2	21.3	23.8	19.4	22.1	19.8	17.5	15.5	**26.9**	25.2	25.1	22.5	**31.9**	30.8	22.6	15.6
28	24.5	22.8	11.6	07.5	16.2	11.6	20.0	16.4	23.0	20.2	19.0	13.7	21.3	19.7	17.7	14.5	**26.9**	24.1	22.4	19.0	31.4	30.1	22.8	15.8
29	24.6	22.6			11.4	08.0	19.6	14.4	21.9	19.4	16.4	13.8	20.6	19.0	17.4	13.8	25.8	23.5	20.1	17.4	30.0	28.4	23.5	18.1
30	27.1	24.6			11.6	09.4	14.6	13.0	20.3	18.3	18.7	14.1	19.5	17.0	18.4	16.2	26.6	23.6	17.7	14.3	29.7	28.6	28.6	23.7
31	28.0	21.9			12.9	11.4			20.0	19.1			18.4	15.4	17.5	14.5			16.4	08.4			28.0	23.7
Mittl. Max.	26.01		26.89		14.84		16.15		21.47		20.68		20.85		19.61		22.84		23.07		20.80		17.76	
Mittl. Min.	21.77		23.71		10.73		12.19		18.05		17.68		18.39		16.95		20.22		19.17		16.68		13.58	
Differenz	4.24		3.18		4.11		3.96		3.42		3.00		2.46		2.66		2.62		3.90		4.12		4.18	
Abs. Max.	32.2		36.0		24.8		25.2		28.6		24.2		24.8		23.0		26.9		32.0		31.9		29.3	
Abs. Min.	08.6		03.0		98.9		01.3		07.4		10.5		12.8		11.3		10.0		07.7		03.0		01.4	
Differenz	23.6		33.0		25.9		23.9		21.2		13.7		12.0		12.3		16.9		24.3		28.9		17.9	

1934 **Uebersicht über den täglichen Gang des Luftdruckes** Zürich

Abweichungen vom Monatsmittel.

	Mittel 700 +	1^{30}	2^{30}	3^{30}	4^{30}	5^{30}	6^{30}	7^{30}	8^{30}	9^{30}	10^{30}	11^{30}	12^{30}	13^{30}	14^{30}	15^{30}	16^{30}	17^{30}	18^{30}	19^{30}	20^{30}	21^{30}	22^{30}	23^{30}	0^{30}	Amplitude
Januar	23.96	−.23	−.12	−.19	−.19	−.19	−.12	.04	.28	.48	.62	.53	.16	−.18	**−.33**	−.30	−.23	−.12	−.08	.01	.03	.04	.02	−.02	−.11	.95
Februar	25.22	**.44**	.40	.14	.01	−.02	−.07	−.01	.20	.30	.43	.42	.11	−.27	−.58	**−.65**	−.64	−.51	−.28	−.05	.09	.17	.14	.12	.12	1.09
März	12.72	.07	−.05	−.21	−.18	−.13	.00	.20	.35	.46	**.47**	.35	.14	−.15	−.43	−.52	**−.55**	−.48	−.30	−.05	.13	.28	.24	.19	.16	1.02
April	14.15	.21	.17	.12	.06	.20	.43	.64	.67	**.70**	.63	.46	.10	−.21	−.55	−.89	−.96	**−.97**	−.82	−.52	−.16	−.01	.10	.22	.28	1.67
Mai	13.61	.10	.01	−.02	.03	.20	.38	.51	**.54**	.49	.43	.25	.00	−.25	−.50	−.69	**−.89**	−.86	−.71	−.51	−.14	.19	.37	.45	**.42**	1.43
Juni	19.04	.31	.17	.07	.09	.16	.28	.34	.35	.30	.31	.17	−.04	−.29	−.49	−.61	**−.66**	**−.66**	−.51	−.35	−.11	.22	.35	**.40**	.34	1.06
Juli	19.54	.22	.09	−.02	.01	.08	.16	.29	.25	.20	.15	.03	−.10	−.25	−.35	−.43	**−.46**	**−.46**	−.34	−.24	−.08	.18	.32	**.36**	.27	.82
August	18.23	.09	−.04	−.10	−.17	−.08	.11	.25	.35	**.43**	.40	.28	.08	−.06	−.21	−.36	−.45	**−.52**	−.49	−.25	.04	.17	.14	.19	.09	.95
Septbr.	21.52	−.04	−.08	−.12	−.16	−.11	.08	.24	.38	.50	**.51**	.30	.03	−.23	−.43	−.61	**−.64**	−.61	−.42	−.14	.16	.30	.34	.36	.33	1.15
Oktbr.	21.13	.28	.13	−.03	−.07	.01	.04	.25	.42	**.49**	.42	.31	−.07	−.37	−.58	**−.62**	−.59	−.45	−.11	−.02	.10	.25	.30	.20	.10	1.11
Novbr.	18.90	−.16	−.20	−.18	−.30	−.23	−.19	.06	.27	.35	**.43**	.34	.05	−.19	−.34	−.36	**−.39**	−.23	−.09	.00	.07	.25	.35	.39	.36	.82
Dezbr.	15.74	−.02	.13	.04	−.08	−.16	−.10	.01	.25	.36	**.54**	.41	.04	−.26	**−.40**	−.36	−.24	−.12	−.07	.01	.03	.05	.05	.07	−.08	.94

Januar 1934 $h_a = 34{\cdot}5^m$ **Stündliche Aufzeichnungen des Anemometers.**

Tag	Mittel	0^{30}–1^{30}		1^{30}–2^{30}		2^{30}–3^{30}		3^{30}–4^{30}		4^{30}–5^{30}		5^{30}–6^{30}		6^{30}–7^{30}		7^{30}–8^{30}		8^{30}–9^{30}		9^{30}–10^{30}		10^{30}–11^{30}		11^{30}–12^{30}	
1	5.2	N	6	N	6	N	7	N	6	N	7	N	6	N	3	N	5	N	5	N	6	NNE	5	ESE	7
2	6.7	ESE	8	ESE	3	ESE	5	ESE	6	SE	6	SE	11	SE	9	SE	7	SE	8	SE	10	SE	9	SE	6
3	6.2	SE	6	SE	5	SE	5	SE	4	SE	4	SE	4	SE	3	SE	4	SE	8	SE	8	SW	6	SSW	7
4	6.7	WSW	6	WSW	3	WSW	3	WSW	6	WSW	5	WSW	4	WSW	9	S	6	S	6	S	9	S	8	S	9
5	12.8	S	9	S	3	S	7	S	9	S	8	S	6	S	14	SSW	23	SSE	17	SSE	19	SSE	13	SSE	14
6	6.4	NW	7	NW	4	NW	5	NW	9	NW	4	NW	6	NW	5	NW	3	NW	3	NW	2	NW	3	SE	5
7	6.6	N	5	N	6	NNE	6	NNE	5	NNW	7	NW	9	NW	6	NW	5	WNW	5	WNW	11	WNW	9	WNW	8
8	5.8	WNW	8	WNW	10	WNW	7	WNW	7	WNW	5	WNW	5	WNW	4	WNW	7	WNW	4	WNW	5	WNW	3	WNW	3
9	6.0	SW	6	SW	8	SW	5	SW	4	SW	7	SW	6	SW	5	SW	3	SW	5	SW	6	SSW	4	SW	6
10	8.8	S	9	S	9	S	10	S	10	S	9	S	10	S	12	S	9	S	6	SSE	8	S	10	S	10
11	6.4	SSE	5	SSE	10	SSE	7	S	6	S	5	S	4	S	9	S	6	S	7	SW	5	SW	5	SW	4
12	14.1	SSE	8	SSE	8	SSE	15	SE	15	SE	6	SE	12	SE	9	SE	6	SE	4	SE	6	NW	9	NW	10
13	21.4	SW	48	SW	54	SW	50	W	28	W	35	W	20	W	21	W	15	W	17	W	18	W	18	W	17
14	22.0	SSW	9	S	12	SSE	18	SE	15	SE	12	SE	8	SE	7	SE	8	SE	11	SE	16	SSW	11	SE	16
15	51.2	SW	49	WSW	29	WSW	70	WSW	65	SW	62	WSW	65	WSW	58	WSW	58	WSW	42	WSW	40	SW	42	SW	51
16	27.8	SW	30	S	35	SSW	37	W	27	WSW	40	WSW	57	WSW	55	WSW	52	WSW	43	WSW	38	W	20	W	28
17	17.9	SW	11	WSW	9	SSW	9	SSW	21	SSW	14	S	13	SSE	15	SSE	18	S	21	S	19	S	20	S	21
18	16.9	SW	46	SE	22	SE	18	SE	21	SE	14	SE	12	E	10	SE	9	SE	7	SE	5	E	10	N	12
19	19.0	SW	20	SSW	30	SSW	40	SSW	20	SSW	16	SSW	37	SSW	27	SSE	19	SSW	10	W	30	NW	33	NW	30
20	13.6	NNW	18	NNW	17	NNW	14	NW	17	NW	15	NNE	9	NNE	10	N	9	NE	7	N	12	NNW	15	NNW	17
21	15.2	NNE	20	NNE	19	NNE	18	NNE	17	NNE	22	NE	18	NE	15	NE	15	NE	15	NE	15	NNE	11	NE	10
22	8.9	NE	25	NE	8	NE	11	NE	5	NE	6	NE	7	NE	9	NE	8	NE	4	NE	9	SE	12	SSE	9
23	12.8	N	11	NNE	8	NNE	7	E	11	E	9	ENE	11	ENE	10	NE	12	NE	18	ENE	17	ENE	15	ENE	12
24	13.9	E	19	E	21	E	19	E	20	E	18	E	14	ESE	16	ESE	14	E	18	E	18	E	16	E	16
25	8.3	SW	11	SW	10	SW	17	SSW	14	SSW	12	SSW	14	S	9	S	7	S	6	S	9	SSW	8	SSW	6
26	7.6	W	8	W	11	W	8	W	6	SSE	12	SSE	8	SSE	6	SSE	4	SSE	8	WSW	9	W	6	W	7
27	23.2	S	5	S	6	S	7	S	13	S	10	S	12	SSW	10	SW	27	SW	27	WSW	18	S	17	SSE	19
28	12.7	WNW	19	WSW	18	WSW	13	W	15	WNW	13	WNW	9	W	9	W	10	W	13	W	7	W	16	W	18
29	9.6	NNW	11	NNW	10	NNW	9	NNW	9	NNW	10	N	7	N	8	NNE	10	N	11	NW	8	NNW	9	NE	11
30	12.3	N	10	N	11	NNE	12	NE	11	N	9	N	11	N	9	SW	11	N	9	N	9	N	8	NNE	10
31	11.8	N	8	N	10	N	12	N	8	N	11	N	12	N	7	N	3	N	6	NW	13	W	9	SSW	13

Februar

1	22.5	WNW	7	WNW	10	SSW	17	S	22	SSW	27	SSW	31	SSW	38	SSW	34	S	27	SE	14	SSE	18	SSE	20
2	23.5	NNE	43	NE	31	NE	29	NE	30	NNE	27	N	19	NNE	21	NNE	30	NNE	30	NNE	23	NNE	21	NE	22
3	13.0	NNE	17	N	14	NNE	12	NE	23	N	19	N	13	NW	10	NE	22	NNE	18	NE	14	N	10	N	18
4	11.8	NW	7	NE	5	NE	5	NE	5	ENE	10	ENE	10	ENE	8	ENE	11	E	13	NW	10	E	12	E	17
5	10.5	NW	9	NW	12	NNW	9	N	9	N	10	NE	5	NE	6	N	8	N	10	E	11	ESE	18	E	14
6	7.8	SW	9	S	6	S	4	S	5	S	4	S	7	S	10	S	10	S	5	S	8	W	8	E	9
7	6.8	SE	3	SE	5	SE	2	SE	5	SE	5	SE	2	SE	4	SE	5	SE	5	SE	6	WNW	10	WNW	8
8	15.6	NW	8	W	7	S	7	S	9	SSE	13	WNW	9	WNW	5	WNW	8	S	7	S	6	NW	13	NW	17
9	7.0	NW	15	NW	7	N	8	SSW	9	SSW	6	SSW	4	SSW	3	SSW	2	SSW	5	SSW	4	SSW	3	W	6
10	6.2	SE	4	SE	3	SE	4	SE	2	SE	2	SE	4	SE	7	SE	14	SE	9	SE	4	SW	6	SW	5
11	7.5	SE	9	SE	8	SE	7	SE	8	SE	10	SE	4	SE	4	SE	4	SE	4	SE	4	SE	4	S	12
12	9.1	N	2	N	1	NNE	8	NNE	5	NNE	2	NNE	4	NNE	4	NNE	3	NNE	5	NNE	3	N	8	W	8
13	18.5	NW	10	NW	10	NW	10	NE	16	NE	20	ENE	19	NE	19	E	19	N	15	ENE	23	NE	17	NE	26
14	9.2	N	26	NNE	25	NNE	13	E	7	SW	5	SW	4	SW	6	SW	4	SW	3	SW	6	SE	9	SE	7
15	10.4	SE	8	SE	14	SE	11	SE	5	SE	12	ESE	8	N	5	N	6	SE	12	SE	9	SE	6	SE	7
16	15.8	NNE	19	NE	16	NE	8	NNE	14	NE	23	NE	28	NE	19	E	13	ENE	9	N	14	ENE	24	ENE	23
17	11.7	NE	12	WNW	10	WNW	8	NW	7	NW	8	NW	12	NW	14	N	8	NNW	9	N	6	N	9	NW	13
18	10.1	NE	30	NE	21	NE	10	NE	6	NNE	9	N	9	NNE	9	NNE	11	NE	10	N	8	N	9	NNE	12
19	11.1	NE	6	SE	5	SE	7	S	8	SSW	11	SSW	15	SW	16	SW	17	WSW	14	W	17	SW	17	W	12
20	18.9	NW	7	SW	5	SW	8	SSE	14	SSE	6	SSE	11	SSE	19	SSE	23	SSW	21	SSW	29	S	33	S	31
21	13.5	SSE	11	SE	13	SSW	11	WNW	14	S	11	SSW	25	SW	30	SW	27	SSW	20	S	20	S	15	SW	16
22	6.7	SSW	4	SSW	11	SSE	8	SSE	8	SSE	8	SSE	3	SSE	4	SSE	4	W	9	W	4	WNW	13	WNW	6
23	5.0	E	3	E	3	E	2	E	2	E	2	E	3	E	2	E	3	E	5	SE	8	SE	6	W	8
24	10.3	SE	5	SE	4	SE	5	SE	8	SE	9	SE	8	SE	9	SE	10	SSE	9	S	6	S	6	S	9
25	9.9	SE	7	SE	14	SE	14	SE	16	SE	12	SE	12	SE	13	SE	14	SE	14	SE	6	SSW	7	W	7
26	6.4	E	6	NW	7	N	4	N	6	S	6	NE	9	NE	6	SE	11	NW	5	WNW	9	SW	6	W	7
27	16.7	N	5	N	3	E	7	E	9	NW	7	E	6	N	7	SW	6	NW	7	WNW	13	WNW	20	WNW	30
28	14.6	WNW	30	W	24	WSW	26	SW	20	SW	16	S	11	SSW	17	SSW	12	S	10	SSW	9	WNW	16	WNW	15

Windrichtung und Geschwindigkeit (Kilometer pro Stunde). Januar **Zürich**

Tag	12^{30}–13^{30}	13^{30}–14^{30}	14^{30}–15^{30}	15^{30}–16^{30}	16^{30}–17^{30}	17^{30}–18^{30}	18^{30}–19^{30}	19^{30}–20^{30}	20^{30}–21^{30}	21^{30}–22^{30}	22^{30}–23^{30}	23^{30}–0^{30}	Summe
1	ESE 4	ESE 4	E 5	E 5	E 6	E 5	E 2	E 4	E 4	E 3	E 5	E 5	124
2	SE 8	SE 10	SE 4	SE 6	SE 4	SE 6	SE 8	SE 6	SE 5	SE 4	SE 2	SE 9	160
3	SW 8	WNW 11	WNW 8	WNW 5	SSW 7	WSW 8	WSW 7	WSW 8	WSW 5	WSW 5	WSW 9	WSW 8	149
4	SSW 8	SSW 7	SSW 9	SSW 7	SSW 5	SSW 5	SSW 6	SSW 5	SSW 7	SSW 6	SSW 10	S 12	161
5	SSE 14	SSE 22	SSE 11	SW 28	SW 26	NNW 17	NW 10	NW 8	NW 6	NW 8	NW 7	NW 7	306
6	ESE 9	ENE 11	ENE 15	N 8	NE 12	ESE 7	ESE 2	ESE 3	ESE 12	ESE 7	ESE 7	ESE 5	154
7	WNW 9	WNW 9	WNW 5	WNW 7	WNW 5	WNW 5	WNW 7	WNW 7	WNW 6	WNW 7	WNW 7	WNW 3	159
8	WNW 7	WSW 6	SW 7	SSW 5	WNW 5	WNW 3	WNW 5	WNW 6	S 9	SW 4	SW 8	SW 7	140
9	WNW 6	WNW 5	S 7	S 6	WSW 5	WSW 7	SW 8	S 7	S 9	S 8	S 4	S 6	143
10	S 9	S 12	S 8	E 11	SE 9	SE 11	SE 4	SE 7	SE 6	SE 7	S 8	SSE 7	211
11	SW 5	SW 5	SW 7	SW 4	SW 10	S 11	SSE 8	SSE 6	SSE 4	SSE 6	SSE 7	SSE 8	154
12	NW 6	SE 16	SE 20	SE 14	SE 17	SE 11	SE 14	ESE 16	SW 17	SW 48	SW 28	SW 24	339
13	W 15	WSW 18	SW 19	SW 20	S 12	SE 13	SE 12	S 12	SE 13	SE 11	SE 16	SE 11	513
14	SE 20	SSE 20	S 28	S 21	S 11	S 21	SSE 22	SW 57	S 30	SW 62	WSW 38	SW 56	529
15	WSW 66	WSW 71	WSW 74	WSW 53	WSW 63	WSW 65	WSW 48	WSW 38	WSW 47	N 23	SE 15	S 18	1228
16	WNW 30	W 25	WSW 20	WSW 22	WSW 20	SW 18	W 17	W 18	WSW 18	SW 13	S 8	S 6	667
17	SSE 21	SSE 22	S 16	SSE 12	SSE 13	SSE 15	SE 13	SE 12	SW 32	SW 44	SW 14	SW 24	429
18	SSE 8	SSE 9	SE 14	SSE 10	SSE 12	SW 26	SW 27	SSW 34	S 22	S 17	S 22	S 19	406
19	NW 16	NW 16	NW 14	NW 6	NW 12	NW 10	NW 6	NW 4	NW 9	NW 15	NNW 17	NNW 12	455
20	NNW 16	NNW 13	N 14	N 9	N 11	NNW 14	N 15	N 13	N 16	N 17	N 13	N 15	326
21	NNE 10	NE 12	N 13	NNE 13	NE 14	NE 18	NE 13	NE 15	ENE 12	ENE 13	NE 13	NE 25	366
22	S 6	W 7	W 7	W 7	ENE 13	ENE 8	ENE 8	ENE 5	ENE 7	ENE 12	N 13	NNW 8	214
23	NNE 15	N 11	N 12	N 10	N 10	N 11	ENE 14	ENE 19	ENE 16	NE 16	ENE 15	ENE 18	308
24	E 12	E 12	E 11	E 7	NE 6	ESE 11	ESE 11	ESE 8	SE 11	S 11	S 13	SW 12	334
25	SSW 9	SSW 7	S 9	SSW 6	W 5	W 5	W 6	W 4	W 4	W 6	W 9	W 6	199
26	W 6	W 8	W 7	W 7	WSW 9	S 11	S 6	S 5	S 9	S 11	S 5	S 5	182
27	SSW 23	SW 25	WSW 31	WSW 33	WSW 34	WSW 31	WSW 42	WSW 42	WSW 46	W 34	W 20	W 24	556
28	WSW 19	WNW 21	WNW 22	WNW 21	NW 12	NNW 6	NNW 3	NNW 10	NNW 9	NNW 10	NNW 7	NNW 7	305
29	W 12	NE 15	NNE 10	NE 10	NE 10	NNE 8	NNE 6	NE 8	S 8	S 10	E 8	N 12	230
30	NNE 10	NNE 15	NNE 14	NNE 12	NE 12	NE 17	NE 21	NE 21	NE 22	NW 12	NW 9	NW 11	296
31	SSW 16	WSW 14	WSW 14	WSW 18	W 15	W 12	W 13	W 15	W 12	W 12	W 15	WNW 15	283

Februar

1	S 22	S 16	SSE 8	NNE 14	NNE 15	NNE 21	NE 29	NE 40	NE 35	NNE 20	NNE 21	NNE 33	539
2	NE 33	NE 29	NE 30	NE 18	NE 24	NE 23	NE 17	NNE 13	N 13	NNE 13	N 12	N 13	564
3	NNE 14	NE 19	E 16	NE 16	N 9	N 8	N 10	WNW 5	WNW 8	WNW 5	NW 7	NW 6	313
4	N 18	E 20	E 21	E 15	NE 13	NNE 11	NNE 17	N 12	NW 14	NNE 11	NNW 8	NNW 11	284
5	NE 13	SE 17	E 21	E 11	ENE 11	ENE 9	ENE 7	ENE 6	ENE 8	N 11	N 8	N 8	251
6	E 14	SE 8	SW 11	S 10	SSE 8	SSE 10	SSE 14	SE 13	SE 4	SE 2	SE 3	SE 5	187
7	WNW 10	WNW 11	WNW 10	WNW 7	WNW 7	WNW 8	WNW 8	WNW 8	WNW 8	WNW 8	WNW 6	WNW 13	164
8	NW 24	WNW 33	WNW 37	WNW 40	WNW 31	S 16	S 13	S 9	SE 17	SSE 10	NNW 17	NW 18	374
9	W 9	NE 14	SW 11	NE 12	NE 17	NW 9	SE 6	SE 3	SE 5	SE 4	SE 3	SE 3	168
10	SW 8	SSW 11	S 8	S 7	S 3	SE 7	SE 5	SE 10	SE 9	SE 6	SE 5	SE 6	149
11	S 8	N 10	NW 14	WSW 7	NE 12	NE 20	E 8	ESE 7	ESE 3	ESE 5	NNE 7	NNE 2	181
12	S 7	WNW 15	N 9	NE 9	SSE 6	NE 11	NE 26	NE 22	NE 19	NNE 19	NNE 11	NW 11	218
13	NE 41	NE 42	NE 31	NE 23	N 14	NW 13	NW 13	N 14	N 12	W 12	NNW 12	WNW 12	443
14	S 11	WSW 8	S 13	S 13	S 10	SSE 8	SSE 9	SSE 10	SSE 10	SSE 1	SSE 2	SSE 11	221
15	SSE 5	W 6	W 6	E 6	NE 10	NE 14	NE 21	N 22	N 14	NE 15	ESE 13	N 15	250
16	ENE 28	ENE 29	ENE 26	ENE 15	ENE 17	ESE 11	SSE 4	NNE 8	NNE 5	NNE 6	N 12	NW 8	379
17	N 15	N 12	N 12	N 7	N 13	NNE 15	NE 14	N 10	N 12	NE 13	NE 16	NE 25	280
18	NNE 11	NNE 10	N 7	ENE 8	E 11	ENE 7	ENE 5	E 7	E 10	E 7	E 7	ENE 8	242
19	W 12	WNW 13	NW 14	W 12	NW 10	N 9	W 11	NW 10	NW 9	NW 10	NW 7	NW 4	266
20	SSW 25	WSW 31	WSW 33	WNW 36	WNW 26	WNW 17	WNW 17	WNW 21	WNW 11	W 9	S 11	S 9	453
21	WSW 10	W 17	SW 11	S 12	S 13	S 5	S 9	SE 13	SE 2	W 6	WSW 6	SW 7	324
22	W 9	WSW 9	S 10	SSW 7	SSW 6	SE 12	ESE 5	ESE 6	ESE 3	ESE 5	ESE 2	ESE 4	160
23	WSW 8	SW 9	SSW 9	SSW 7	S 6	S 3	S 4	SE 6	SE 8	SE 3	SE 8	SE 3	121
24	S 10	SW 11	WSW 25	WSW 24	WSW 13	S 12	S 10	SE 14	SE 11	SE 7	SE 13	SE 9	247
25	WNW 14	NW 15	WNW 8	W 9	WNW 10	NNE 8	NE 2	SE 5	SE 7	SE 12	SE 4	SE 7	237
26	NW 12	NW 14	WNW 10	N 5	S 3	NNE 10	NW 3	NW 2	NW 3	SE 4	SE 4	SE 2	154
27	WNW 30	NNW 19	N 10	NE 13	NE 22	NNE 23	NNE 29	NNW 11	N 13	WNW 23	WNW 46	WNW 33	401
28	WNW 13	NNW 16	NNW 12	N 10	NE 13	N 7	N 8	NNW 11	N 15	N 17	N 13	N 9	350

März 1934. $h_a = 34.5^m$. **Stündliche Aufzeichnungen des Anemometers.**

Tag	Mittel	0^{30}–1^{30}	1^{30}–2^{30}	2^{30}–3^{30}	3^{30}–4^{30}	4^{30}–5^{30}	5^{30}–6^{30}	6^{30}–7^{30}	7^{30}–8^{30}	8^{30}–9^{30}	9^{30}–10^{30}	10^{30}–11^{30}	11^{30}–12^{30}
1	11.5	N 9	N 13	NNW 13	NW 15	NNW 19	NNW 19	NNW 21	NNW 19	NNW 16	NNW 15	NE 17	NE 14
2	8.3	NW 6	NW 3	SE 7	SE 12	SSE 13	SSE 8	SSE 14	SE 7	SSE 9	S 9	SSE 6	SSE 3
3	12.3	WNW 3	SW 5	SW 6	SW 4	WNW 15	NW 16	WNW 11	W 12	W 12	WSW 15	W 17	W 20
4	10.0	NW 12	NW 12	NW 12	NW 6	NW 5	NW 6	NW 5	NW 4	NW 5	NW 12	NNW 13	N 11
5	5.5	ESE 3	ESE 5	NNE 6	NNE 3	NNE 6	N 5	NE 7	NNE 5	NW 8	*N 11	*NE 10	NE 6
6	8.9	ESE 5	ESE 4	ESE 5	SE 7	SE 7	SE 7	SE 9	SSE 4	SSE 10	SSE 9	S 12	S 12
7	13.7	SW 13	S 11	S 6	SW 9	SW 11	WSW 16	WSW 25	WSW 23	WSW 19	SW 19	SW 19	SW 15
8	3.8	SE 1	SE 3	SE 4	SE 1	SW 2	SW 1	SW 0	SW 2	WSW 2	W 4	S 6	S 8
9	7.7	ESE 1	ESE 1	ESE 1	ESE 1	ESE 1	ESE 2	ESE 2	ESE 1	SE 3	SSE 4	S 6	S 2
10	7.7	WSW 20	WSW 11	WSW 9	WSW 11	WNW 6	WNW 3	SE 4	SE 4	SSE 4	SE 6	SW 8	SSW 7
11	9.2	NW 2	W 6	WNW 5	W 11	WNW 10	SW 9	SSW 7	SSW 8	SSW 6	SSE 7	SSE 7	S 6
12	8.4	NNW 7	NNE 3	N 5	SE 4	NW 6	W 3	NW 8	NW 6	WNW 13	W 25	WNW 14	WNW 12
13	6.6	SW 20	S 12	S 12	SSE 12	SSE 10	SE 7	SE 8	SE 7	SE 9	SSE 10	S 10	S 5
14	6.7	SE 4	SE 7	SE 5	SE 4	SE 5	SSW 1	SSW 2	SSW 2	SSW 2	S 3	S 4	SW 5
15	6.1	ESE 4	ENE 4	SE 3	SE 7	S 3	SE 5	S 3	SE 2	WNW 8	W 8	WNW 14	WNW 11
16	9.5	NW 9	NW 8	W 5	SW 9	W 4	WNW 7	SW 3	SSW 9	WSW 13	WSW 13	W 12	W 9
17	6.5	SSE 9	SSE 11	SE 7	SE 8	ESE 6	E 5	SE 5	SSE 6	SSE 7	SE 3	S 4	SW 4
18	16.3	WSW 4	SE 5	W 4	NW 5	E 3	E 4	SW 15	W 13	WSW 28	WSW 23	W 25	WSW 22
19	5.2	E 3	SE 6	S 8	S 5	S 6	SE 7	S 8	E 6	SSE 8	SSE 9	S 8	S 9
20	8.5	SSW 1	SSW 4	NW 4	WNW 3	N 9	NW 5	NNW 8	NNW 10	NNW 8	NNE 4	W 3	E 8
21	5.0	NW 7	NNW 5	NNE 2	NE 0	NE 2	NE 2	NNE 2	NW 3	NW 3	NW 4	W 7	WSW 13
22	4.1	SE 1	SE 3	ESE 2	NW 4	WSW 1	WSW 2	SE 5	SE 5	SE 4	SSE 3	SE 4	SW 3
23	6.4	NE 6	NW 5	NW 3	NW 7	N 3	NW 4	NW 4	NW 1	NW 7	NNW 3	SSW 3	NW 5
24	8.4	N 7	N 8	NW 8	NW 8	N 8	N 7	NNE 10	NNE 12	NE 11	ENE 6	ENE 9	ENE 9
25	5.2	NNE 6	NNW 5	N 4	NNW 5	N 7	NNW 6	N 4	N 5	N 4	N 5	NE 3	N 5
26	7.4	N 6	N 6	NW 7	WNW 7	WNW 7	WNW 8	N 4	NW 5	NW 4	N 6	N 8	ENE 8
27	8.1	N 9	N 9	N 10	N 9	NNE 7	NE 6	NE 5	NW 6	N 7	NE 7	NE 6	E 10
28	5.7	NW 5	W 8	WNW 8	NW 7	NW 4	NW 2	NW 1	NW 2	NNW 7	N 9	E 9	N 6
29	5.0	WNW 6	WNW 6	NW 3	NW 6	NW 8	NW 6	NW 1	NW 5	NW 6	NW 6	NW 7	WNW 5
30	5.0	NNW 0	NNW 2	NNW 1	NNW 0	NNW 1	NNW 0	NNW 1	NNW 1	WNW 5	WNW 7	NW 7	NW 8
31	4.9	WNW 4	WNW 4	NW 5	NW 4	WNW 1	WNW 2	WNW 0	W 2	W 3	W 4	E 6	NNE 7

April

Tag	Mittel	0^{30}–1^{30}	1^{30}–2^{30}	2^{30}–3^{30}	3^{30}–4^{30}	4^{30}–5^{30}	5^{30}–6^{30}	6^{30}–7^{30}	7^{30}–8^{30}	8^{30}–9^{30}	9^{30}–10^{30}	10^{30}–11^{30}	11^{30}–12^{30}
1	5.1	SE 3	S 1	S 1	S 1	S 1	S 0	S 1	S 4	NNE 8	NNE 9	NNE 7	NNE 11
2	4.7	NE 1	NE 1	NE 0	NE 1	NE 1	NE 1	NE 0	NE 1	NW 7	NW 5	WNW 5	NW 6
3	9.6	NW 4	WNW 6	WNW 5	NNW 7	WNW 7	WNW 11	WNW 7	W 5	N 4	NW 5	NW 10	NNW 10
4	10.0	NE 9	NW 6	WNW 7	WNW 9	WNW 6	WNW 3	WNW 5	NE 12	ENE 7	N 8	E 9	E 9
5	5.1	E 1	SSE 2	S 2	S 3	S 1	S 2	N 3	NE 5	N 3	E 4	W 5	W 6
6	5.0	S 6	SE 5	S 3	SSE 4	SSE 3	SSE 3	SSE 3	SE 3	S 3	SW 3	SW 7	E 6
7	4.3	N 0	N 1	NW 2	WNW 3	N 2	E 4	ESE 5	SE 4	SW 3	W 4	WNW 5	W 5
8	5.5	S 3	WSW 1	WSW 1	WSW 2	W 3	W 1	W 1	W 3	WNW 5	WNW 6	W 5	W 5
9	13.2	WNW 7	WSW 10	SW 5	SW 5	W 5	SW 4	WSW 9	WSW 19	WSW 14	S 11	S 13	S 10
10	5.8	WSW 14	WSW 14	SW 15	SW 10	S 7	SSE 3	SE 4	SE 3	S 3	W 3	S 6	NW 5
11	5.3	SSE 6	SSE 5	SE 3	SE 5	SE 4	ESE 5	E 4	SE 5	SSW 3	SW 5	SSW 6	SW 6
12	7.5	NE 1	ENE 2	E 4	E 6	E 1	E 3	E 4	E 2	NW 4	WNW 3	NW 5	WNW 6
13	7.3	WNW 11	WNW 10	NW 9	WNW 10	WNW 10	WNW 11	WNW 8	WNW 9	WNW 3	NW 0	NNW 7	NW 5
14	4.2	NNE 2	NNE 1	NNE 1	N 1	N 2	N 1	N 1	NNW 2	WNW 2	W 4	NW 5	WNW 6
15	5.0	SE 3	SE 2	SE 2	SE 2	SE 2	SE 2	SE 2	SE 3	S 3	SW 5	SSW 4	E 8
16	5.1	SE 3	SE 4	SE 4	SE 7	SE 3	SE 2	SE 0	SE 3	SSE 2	S 4	SSW 5	WSW 4
17	4.4	SE 5	ESE 7	ESE 6	ESE 3	ESE 4	ESE 3	ESE 2	SSE 5	SW 3	SW 3	W 6	WNW 4
18	11.0	SE 2	ESE 1	ESE 3	NW 12	NW 16	WNW 11	WNW 18	WNW 13	WNW 8	W 12	W 15	W 16
19	5.8	NW 4	NW 5	N 2	NW 2	E 1	N 1	E 2	W 3	WNW 6	WNW 6	WSW 5	SW 3
20	6.7	WNW 10	WNW 6	W 2	W 3	W 2	WNW 2	SE 5	SE 5	SE 6	ESE 5	ESE 8	*SSW 6
21	5.3	SE 1	SE 7	SE 3	SE 2	SE 1	SE 2	SE 7	SE 3	SE 4	W 5	*WNW 5	WNW 5
22	11.0	ENE 6	WNW 4	N 3	NE 5	NW 6	N 9	NW 1	NNW 6	NE 9	NE 10	NE 11	NNW 10
23	15.8	WSW 11	WSW 15	WSW 20	WSW 16	WSW 19	WSW 15	WSW 16	WSW 18	WSW 24	WSW 22	WSW 23	WSW 22
24	9.1	SSE 8	SSW 7	SSW 10	S 9	S 9	SSE 8	SSE 8	SSE 9	SSE 7	SSE 9	S 12	SSE 13
25	7.9	N 3	E 3	ESE 5	ESE 6	ESE 6	SE 7	SE 6	W 9	WSW 10	SW 11	WSW 10	WSW 11
26	7.9	SE 7	SE 10	SE 7	SE 6	SE 10	SE 7	SE 6	W 5	W 2	E 6	WSW 5	W 6
27	7.8	SE 3	NW 5	NW 3	NW 4	NW 0	NW 3	E 5	ESE 7	S 6	SSW 7	S 5	ESE 8
28	6.9	NW 4	WNW 6	WNW 6	WNW 6	NW 6	NW 8	WNW 5	NW 3	SW 5	WNW 7	NW 5	WNW 5
29	5.2	NW 1	NW 1	NW 1	NW 1	NW 2	NW 1	NW 3	NW 6	NNE 5	NE 8	NE 8	ENE 7
30	5.8	E 2	E 3	N 3	NNW 3	NE 3	N 3	E 1	NW 3	NW 5	WNW 7	W 3	WSW 6

* interpoliert.

Windrichtung und Geschwindigkeit (Kilometer pro Stunde). März Zürich

Tag	12^{30}–13^{30}	13^{30}–14^{30}	14^{30}–15^{30}	15^{30}–16^{30}	16^{30}–17^{30}	17^{30}–18^{30}	18^{30}–19^{30}	19^{30}–20^{30}	20^{30}–21^{30}	21^{30}–22^{30}	22^{30}–23^{30}	23^{30}–0^{30}	Summe
1	N 11	NNE 9	NNE 10	NNW 8	NNW 6	NW 11	NW 8	NW 6	NNW 3	NNW 3	NNW 4	NW 8	277
2	SSE 7	S 4	WSW 6	S 8	S 6	SSE 7	S 11	S 7	W 17	W 12	W 9	WNW 9	200
3	W 16	W 13	SW 13	S 18	SSE 16	SSE 15	SSE 12	S 16	S 10	NW 11	NW 10	NW 9	295
4	NNE 13	NE 14	NNE 18	NNE 19	NNE 17	NE 14	ENE 13	E 7	ESE 6	ESE 4	N 8	N 5	241
5	NE 6	E 9	NE 8	E 9	ESE 5	ESE 3	ESE 2	ESE 1	ESE 3	ESE 4	ESE 3	ESE 3	131
6	SSW 14	S 11	S 9	SSW 14	S 11	S 9	SSW 10	SW 12	SW 11	SE 7	SSE 5	WSW 10	214
7	SW 14	WSW 21	WNW 25	WNW 22	WNW 22	WNW 9	SSE 6	SSE 3	SSE 3	SSE 6	SE 6	SE 5	328
8	S 7	S 8	S 9	S 6	S 6	S 3	E 6	ESE 3	ESE 3	ESE 3	ESE 1	ESE 1	90
9	WNW 6	S 5	S 7	SSE 8	SSE 3	SE 6	SSW 18	SW 23	SSW 22	SSW 18	SW 19	SW 24	184
10	S 4	S 6	S 5	S 5	SSW 6	SW 11	S 10	S 9	SSW 21	SSW 9	WNW 3	NW 3	185
11	SSW 6	S 8	SSW 8	SSE 6	WSW 14	WSW 19	WSW 20	S 15	S 14	SSE 10	SE 10	SE 6	220
12	W 13	W 11	WNW 8	WNW 7	WNW 4	S 6	W 8	W 7	SE 6	SE 6	WSW 9	WSW 11	202
13	S 5	S 5	S 4	S 4	SSE 4	SE 4	SE 1	SE 4	SE 2	SE 1	SE 2	SE 1	159
14	WSW 21	SW 15	WSW 11	WSW 11	W 7	S 7	SSE 5	SE 5	SE 10	SE 7	SE 10	SE 8	161
15	NW 7	NW 7	NW 9	NW 3	SE 7	SE 12	SSE 4	SE 3	SE 6	SE 7	ESE 5	SE 4	146
16	WSW 13	WSW 13	WSW 14	WSW 13	WSW 15	WSW 9	SW 8	S 8	SSE 7	SSE 10	SSE 8	SSE 10	229
17	S 5	WNW 6	W 8	WSW 11	WSW 14	SW 7	NW 7	SW 5	NW 3	NW 8	WNW 6	WNW 2	157
18	WSW 27	WSW 37	WSW 30	WSW 29	WSW 26	WSW 19	W 13	SW 17	SW 13	SW 9	SW 11	SW 8	390
19	SSW 9	SSE 5	SW 6	SSW 7	N 4	N 2	ESE 3	ESE 1	ESE 1	SE 0	SE 1	S 2	124
20	NW 11	N 15	WNW 27	WNW 20	S 10	SE 7	N 8	SSW 14	SSW 8	WSW 7	NW 3	E 6	203
21	WSW 8	W 3	S 10	WSW 12	S 8	SSW 7	WSW 3	SE 5	SE 6	SE 5	SE 3	SE 1	121
22	W 5	WNW 7	W 9	W 8	N 6	S 4	SSE 3	SSE 1	S 1	SSW 3	N 8	NE 7	99
23	W 4	NW 8	N 8	NNW 5	NNW 13	N 10	N 10	N 11	N 11	N 9	NNW 9	N 5	154
24	ENE 12	ENE 9	ENE 11	E 12	ENE 12	NE 7	NNE 6	NNE 5	NNE 3	NE 10	NE 6	NNE 5	201
25	ENE 8	ENE 8	NNE 6	N 9	ENE 8	ENE 6	N 4	N 3	N 3	ENE 3	E 2	N 6	125
26	N 10	ENE 8	E 8	ENE 9	ENE 8	ENE 7	E 2	NNE 5	NNE 5	NNE 9	NE 14	NE 16	177
27	ESE 9	ESE 8	NW 6	NW 9	NW 9	NNE 7	NE 9	NE 11	NE 15	ENE 9	NNE 5	NNE 6	194
28	N 9	N 7	NE 9	NE 9	NE 7	NE 7	N 3	NE 4	NE 5	NE 2	NE 4	WNW 4	138
29	NW 6	NW 6	NW 5	NW 6	N 5	NW 8	NW 5	WNW 4	NNW 5	NNW 1	NNW 2	NNW 1	119
30	N 6	N 7	NNE 7	N 10	NNE 8	NNE 6	NE 6	NNE 7	N 8	NNE 8	N 8	NW 7	121
31	NNE 8	NE 10	NE 10	ENE 11	ENE 9	NNE 6	NNE 6	ENE 6	ESE 3	SE 2	SE 3	SE 1	117

April

1	NNE 10	N 9	NNE 9	NNE 12	NNE 10	ENE 12	ENE 8	ENE 2	NE 2	NE 1	NE 1	NE 0	123
2	WNW 9	NW 8	N 8	NE 8	NNE 10	SE 11	SE 7	SSE 5	SE 4	ENE 8	E 2	NE 4	113
3	NE 8	NE 12	NNE 14	NNE 12	ENE 11	ENE 12	NE 11	NE 15	NE 21	ENE 20	NE 7	N 7	231
4	ENE 12	E 14	NE 10	ENE 15	ENE 14	ENE 13	ENE 13	ENE 18	ENE 16	ENE 14	ENE 9	E 2	240
5	NW 5	N 4	SSW 8	SSW 7	WSW 8	WSW 10	W 8	SSW 9	SSW 5	SSW 8	WSW 7	W 7	123
6	E 7	NW 5	NW 5	N 7	NE 5	ENE 8	ENE 11	ENE 11	E 4	E 3	NW 2	N 1	120
7	SW 5	SW 9	SSW 6	S 6	WSW 7	SSW 6	WNW 3	SSE 5	SE 7	SE 4	SE 4	SSE 2	102
8	W 5	S 8	S 15	SSE 19	SSE 13	SSE 10	SE 10	SE 3	SE 2	SE 2	SE 1	NW 7	131
9	S 11	SSW 10	SSE 10	W 17	W 15	W 17	WSW 20	WSW 26	WSW 24	WSW 22	WSW 18	WSW 15	317
10	SW 6	SW 6	SSE 7	S 5	SW 6	SE 5	SSE 4	SE 2	SE 2	SE 3	S 2	S 5	140
11	NW 8	NW 6	SW 6	SW 7	N 4	ENE 5	ENE 13	E 8	SE 5	SE 4	SE 2	N 2	127
12	W 12	WSW 8	NW 5	NW 10	WNW 12	WNW 13	WNW 16	NW 11	NW 13	WNW 13	WNW 14	WNW 14	180
13	WNW 9	WNW 9	WNW 6	WNW 14	WNW 10	WNW 10	NW 5	NW 3	NNW 3	NW 4	NE 2	NNE 1	175
14	WNW 6	WNW 7	W 7	WSW 11	WSW 10	SW 9	S 4	S 4	S 4	S 3	SE 5	SE 3	101
15	E 7	NE 6	N 9	NE 8	ENE 9	ENE 9	ENE 11	ENE 8	SE 2	SE 4	SSE 6	SE 3	120
16	SSW 5	SW 8	SSW 7	W 7	WNW 7	WSW 7	WSW 4	WSW 3	SSE 5	SE 8	SE 9	SSE 11	122
17	W 6	W 6	WSW 7	S 7	SSW 5	S 4	SSE 3	WNW 6	S 3	SE 3	SSE 1	SE 3	105
18	WSW 24	WSW 22	WSW 22	WNW 14	WSW 8	NW 11	NW 5	N 3	NNW 5	NW 10	NW 7	NW 5	263
19	SE 6	SSW 6	S 5	W 18	WSW 4	W 16	W 11	WNW 17	WNW 5	N 2	WNW 9	WNW 10	139
20	*SSW 6	*SSW 12	*WSW 15	*WSW 12	*W 9	*WNW 7	*WNW 7	S 9	SE 9	SE 7	SE 5	SE 2	160
21	NW 7	WNW 10	WSW 7	N 5	N 7	NE 7	NE 5	ENE 11	ENE 13	ENE 7	ENE 3	ENE 6	127
22	NNW 10	NNW 8	N 7	NNW 10	SW 17	S 19	SSE 15	WSW 19	WSW 20	WSW 23	W 14	W 15	263
23	W 24	W 23	WSW 18	W 15	NW 12	NW 15	WNW 17	NW 9	WNW 7	WNW 4	S 6	S 8	379
24	S 14	SSE 14	S 14	SSW 14	S 5	WNW 11	WNW 8	NW 5	NW 6	WNW 7	WNW 7	N 5	219
25	W 9	SSE 10	S 8	S 13	S 11	SSW 10	S 9	SE 7	SE 8	SE 5	SE 7	SE 0	190
26	SW 13	W 15	WSW 15	SW 11	SSW 8	S 9	SSE 10	SSE 8	SE 7	SSE 7	SSE 3	SE 7	190
27	ENE 9	NE 6	E 11	NE 8	NE 7	WNW 15	WNW 21	NW 18	NW 16	NW 11	NW 8	NW 2	188
28	W 5	NW 8	NNW 6	NW 10	WNW 14	WNW 18	WNW 13	NW 9	NW 7	NW 4	NW 2	NW 3	165
29	ENE 12	ESE 10	E 11	ESE 9	E 7	ESE 7	ESE 6	ESE 5	SE 5	ESE 5	SE 1	SSE 2	124
30	W 7	ESE 8	NE 9	N 11	NE 9	NNE 6	ENE 7	E 11	SE 12	W 6	SE 6	ESE 4	138

Mai 1934 $h_a = 34{\cdot}5^m$ **Stündliche Aufzeichnungen des Anemometers.**

Tag	Mittel	0^{30}–1^{30}		1^{30}–2^{30}		2^{30}–3^{30}		3^{30}–4^{30}		4^{30}–5^{30}		5^{30}–6^{30}		6^{30}–7^{30}		7^{30}–8^{30}		8^{30}–9^{30}		9^{30}–10^{30}		10^{30}–11^{30}		11^{30}–12^{30}	
1	8.2	ESE	2	NW	4	NE	4	NNW	3	NW	3	NNW	7	NNW	7	NW	11	WNW	17	WNW	15	WNW	7	W	5
2	6.1	WNW	6	WNW	3	WNW	5	NNW	5	E	3	SE	3	WNW	3	WNW	5	NNW	6	E	8	SW	8	S	7
3	6.3	NW	5	ESE	3	ESE	2	SW	3	WSW	3	SW	2	WSW	1	WNW	7	NW	6	SW	3	WNW	7	SW	6
4	7.5	WSW	3	SW	6	SW	7	W	5	W	6	W	3	W	4	SW	6	SSE	10	SSE	8	SSE	8	SSE	11
5	6.0	WSW	3	WSW	4	WSW	2	WSW	3	WSW	4	WSW	1	WSW	1	WSW	3	NE	5	ENE	10	ENE	11	NE	14
6	5.5	SW	1	SW	2	W	5	W	4	NW	5	NW	1	NW	1	NW	3	WNW	5	NE	7	ENE	10	ENE	14
7	8.3	N	1	N	1	N	4	N	3	E	2	E	4	E	2	E	4	E	2	SSW	6	SSW	7	SSW	10
8	7.8	W	7	WNW	7	WNW	6	NW	7	NW	3	NW	4	N	4	N	5	ENE	8	E	12	E	12	E	15
9	5.7	E	2	NNW	6	NNW	2	NNW	2	NNW	2	NNW	1	NNW	1	NNW	3	NW	4	NW	8	NW	7	NW	7
10	6.5	NW	9	NNW	10	N	6	S	4	NNE	3	NE	7	NE	5	NNE	7	NE	10	N	11	N	11	N	6
11	5.9	N	2	N	2	N	1	N	1	N	1	N	1	N	2	NW	7	WNW	5	WNW	8	NNW	8	NE	10
12	4.7	NNW	3	NNW	3	NNW	2	NNW	3	WNW	3	WNW	1	WNW	3	NW	2	SE	4	NW	5	NW	5	WNW	6
13	5.9	SE	1	SE	2	SE	1	SE	1	SE	1	SE	2	SE	2	SE	3	SSW	6	SW	4	SSW	6	SSW	9
14	10.8	WNW	9	WNW	6	SSE	9	SSE	8	SSE	5	SW	4	S	5	S	5	SW	7	W	7	SW	12	WNW	15
15	6.9	N	7	N	7	NNW	4	NNW	4	NNW	4	SSE	5	WSW	9	W	7	WNW	7	W	9	W	4	SSE	7
16	5.1	N	2	N	3	N	3	N	3	E	3	E	1	E	3	W	2	S	4	S	4	S	4	SSW	5
17	8.3	WSW	3	SW	2	WNW	6	WNW	15	WNW	13	WNW	9	WSW	6	WSW	10	WNW	9	WNW	11	WNW	16	WNW	12
18	7.7	ENE	8	N	8	NE	6	NE	5	NE	8	NE	10	NE	10	ENE	14	ENE	15	ENE	14	E	9	ENE	10
19	4.7	N	2	E	1	E	2	E	1	E	1	E	2	E	1	E	1	E	2	W	8	NW	6	W	10
20	7.7	SE	7	SE	6	SE	3	SE	3	SE	3	SE	1	SE	3	SE	3	WSW	2	W	6	WNW	6	WNW	9
21	6.0	SSE	3	W	3	NNE	3	NNE	2	NE	3	N	3	NW	4	NW	2	N	3	NW	7	WNW	8	WNW	5
22	5.0	NW	3	NW	4	E	2	E	0	E	1	E	1	E	1	E	2	W	6	SW	4	SSW	6	WSW	7
23	6.6	NNW	3	W	2	W	2	W	4	W	2	W	1	W	4	NNE	5	NNE	7	E	10	N	7	NNE	7
24	8.3	N	10	N	8	N	7	N	4	N	7	N	3	ENE	4	NNW	6	NNW	10	N	7	N	9	N	8
25	6.7	E	4	W	6	W	7	WNW	10	NW	5	NW	1	NW	4	WNW	3	NW	9	NW	9	NE	9	NNE	9
26	8.6	NW	3	NW	6	NW	5	NW	4	NW	3	NW	2	NNW	6	NNW	9	NW	8	NNW	9	NNW	9	NNW	8
27	10.0	N	13	NNE	11	NNE	12	NNE	12	NNE	11	NNE	11	N	12	NE	12	NE	9	ENE	8	N	9	N	10
28	6.5	NE	10	NE	6	NE	3	NW	2	NW	2	NW	1	NW	2	NW	7	WNW	6	NNW	7	NNW	10	NNW	8
29	5.5	NNW	1	NNW	1	NNW	2	NNW	2	NNW	1	NNW	1	NW	3	SSE	3	NW	4	WSW	5	NNW	6	W	6
30	6.1	NNE	7	WNW	8	WNW	5	W	3	W	3	W	3	WNW	2	ENE	5	NNE	5	ENE	7	NNE	7	NE	7
31	4.9	S	2	S	1	W	4	SE	2	SE	2	SE	3	NW	7	NW	6	NW	5	W	3	W	6	W	3

Juni

Tag	Mittel	0^{30}–1^{30}		1^{30}–2^{30}		2^{30}–3^{30}		3^{30}–4^{30}		4^{30}–5^{30}		5^{30}–6^{30}		6^{30}–7^{30}		7^{30}–8^{30}		8^{30}–9^{30}		9^{30}–10^{30}		10^{30}–11^{30}		11^{30}–12^{30}	
1	7.1	SSE	3	ESE	1	ESE	2	ESE	2	ESE	1	W	3	NW	5	SE	4	SW	3	W	16	WNW	19	WNW	18
2	6.5	ESE	4	WNW	11	WSW	10	WSW	7	SSW	6	WSW	4	W	6	WNW	9	WNW	12	WNW	6	WNW	7	WNW	7
3	6.3	E	4	E	3	NW	2	NW	2	NNW	2	ESE	2	SE	2	WNW	4	WSW	3	WNW	7	W	8	W	10
4	5.5	WNW	3	WNW	2	WNW	3	SE	5	ENE	5	SSE	4	NNW	5	NNW	7	NW	4	NE	4	S	4	SSW	4
5	6.2	N	3	NNE	7	NNW	5	NW	6	N	7	NW	5	NNW	7	N	4	N	4	N	7	N	6	N	9
6	5.5	NE	2	NNE	4	NNE	2	NNW	3	NW	2	NE	2	NNW	2	NNW	4	NW	6	NW	6	NW	7	WNW	10
7	5.9	SE	7	SE	7	SE	7	SE	5	SE	2	SE	5	SE	3	SE	2	ESE	3	NW	5	NW	4	SW	7
8	4.1	SE	3	ESE	3	ESE	1	ESE	1	ESE	0	ESE	1	ESE	1	W	3	NW	4	NW	8	E	6	NW	5
9	6.0	NE	4	WNW	5	WNW	7	WNW	4	WNW	1	WNW	0	WNW	2	E	4	NE	6	N	7	NNE	9	NNE	8
10	7.2	NE	5	NW	4	NW	1	NW	1	NW	2	NW	1	NW	3	NNE	6	NNE	7	NE	13	NE	14	NE	14
11	7.7	NW	4	NW	1	NE	2	ENE	2	ENE	1	ENE	2	ESE	4	SE	2	SSE	2	SW	5	SSW	7	SSW	6
12	6.1	SSE	11	SE	4	SE	3	ESE	3	ESE	2	ESE	1	ESE	1	SE	3	W	4	NE	6	NNW	7	NNW	8
13	3.6	SSE	1	SSE	1	SSE	1	SSE	2	SSE	1	SSE	2	SSE	2	SE	2	WSW	5	NW	6	NW	7	N	7
14	5.1	ESE	2	ESE	2	ESE	2	E	2	E	3	NW	2	NW	1	NW	1	S	4	SSW	5	SSW	6	SSW	6
15	4.8	SSE	4	SE	5	NNE	4	ENE	7	SE	7	SE	3	ESE	4	ESE	2	NW	3	NW	5	SW	2	S	7
16	9.9	NE	2	ENE	2	ENE	2	ENE	4	ENE	7	NE	10	NNE	11	NE	13	NNE	12	NE	13	ENE	15	ENE	16
17	5.0	NW	5	WNW	3	WNW	2	WNW	2	WNW	1	NW	4	NW	5	WNW	3	W	3	W	3	NW	6	E	7
18	4.2	SE	3	SE	1	E	4	E	2	E	2	E	1	E	1	E	2	E	2	SSE	4	SSW	6	SSW	6
19	9.5	SE	5	SE	6	SE	5	SE	5	ESE	6	SE	7	SE	5	SSE	2	SSE	5	S	8	SSW	12	SSW	13
20	14.8	WSW	20	WSW	21	WSW	18	WSW	17	WSW	19	WSW	21	SW	21	WSW	20	WSW	23	WSW	22	WNW	17	WSW	14
21	7.7	W	6	W	7	W	5	W	7	W	8	W	7	WSW	5	WSW	9	WSW	9	WSW	12	S	10	WSW	13
22	13.8	SE	7	SE	8	ESE	8	SE	7	SE	8	SSW	14	SSW	15	SSW	13	SW	17	SW	15	SW	20	WSW	23
23	5.7	SE	7	SE	10	SE	10	ESE	6	ESE	6	ESE	4	ESE	3	S	2	SSW	4	NE	7	N	5	NNE	8
24	5.0	SW	1	SW	1	S	1	S	2	S	2	S	1	S	2	W	6	W	6	WNW	5	WNW	5	SSW	6
25	8.0	ENE	6	NW	6	SW	3	E	5	SSE	4	SSE	3	SE	4	SSW	3	WNW	8	WNW	12	WNW	11	WNW	13
26	9.0	WNW	7	W	6	SSE	6	SSE	9	SSE	7	SSE	9	SE	11	SSE	9	WNW	13	WNW	8	SW	6	N	7
27	4.2	SE	3	SSE	1	SSW	2	SSW	3	S	3	SSE	4	SSE	3	W	3	NNW	2	NNW	3	N	5	E	4
28	6.7	NE	1	NE	4	E	3	E	1	E	1	E	1	E	1	W	3	WSW	4	W	5	NW	4	NW	6
29	6.0	WNW	11	WNW	10	WNW	10	WNW	10	WNW	10	WNW	10	WNW	9	WNW	7	WNW	3	WNW	3	WNW	5	WNW	3
30	7.4	NW	4	NE	1	NE	1	N	2	NNW	5	NNW	7	NNW	7	N	8	N	8	NNE	11	NNE	12	N	11

Windrichtung und Geschwindigkeit (Kilometer pro Stunde). **Mai** **Zürich**

Tag	12^{30}–13^{30}	13^{30}–14^{30}	14^{30}–15^{30}	15^{30}–16^{30}	16^{30}–17^{30}	17^{30}–18^{30}	18^{30}–19^{30}	19^{30}–20^{30}	20^{30}–21^{30}	21^{30}–22^{30}	22^{30}–23^{30}	23^{30}–0^{30}	Summe
1	WNW 10	WNW 6	WNW 7	NNW 8	NNW 9	WNW 12	WNW 10	WNW 11	WNW 13	W 10	WNW 8	WSW 7	196
2	S 11	S 6	S 6	S 13	S 5	SSE 5	NE 8	NE 9	NNW 4	NE 5	WNW 7	WNW 5	146
3	WSW 5	WNW 11	WNW 12	WNW 14	WNW 13	WNW 14	WNW 9	WSW 6	SSE 3	WNW 3	WNW 6	WNW 7	151
4	SSE 11	SSE 11	SSE 8	S 7	S 8	WSW 9	WSW 12	SW 8	WNW 9	WSW 4	WSW 6	WSW 9	179
5	NE 12	NE 15	NE 10	NE 8	NE 8	NE 8	SSE 7	SSE 6	SSE 3	SSE 2	SSE 1	SSE 4	143
6	ENE 12	E 10	ENE 10	ENE 8	N 6	N 7	N 6	ENE 7	ENE 2	N 1	N 1	N 3	131
7	WNW 12	WSW 15	SSE 12	S 6	SSE 12	S 11	SSE 13	W 10	WNW 22	NW 21	NW 15	NW 5	198
8	ENE 10	ENE 10	ENE 10	E 11	ESE 10	E 10	E 8	E 8	E 11	E 7	E 2	E 1	188
9	NNW 7	NNW 8	N 3	NE 5	NNE 5	ENE 10	E 11	ENE 12	NNE 8	NE 11	NE 5	NNE 7	137
10	NE 7	NE 7	NE 8	NE 9	ENE 7	ENE 8	NNE 6	N 2	NNE 6	NNE 4	N 1	N 3	157
11	NE 9	ENE 11	ENE 15	ENE 10	E 10	ENE 5	NNE 6	NE 6	SSE 7	SSE 5	SE 5	E 4	141
12	NNW 5	NNW 9	NNW 7	NNW 8	NNW 8	N 7	N 2	NW 6	SSE 9	SE 4	SE 2	SE 6	113
13	SSW 9	SSW 9	WSW 13	SSE 12	S 10	SSE 10	SSE 6	SE 4	SSW 7	S 8	SW 6	SW 9	141
14	WNW 22	WNW 25	WNW 23	WNW 19	WNW 18	WNW 16	WNW 13	WNW 7	NW 9	NE 7	NNE 5	N 4	260
15	E 7	SE 7	E 7	E 7	ENE 6	NE 7	NE 11	ENE 13	ENE 15	E 5	ENE 5	N 2	166
16	SSW 6	S 5	W 6	SW 6	SW 5	WSW 7	WSW 11	SSW 14	S 9	S 8	SE 6	W 2	122
17	WNW 10	WNW 11	WNW 11	WNW 7	SW 3	NE 9	ENE 10	ENE 5	ENE 3	ENE 5	NE 5	NE 8	199
18	N 11	NE 9	NNE 5	NNE 5	NE 7	NE 5	NE 5	NE 7	NE 8	N 2	N 2	N 1	184
19	SW 10	WNW 10	WNW 6	WNW 8	WNW 8	WNW 8	WNW 7	WNW 6	NNW 5	WNW 2	NNW 2	E 4	113
20	WNW 11	NW 10	WNW 15	WNW 13	WNW 15	WNW 19	WNW 15	WNW 12	WNW 8	WSW 5	WSW 3	SSE 7	185
21	WNW 6	WNW 9	WNW 11	WNW 11	WNW 12	WNW 11	WNW 11	W 8	W 4	NW 8	NW 3	NW 3	143
22	W 7	WNW 8	WNW 9	WNW 7	WNW 8	WNW 9	WNW 11	WNW 7	WNW 5	N 7	N 2	NNE 2	119
23	NE 8	N 7	N 7	N 6	N 8	NNW 11	NNW 9	N 10	N 9	N 6	N 12	N 12	159
24	NW 6	N 8	WNW 10	WNW 12	WNW 11	N 7	N 9	NNE 11	NE 13	ENE 13	NE 8	NE 8	199
25	N 8	WNW 7	NW 9	W 6	W 10	WNW 9	WNW 12	NW 6	NNW 4	NW 4	NW 7	NW 4	162
26	NNW 6	N 9	WNW 11	WNW 15	NNW 11	NNW 10	NE 11	NNE 11	NNE 16	NNE 14	NE 11	NNE 10	207
27	N 7	N 7	NW 9	NW 7	NE 7	ENE 6	ENE 6	ENE 11	ENE 11	NE 11	NE 15	NE 12	239
28	NNW 8	NW 8	NW 8	NW 7	NW 7	NW 10	WNW 10	WNW 11	NW 5	NNW 6	N 7	NNW 4	155
29	N 7	W 9	NNE 7	NW 5	NW 7	NE 6	NE 9	NE 13	NE 16	NE 5	NE 6	NE 8	133
30	E 6	SSE 5	NE 5	NE 7	NNW 7	NNE 9	NE 8	NE 10	NE 10	ENE 13	S 3	NE 2	147
31	WNW 10	WNW 11	WNW 9	S 7	SE 7	ESE 8	SE 8	S 6	S 3	SSE 2	SSE 1	SSE 2	118

Juni

1	WNW 10	NW 6	S 11	S 15	S 11	SSE 6	S 9	SSE 6	ESE 5	E 6	E 6	ESE 2	170
2	WNW 5	WSW 4	SSW 7	S 7	SSE 8	E 14	SE 3	SSE 4	W 3	W 2	WSW 4	SE 7	157
3	W 12	WSW 19	WSW 10	SSW 10	SSW 9	SSW 9	WSW 7	SSW 8	SW 5	SW 4	WNW 4	WNW 6	152
4	N 6	N 6	NW 4	NNW 9	N 11	NNE 9	NNE 7	NE 9	ENE 12	ENE 2	N 3	N 5	133
5	N 9	N 11	NNW 11	N 12	NE 10	NNW 6	N 3	N 3	N 3	NNE 2	NE 6	ENE 4	150
6	W 8	W 9	WSW 8	WSW 12	WNW 7	SE 8	W 5	WNW 5	NW 4	S 4	SSE 8	SSE 4	132
7	S 5	SW 7	SSE 7	S 11	S 11	SSE 8	SSE 7	SE 7	SE 7	SE 5	ESE 6	SE 4	142
8	E 7	N 7	NW 5	W 7	ENE 6	NE 5	ENE 4	ENE 6	NE 4	NE 2	NNE 7	NNE 2	98
9	NNE 8	N 8	NNE 10	NNW 8	N 6	N 5	NE 4	NE 7	ENE 7	NE 9	NE 10	NE 6	145
10	NE 10	NE 9	NE 9	ENE 10	ENE 9	ENE 8	E 7	ENE 7	ENE 9	ENE 11	ENE 7	NE 5	172
11	SW 9	W 8	W 13	WNW 13	WNW 16	WNW 17	NW 11	N 18	NE 11	ENE 8	N 6	SSE 16	184
12	NW 19	N 18	SSE 11	SSE 12	SSE 8	SSW 7	S 4	S 3	S 5	SSE 4	SSE 2	SSE 1	147
13	NW 6	E 6	NNE 5	S 4	WNW 4	N 4	NE 3	S 4	SW 2	SW 2	SE 5	SE 5	87
14	SSW 8	SSE 7	SSE 9	SSE 11	S 12	SSW 13	SW 10	S 6	SE 3	SE 3	SE 1	SSE 4	123
15	SSE 10	S 9	S 7	SW 6	NW 5	ENE 9	E 4	E 2	ENE 2	NE 4	NE 1	NE 2	114
16	ENE 15	ENE 15	ENE 15	ENE 16	ENE 12	NE 12	NE 6	N 2	WSW 5	NE 16	NE 12	NW 4	237
17	S 5	SE 8	SW 5	NE 5	NE 7	ENE 8	ENE 11	ENE 10	E 4	E 3	E 3	ESE 6	119
18	SSW 7	SW 7	SSW 8	SW 8	SSW 7	SSW 8	S 7	SSE 3	N 3	NNW 1	NNW 4	SE 5	102
19	W 15	NW 13	E 5	E 18	N 12	SW 17	SSW 23	S 11	E 7	SSE 5	WSW 8	WSW 15	228
20	SW 13	SSW 14	SSE 11	SSE 7	W 6	WNW 17	WSW 9	SW 9	WSW 17	WNW 9	WNW 6	W 5	356
21	WSW 11	SW 9	SSW 8	SW 9	W 7	W 7	SSW 6	SSW 4	SE 8	SE 5	SE 7	SE 6	185
22	WSW 25	W 25	WSW 21	WNW 23	WNW 19	WNW 16	WNW 16	WNW 9	NW 7	NW 4	SE 5	SE 6	331
23	N 8	N 7	N 8	NE 6	NE 6	NE 5	ENE 7	ENE 8	SE 3	ESE 3	ESE 1	ESE 2	136
24	SSW 6	SW 7	SSW 7	W 5	SSE 5	SE 6	SE 5	SE 2	WNW 10	W 14	SSE 11	E 4	120
25	WNW 11	WNW 10	SSE 7	SSE 14	SE 11	SSE 12	SSE 11	WNW 4	WNW 5	SE 9	SE 12	NW 9	193
26	S 5	SSW 10	WNW 10	WNW 14	WNW 18	WNW 16	WNW 19	W 12	WSW 4	WSW 3	WSW 4	SE 3	216
27	S 5	WSW 7	SE 6	E 8	SE 5	E 4	NE 5	NE 8	NE 10	NNE 2	NE 2	NE 2	100
28	E 5	E 6	N 5	NW 12	WNW 33	W 19	W 12	W 6	W 8	WNW 8	NNW 6	NNW 6	160
29	N 6	N 4	NNE 6	N 5	NE 6	NE 5	N 3	N 3	N 3	NNW 4	NW 4	NW 3	143
30	NE 17	ENE 14	ENE 10	E 12	E 10	ENE 7	N 8	N 9	N 6	NNW 3	NNW 2	WNW 2	177

Juli 1934. $h_a = 34.5^m$. **Stündliche Aufzeichnungen des Anemometers.**

Tag	Mittel	0^{30}–1^{30}	1^{30}–2^{30}	2^{30}–3^{30}	3^{30}–4^{30}	4^{30}–5^{30}	5^{30}–6^{30}	6^{30}–7^{30}	7^{30}–8^{30}	8^{30}–9^{30}	9^{30}–10^{30}	10^{30}–11^{30}	11^{30}–12^{30}
1	4.8	WNW 2	SSE 4	S 4	SE 3	ESE 4	E 1	NNE 2	NW 4	NW 5	NW 5	NNW 6	NNW 5
2	5.4	NNE 3	NNE 4	WNW 6	WNW 5	W 8	NW 6	NW 7	NW 7	W 4	NNW 5	ENE 7	ENE 6
3	7.6	NW 1	NW 1	NW 2	NW 5	WNW 4	N 7	N 6	WNW 4	NNW 6	NW 7	NNW 9	NNW 6
4	9.4	NNE 8	NNE 5	NNE 2	NNE 3	NNE 3	NNE 4	NNE 7	NNE 9	NE 9	NNE 9	NE 9	NE 11
5	10.2	NE 10	N 6	NE 13	NNE 7	NE 11	NE 11	NNE 15	NNE 11	NNE 10	NNE 11	NE 12	NE 10
6	4.3	ENE 0	ENE 1	ENE 1	ENE 0	ENE 1	ENE 0	ENE 1	NW 3	W 4	NE 5	NE 8	NNE 8
7	6.3	ENE 0	NE 2	NNE 1	NNE 1	NNE 1	NNE 1	NNE 1	N 4	NNE 6	NNE 8	NE 10	ENE 14
8	6.7	NE 3	NNE 2	NNE 0	NNE 2	NNE 1	NNE 1	NNE 1	ENE 4	NNE 8	NNE 10	NNE 9	NE 11
9	5.8	NNE 5	NE 4	NE 7	E 1	E 4	E 1	NW 2	NE 4	NNE 7	NE 9	NE 11	
10	3.8	NE 1	NE 3	WSW 4	ESE 1	ESE 1	ESE 0	ESE 2	SSW 2	W 3	WNW 6	E 5	ENE 6
11	7.3	SE 2	ESE 1	ESE 1	ESE 1	ESE 2	ESE 3	ESE 3	SE 2	S 6	S 6	SW 8	SSW 7
12	10.3	SE 10	ESE 6	ESE 6	ESE 5	ESE 7	ESE 4	ESE 4	SE 5	SE 5	W 13	W 25	WSW 25
13	11.1	SE 10	SE 5	WNW 8	WSW 8	SW 6	SSW 5	SSW 7	SSW 8	SW 9	W 12	WNW 14	WSW 14
14	7.9	SSE 7	S 9	S 6	SSW 9	SSW 9	SSW 8	SSW 7	WNW 9	WNW 10	NW 6	S 5	S 10
15	7.2	SE 4	SE 5	WNW 4	W 5	W 6	SW 7	WSW 10	WNW 12	W 11	W 12	W 11	WSW 12
16	5.9	SE 3	SE 2	SE 3	WNW 6	WNW 5	WNW 3	WNW 1	WNW 1	SE 5	SSE 6	S 8	S 10
17	7.7	NE 2	NE 1	NE 1	NE 1	NE 10	NE 5	ENE 5	E 7	NE 6	N 7	NE 12	NE 11
18	3.9	E 4	E 1	E 0	E 1	E 0	E 0	E 2	ESE 4	S 3	SW 2	S 6	WSW 5
19	7.0	SE 3	SE 4	SE 4	SSE 2	SSE 3	SE 2	SE 2	SE 2	W 7	WNW 10	WNW 12	WNW 12
20	4.3	N 2	N 1	N 0	N 1	NNE 2	NNE 1	NNE 1	NNE 1	NE 3	NE 4	N 8	NNE 8
21	8.9	ESE 4	NW 6	SW 13	SE 13	S 9	W 9	W 10	W 8	ESE 11	SSE 11	SW 9	SW 10
22	5.8	NW 7	ESE 3	E 4	N 3	WNW 2	WNW 2	S 3	S 3	WNW 4	NW 2	WNW 1	WNW 5
23	11.7	SSE 7	SE 6	SE 4	NE 4	W 7	WNW 4	NW 4	W 9	WSW 12	WSW 18	WSW 29	WSW 21
24	6.5	S 7	S 9	S 5	S 5	S 5	SSE 4	W 2	SSE 4	S 5	S 7	SSW 6	WSW 6
25	10.0	SW 3	W 5	SSW 13	SSW 10	SW 8	WNW 6	WSW 8	SW 8	SW 8	W 18	W 15	SW 15
26	9.0	SSW 6	SSW 4	WSW 3	SSW 3	SSW 2	SSW 3	W 2	SW 4	SSW 8	WSW 12	SW 13	SW 14
27	15.3	SW 18	SW 16	SW 19	SW 18	W 14	WSW 21	WSW 18	WSW 20	W 18	WSW 16	W 14	WSW 19
28	10.5	WSW 3	WSW 8	WSW 6	NW 8	NW 5	NW 4	NW 4	WNW 8	WNW 10	WNW 11	WNW 10	WNW 13
29	9.1	S 9	S 7	S 7	SE 10	SE 7	SE 4	W 3	WSW 13	WSW 12	W 13	WSW 15	WSW 13
30	4.2	SE 6	SE 5	ESE 6	ESE 3	ESE 5	ESE 2	ESE 2	SE 1	SSE 2	SW 2	NW 3	NW 6
31	6.7	ESE 0	ESE 2	ESE 1	ESE 1	ESE 0	ESE 1	ESE 1	SE 3	WSW 2	NW 6	WNW 9	W 7

August

1	6.8	SSE 3	E 2	SSE 5	SSE 2	SSE 4	S 5	WSW 7	W 6	W 8	WNW 9	WSW 7	S 10
2	5.0	E 2	E 0	E 1	E 1	E 2	E 1	E 1	SE 2	S 3	SSE 7	S 4	SSE 4
3	6.0	ESE 6	ESE 2	ESE 2	ESE 3	WNW 5	NW 9	WNW 12	WNW 15	WNW 10	WSW 3	SW 2	SSE 3
4	10.1	WNW 5	WNW 3	WNW 5	NW 3	NW 2	NW 2	SE 8	SSE 9	SW 9	WSW 11	S 10	SSW 8
5	6.7	WSW 16	WSW 12	WSW 13	WSW 10	WSW 10	WSW 4	WNW 2	S 6	WSW 5	SSW 7	SSW 5	NW 5
6	5.1	E 3	E 0	E 1	E 0	E 1	E 1	ESE 1	ESE 1	W 4	W 3	W 7	E 5
7	8.4	N 6	N 6	W 6	NNW 7	NW 4	WNW 2	NW 2	SSE 3	W 7	W 11	W 13	W 18
8	5.1	SSE 4	SSE 3	SSE 3	SSE 3	SSE 4	SE 5	SE 3	SE 3	SW 3	SSW 6	WSW 5	SW 5
9	6.0	SE 7	SE 3	SE 1	SE 1	SE 1	SE 1	SE 2	WSW 2	W 3	SW 4	SE 6	SSE 9
10	6.7	SSE 8	S 11	W 2	SE 6	SSE 4	SE 6	SE 6	SSE 7	SSE 8	SSE 7	W 3	WSW 6
11	7.8	ENE 4	E 6	E 4	E 1	NNW 5	NW 6	NW 8	NW 8	WNW 7	WNW 7	S 7	S 7
12	7.6	WNW 15	WNW 17	W 9	W 9	SSW 5	SSE 6	SE 5	S 4	SW 7	W 9	W 5	WNW 5
13	11.3	SE 5	SE 7	SE 5	SSW 3	S 8	SSW 7	SSW 7	SSW 12	SW 13	WSW 13	WSW 18	WSW 21
14	7.5	SW 6	S 6	W 6	WNW 8	WNW 6	SW 5	SW 4	WSW 7	SW 10	NW 7	N 6	NW 13
15	6.0	SW 6	WSW 6	WSW 11	WSW 5	W 3	WNW 5	WNW 7	W 5	W 7	W 6	W 4	WSW 4
16	4.9	E 4	E 4	E 4	E 4	E 1	E 2	E 0	NW 4	WNW 7	NW 8	WNW 5	W 7
17	3.1	E 1	E 1	E 1	E 1	E 1	E 0	E 1	E 2	S 2	SSW 2	WNW 3	W 4
18	3.7	NNW 1	NNW 0	NNW 0	NNW 1	NNW 2	NNW 1	NNW 0	NNW 1	NNW 2	WNW 3	WNW 4	WSW 4
19	3.8	W 0	W 1	W 0	W 0	W 1	W 1	W 0	W 2	SW 2	SSW 4	WNW 5	WNW 12
20	6.5	E 7	ESE 7	ESE 6	ESE 7	ESE 6	ESE 5	ESE 4	SE 4	SSE 3	SSW 5	SSW 6	WSW 12
21	3.5	ESE 5	ESE 1	NNW 3	E 5	ESE 3	NW 4	NW 1	W 2	WNW 6	WNW 4	N 3	W 5
22	4.2	NNW 1	NNW 1	NNW 2	NNW 2	N 3	NW 2	NW 1	NW 2	WSW 2	SW 3	SW 3	SW 7
23	7.3	W 2	WSW 2	SE 3	ESE 4	E 3	ESE 5	ESE 4	ESE 3	S 2	WSW 2	SSW 5	SSW 6
24	6.7	W 8	W 8	W 6	WNW 9	WNW 11	WNW 9	WNW 7	WNW 10	WNW 9	WNW 3	N 3	N 4
25	3.8	NW 3	NW 1	WNW 2	WNW 1	WNW 4	NW 3	NW 3	NW 3	WNW 3	WNW 3	SW 4	WSW 3
26	6.0	NW 4	N 3	E 5	ENE 4	NW 5	WNW 5	NW 7	N 8	NNE 7	N 6	N 9	N 8
27	5.2	NNW 2	N 4	N 6	NNE 7	NNE 3	NNE 3	NNW 5	N 7	N 7	NNE 7	NNE 4	NNE 5
28	4.3	NW 4	WNW 4	WNW 3	WNW 4	WNW 3	WNW 7	WNW 4	W 4	W 6	WSW 5	SSE 5	S 7
29	7.8	ESE 2	ESE 3	ESE 2	ESE 2	ESE 2	ESE 4	ESE 5	ESE 3	SSE 6	SSE 6	WSW 12	WNW 13
30	6.1	E 8	SE 4	W 5	ESE 5	W 3	W 3	WNW 6	NNE 4	SE 8	SSE 10	S 8	SW 7
31	7.3	SE 7	WNW 11	WNW 8	WNW 10	WNW 4	WNW 3	WSW 5	S 3	SE 7	SE 10	SE 11	NNE 7

Windrichtung und Geschwindigkeit (Kilometer pro Stunde). **Juli** **Zürich**

Tag	12^{30}–13^{30}	13^{30}–14^{30}	14^{30}–15^{30}	15^{30}–16^{30}	16^{30}–17^{30}	17^{30}–18^{30}	18^{30}–19^{30}	19^{30}–20^{30}	20^{30}–21^{30}	21^{30}–22^{30}	22^{30}–23^{30}	23^{30}–0^{30}	Summe
1	NW 5	WNW 6	WNW 14	NW 7	SSE 3	SW 2	WNW 6	WNW 2	WNW 2	NNE 7	NNE 7	NE 6	114
2	N 9	NNE 8	ENE 9	ENE 9	NE 7	ENE 6	E 4	E 4	E 2	NW 3	NW 0	NW 1	130
3	NW 8	N 7	NNW 9	NNW 11	N 11	NNE 10	N 13	N 14	N 11	NNE 12	NNE 8	NNE 10	182
4	NE 11	NNE 10	NNE 11	NE 13	NNE 9	NE 11	NE 10	NE 13	NE 14	NE 16	NE 15	NE 13	225
5	NE 12	NE 9	ENE 11	ENE 9	ENE 10	ENE 8	NE 10	NE 11	ENE 13	ENE 13	ENE 10	ENE 3	246
6	N 6	NNW 8	NNW 8	N 7	N 6	NNE 6	NE 3	ENE 4	ENE 10	ENE 2	E 7	E 4	103
7	ENE 9	ENE 10	ENE 10	N 10	NE 8	ENE 9	ENE 8	ENE 10	ENE 9	NNE 8	NE 7	NE 3	150
8	NE 13	ENE 14	ENE 13	ENE 13	ENE 10	NE 8	NE 8	NE 6	ENE 7	ENE 9	ENE 5	NE 4	162
9	ENE 10	ENE 10	ENE 8	E 10	ESE 8	E 8	E 6	ENE 10	NE 7	NNE 2	NE 3	NE 1	139
10	E 5	NW 6	WNW 9	W 7	W 7	N 6	NE 2	NE 2	NE 2	E 4	ESE 4	SE 3	91
11	WSW 15	WSW 16	W 15	WNW 19	WNW 12	WSW 15	SW 8	S 6	S 7	SSE 5	SSE 9	SSE 7	176
12	W 28	WNW 23	WNW 13	WNW 12	N 9	WNW 7	S 6	SSE 8	SE 9	NE 6	E 6	SSE 6	248
13	WNW 21	WNW 22	WNW 24	WNW 23	WNW 19	WNW 12	WNW 10	SW 5	SSW 5	SE 6	SE 8	SE 5	266
14	SSW 8	SSW 12	WNW 12	W 6	SSE 11	SE 11	WNW 6	W 2	SSE 5	SE 7	SE 9	SE 5	189
15	WSW 11	SW 6	SSE 8	SSE 9	SSE 6	SE 8	SE 6	S 6	S 6	SW 2	SSE 2	SE 4	173
16	SSE 10	SE 7	E 6	E 6	ENE 8	E 7	NE 6	NE 7	NE 12	ENE 12	NE 5	NE 2	141
17	NE 13	ENE 10	ENE 10	ENE 11	ENE 9	NE 8	NE 8	NE 7	NE 12	ENE 13	ENE 12	NE 4	185
18	WSW 8	W 6	WSW 8	SSW 5	S 4	S 7	SSE 4	SSE 4	SE 6	SE 5	SE 4	SE 5	94
19	NW 14	WNW 14	WNW 15	WNW 13	WNW 12	WNW 13	W 9	W 5	SE 3	NE 3	N 4	N 1	169
20	E 10	E 8	ENE 7	ENE 7	ENE 6	E 5	E 5	E 10	SE 5	SE 4	SE 4	SE 1	104
21	WNW 5	WNW 5	NNE 7	W 16	W 20	NW 10	SE 13	SSE 10	SE 3	NW 2	SE 6	SE 4	214
22	WNW 5	WNW 5	WNW 5	WNW 5	WNW 15	W 28	NW 12	SE 7	SSE 5	SE 4	S 6	S 3	139
23	WSW 18	WSW 25	WSW 21	WSW 18	WSW 13	SW 12	SSW 10	SSW 10	SW 9	S 8	SW 7	WSW 5	281
24	SW 8	WNW 15	WNW 4	SSE 10	SSE 11	SE 10	S 6	SSE 7	SE 5	SE 7	SE 5	WNW 4	157
25	SSW 13	WNW 9	SSW 12	SSW 13	WSW 13	S 13	SSW 12	SW 9	S 6	S 8	SSW 8	SSW 6	239
26	SW 12	WSW 14	WSW 15	WSW 14	W 16	WSW 14	WSW 12	WSW 8	WSW 7	WSW 4	SW 12	SW 14	216
27	WSW 21	WSW 15	WSW 19	W 17	W 15	WNW 19	WNW 16	W 12	NW 6	W 4	W 5	SSW 6	366
28	WNW 17	WNW 16	WNW 18	WNW 20	WNW 20	WNW 19	WNW 15	WNW 14	W 5	SW 5	S 6	S 6	251
29	W 13	W 12	WNW 11	WNW 12	WNW 13	WNW 13	WNW 10	W 6	WNW 4	WNW 0	SE 4	SE 8	219
30	NW 7	NNW 6	W 7	W 6	W 5	SE 6	W 5	E 4	E 2	E 3	ESE 5	ESE 2	101
31	W 13	W 11	WSW 7	WSW 10	W 18	SW 25	W 11	SW 9	W 9	SSW 7	SE 4	S 4	161

August

1	SSE 17	SSE 12	S 11	SSE 11	SSE 9	S 7	S 7	SSE 3	SE 4	ESE 3	ESE 6	E 5	163
2	SW 5	SSW 9	WSW 20	W 12	WSW 8	SW 8	SSE 2	SSE 5	S 6	SSE 5	ESE 6	SE 5	119
3	E 4	ENE 6	NNE 7	NNE 7	NE 8	NE 10	NE 6	NW 10	WNW 6	NW 2	NW 2	NW 4	144
4	SW 4	S 11	SSW 12	SSW 14	SW 13	WSW 15	WSW 14	WSW 14	WSW 19	WSW 17	WSW 18	WSW 17	243
5	E 3	SE 4	ENE 6	NE 4	N 3	NNE 7	NE 8	NE 13	NE 8	ENE 4	E 2	E 3	160
6	ENE 7	NNE 7	NE 6	NNE 6	NNE 7	NNE 8	NE 9	NE 13	NE 14	NNE 4	NE 8	NE 5	123
7	WNW 26	WNW 27	WNW 17	WSW 11	WSW 9	WSW 6	WSW 4	SW 5	S 4	SSE 3	SSE 2	SSE 3	202
8	N 6	WNW 4	NW 6	WNW 6	NW 7	NE 11	NNE 10	NNE 10	SE 7	SE 2	SE 2	SE 5	123
9	SE 15	SSE 9	SSE 11	SSE 12	SE 9	SE 8	SE 6	ESE 7	ESE 5	SE 8	SE 8	SE 7	145
10	W 8	WNW 9	WNW 8	WNW 9	WNW 9	WNW 11	NW 9	NW 8	NW 6	NW 3	NW 2	NE 4	160
11	SSW 8	SW 11	WNW 13	WNW 19	WNW 17	WNW 14	WNW 8	W 6	W 6	SW 4	S 1	WNW 9	186
12	WNW 9	SW 7	S 7	SSE 15	SSE 10	SSE 9	SE 5	SSE 3	SE 5	SE 4	SE 6	SE 3	182
13	WSW 22	SW 18	SSW 13	SW 16	WSW 17	SW 14	SW 17	WNW 11	W 6	WNW 9	W 4	SW 5	271
14	W 6	SSE 7	NW 8	W 7	SW 12	SSW 11	SSW 11	SW 9	SW 8	SSW 5	SW 7	W 5	180
15	SSW 12	WNW 8	S 8	S 9	SSW 6	WNW 4	WNW 2	ENE 5	E 4	E 6	ESE 6	ESE 5	144
16	W 6	WSW 5	W 6	NW 9	WNW 8	W 7	NW 4	N 4	E 5	E 3	E 6	E 5	118
17	WNW 5	WSW 9	W 9	WNW 8	WNW 8	NW 6	NW 4	NNW 1	NNW 1	NNW 2	NNW 1	NNW 1	74
18	WNW 5	WNW 11	WNW 10	W 10	WNW 13	WNW 9	WSW 5	W 3	W 2	W 0	W 1	W 0	88
19	W 9	WSW 9	WNW 8	WNW 8	WNW 7	NW 9	NW 6	NW 2	NW 1	NW 1	NW 1	NNW 2	91
20	W 13	W 12	WNW 9	WNW 12	WNW 12	WNW 8	NNW 4	NE 4	ESE 4	ESE 1	ESE 2	ESE 2	155
21	WNW 5	NW 5	NW 5	NNW 7	W 5	SSE 2	NNW 3	NNW 2	E 3	E 1	N 2	NNW 1	83
22	W 10	W 8	S 9	SSW 7	WSW 7	WNW 10	NW 6	NW 2	NW 1	ENE 2	ENE 4	ESE 7	102
23	SSW 7	SSW 6	E 6	E 9	ENE 7	WNW 15	WNW 29	WNW 17	SW 12	SE 14	S 6	WSW 5	174
24	NW 5	N 5	E 6	E 7	SE 7	ENE 5	ENE 6	NE 8	NE 11	NE 5	N 5	NW 5	162
25	SSW 5	WNW 2	SSW 6	S 4	S 6	SSE 10	SSE 2	SE 5	SE 3	SE 2	SE 4	NW 10	92
26	NNE 13	NNE 9	NNE 5	N 6	NNE 8	NNE 3	N 3	N 6	NNE 5	NW 3	NW 6	NW 6	144
27	N 8	NNW 8	NW 10	WNW 10	WNW 9	WNW 7	NW 5	NW 1	NW 2	NW 1	NW 1	NW 3	125
28	SSE 3	WSW 6	SW 6	SSW 4	SSE 4	SSE 3	SE 2	ESE 2	ESE 1	ESE 4	ESE 6	ESE 6	103
29	WNW 15	NW 8	WSW 16	WSW 15	SW 13	SSW 10	SSW 11	SSW 8	S 10	SE 7	SE 7	S 6	186
30	SSW 11	S 11	W 11	NW 7	NNW 5	NE 5	ENE 3	ENE 4	ENE 2	ENE 2	SE 8	SE 7	147
31	ENE 11	ENE 11	E 12	SE 8	SE 8	SE 5	SE 7	SSE 7	SSE 9	SSE 8	SE 4	SE 3	176

September 1934 $h_a = 34{\cdot}5^m$ **Stündliche Aufzeichnungen des Anemometers.**

Tag	Mittel	0^{30}–1^{30}		1^{30}–2^{30}		2^{30}–3^{30}		3^{30}–4^{30}		4^{30}–5^{30}		5^{30}–6^{30}		6^{30}–7^{30}		7^{30}–8^{30}		8^{30}–9^{30}		9^{30}–10^{30}		10^{30}–11^{30}		11^{30}–12^{30}	
1	5.5	WSW	7	W	8	WSW	4	WSW	5	SW	7	SW	6	SW	4	W	5	WSW	5	W	4	SSW	4	SE	5
2	6.7	SSW	8	S	10	SSW	9	SSW	8	SW	6	SW	5	W	2	SW	4	SSW	4	SW	6	S	4	SSW	9
3	3.9	E	2	E	2	E	2	NNW	1	NNW	2	NNW	1	E	2	E	3	NW	5	WNW	6	W	9	W	9
4	3.7	E	3	E	6	E	7	E	5	E	1	E	2	E	2	E	1	SE	1	SSE	3	W	4	SE	5
5	4.7	ENE	5	E	5	E	3	E	1	E	2	E	1	E	2	E	3	NW	3	SE	3	SSW	5	S	5
6	3.9	ESE	10	SE	10	SE	5	SE	1	SE	2	SE	1	SE	3	SE	1	W	3	ENE	5	ENE	5	NE	4
7	3.3	ESE	0	ESE	1	ESE	0	ESE	0	ESE	3	ESE	2	ESE	1	ESE	3	SE	2	SSE	2	WNW	3	W	4
8	2.9	ESE	1	ESE	1	ESE	0	ESE	1	ESE	1	ESE	1	ESE	1	ESE	1	W	4	W	3	S	3	SSW	5
9	7.7	E	3	E	2	E	3	N	2	N	1	N	2	N	2	N	2	WNW	3	W	3	S	4	NW	3
10	7.3	W	4	W	4	W	11	WNW	16	WNW	14	WNW	9	WNW	9	WNW	8	NW	4	SSE	5	S	5	SSE	8
11	3.9	E	1	E	2	E	4	NE	6	NNE	3	N	2	NE	5	NNE	5	NNE	4	NNE	5	NNE	9	NE	7
12	5.5	N	5	N	9	W	4	W	3	NNW	2	NNW	1	NE	5	NE	8	NE	5	NNE	6	NNE	7	NNE	8
13	3.0	NNE	0	NNE	2	N	2	N	1	N	2	N	2	N	3	NNW	4	NW	6	NW	5	NW	3	N	3
14	2.7	N	2	N	1	N	2	N	1	N	2	N	4	N	2	N	2	N	2	SE	4	SW	3	NW	3
15	4.0	NE	1	NE	2	NE	1	NE	3	NE	2	NE	4	NE	3	N	2	NNW	2	NW	5	NW	7	NW	8
16	4.6	ENE	2	ENE	0	ENE	1	ENE	1	ENE	2	ENE	0	ENE	1	ENE	2	ESE	3	W	2	WNW	3	W	5
17	3.6	ESE	1	NNE	2	NNE	1	NNE	1	NNE	1	NW	5	NW	2	WNW	6	WNW	3	WNW	2	N	4	W	4
18	4.2	NE	2	NE	3	E	3	E	0	E	1	E	0	NE	2	N	3	NW	3	WNW	6	WNW	7	NW	10
19	5.5	E	4	E	3	N	2	NE	3	E	5	ESE	5	SE	4	SE	6	SE	2	W	3	W	0	WNW	9
20	6.9	SSW	5	S	5	S	6	S	6	SW	3	SSW	5	SE	3	SE	2	WNW	7	S	5	SW	8	SW	10
21	6.0	ESE	2	W	4	WNW	5	NW	1	NW	4	WNW	6	WNW	4	W	2	WNW	3	WNW	4	WNW	7	WNW	11
22	4.6	W	2	N	3	NE	1	NE	3	NE	2	NE	2	N	2	N	2	ESE	4	S	3	W	5	WSW	6
23	8.3	ESE	2	ESE	2	ESE	1	ESE	4	SE	3	SE	7	SE	7	SW	4	SW	10	SW	11	SW	14	WSW	15
24	5.7	SE	4	SE	2	SE	1	SE	4	SE	5	SE	7	SE	8	SE	4	SE	4	SSE	4	SW	4	NW	9
25	7.6	NNW	2	NE	3	E	2	E	3	SE	7	S	3	N	5	W	8	WNW	6	WNW	5	W	11	W	13
26	4.5	W	2	W	1	W	2	W	1	W	1	W	1	W	1	W	2	WNW	3	WNW	6	WNW	7	WNW	5
27	4.5	SE	7	SE	9	SE	6	ESE	7	SE	11	SE	7	SE	7	ESE	2	SE	2	SSE	3	S	4	SSW	3
28	2.6	ESE	1	ESE	3	ESE	2	ESE	0	ESE	1	ESE	1	ESE	2	ESE	1	ESE	1	ESE	3	WNW	6	NW	6
29	3.2	NW	1	E	4	SE	4	SE	3	SE	4	SE	3	SE	1	SE	3	S	2	W	3	WNW	6	WNW	6
30	4.4	SE	8	ESE	7	ESE	5	ESE	8	ESE	5	ESE	4	ESE	2	ESE	5	SSE	7	SSE	4	NW	6	NW	7

Oktober

1	3.7	NNE	1	NNE	1	NNE	2	NNE	1	NNE	1	NNE	2	ESE	4	ESE	4	ESE	1	SSE	2	S	4	W	3
2	3.4	ESE	2	ESE	3	ESE	1	ESE	1	ESE	1	ESE	4	ESE	2	ESE	1	SE	3	W	5	NW	5	WNW	5
3	6.8	SSE	7	SSE	6	S	8	S	6	ESE	4	SE	6	SSE	5	SSE	8	SSE	3	S	4	SW	3	WSW	9
4	8.5	W	5	S	5	SSE	7	SE	10	ESE	8	ESE	4	NE	3	NW	4	NW	5	WSW	4	SW	6	WNW	10
5	13.9	SSW	13	SE	6	NE	4	WSW	14	WSW	12	SSW	8	SW	16	SW	15	WSW	16	WSW	20	W	18	W	19
6	9.6	SW	13	SSW	17	W	11	SW	12	SW	8	SE	6	WSW	11	SW	13	WSW	14	SW	13	WSW	11	WNW	14
7	6.0	SE	7	ESE	7	ESE	5	ESE	3	ESE	4	ESE	1	ESE	0	E	5	E	3	NE	4	E	7	NNE	8
8	3.8	NNE	3	NNE	1	NNE	4	NNE	2	NNE	2	NNE	1	NNE	2	NNE	2	NNE	4	NE	5	NNE	4	NE	6
9	3.8	NNE	2	NNE	2	NNE	2	NNE	5	NNE	3	NNE	2	N	5	NNW	5	NNW	4	NNW	3	NW	7	WNW	4
10	4.5	WNW	7	WNW	6	WNW	6	NW	9	NNW	9	NNE	5	NNE	1	NNE	3	NNE	3	NE	5	NNW	10	NW	5
11	2.7	N	2	N	5	NE	2	NE	5	NNE	4	NNE	2	NNE	3	NNE	2	SE	3	SW	3	SW	2	SW	3
12	3.3	NE	2	NE	3	NE	0	NE	1	NE	0	NE	0	NE	3	NE	1	NE	3	WNW	3	NW	5	NW	8
13	6.5	SE	3	SE	4	SE	5	SE	4	SE	3	SE	5	SE	3	SE	4	SE	2	SW	6	WNW	9	WNW	9
14	8.7	NW	3	NW	2	NW	4	NW	2	NW	1	NW	2	WNW	3	SSW	7	WNW	11	W	12	SW	9	SW	8
15	21.4	W	24	W	28	W	29	W	33	WSW	45	WSW	40	WSW	34	WSW	34	WSW	32	WSW	29	WSW	31	WSW	25
16	7.7	W	8	W	12	W	9	W	11	W	11	WSW	9	SW	13	SW	13	SSW	11	SSW	9	SW	9	SW	4
17	14.7	SSW	7	SSW	7	SSW	7	SSW	8	S	7	W	6	WSW	11	SW	9	SSW	10	SW	13	SW	12	SW	17
18	10.0	WSW	30	WSW	27	WSW	30	WSW	21	WNW	16	W	18	WNW	10	W	4	W	6	W	6	WSW	9	NW	11
19	5.3	W	3	W	6	SSE	12	SE	8	SE	5	SE	8	SSW	8	SSW	13	SW	7	SW	5	W	4	W	4
20	2.7	*SW	3	*SW	2	*SW	2	*SW	2	*SW	2	*SW	2	*SE	2	*SE	2	*SW	2	*SW	2	S	2	SSW	4
21	3.3	S	0	S	1	S	1	S	1	S	0	S	1	S	2	S	0	S	2	S	2	W	6	NW	8
22	3.6	NE	2	NE	0	NE	2	NE	2	NE	2	NE	3	NE	3	NE	3	NE	2	NE	2	N	6	NNW	6
23	2.9	NW	2	NW	2	NW	2	NW	3	NW	2	NW	2	NW	2	NW	2	NW	3	NW	2	NW	5	NW	5
24	3.5	NE	3	ENE	3	E	3	E	5	E	4	E	2	E	5	E	4	E	0	E	2	NW	3	NW	6
25	2.6	ENE	1	ENE	2	ENE	0	ENE	1	ENE	0	ENE	1	ENE	2	ENE	1	ENE	2	ENE	1	ENE	3	SE	6
26	4.1	SSE	8	SE	5	SE	6	SE	3	SE	3	SE	2	SE	3	SE	1	SE	1	SE	2	WNW	5	WNW	6
27	4.3	SE	4	SE	5	SE	7	SE	7	SE	6	SE	4	SE	2	SE	1	SE	1	SE	4	S	4	SSW	4
28	6.0	SE	5	SE	5	SE	6	SE	5	SE	7	SE	4	SE	5	SE	7	SE	3	SE	2	WNW	3	WNW	5
29	6.3	S	5	S	6	S	5	S	5	S	3	S	6	S	8	S	8	SW	9	WNW	9	NW	14	NW	11
30	3.7	WSW	5	WSW	3	WSW	4	WSW	2	WSW	2	WSW	1	WSW	3	WSW	2	WSW	4	SSW	7	S	9	S	6
31	10.3	SSE	10	SSE	8	SSE	7	SE	9	SE	7	SE	6	SE	6	SE	7	SE	5	SE	5	SE	4	SSW	5

Windrichtung und Geschwindigkeit (Kilometer pro Stunde). September Zürich

Tag	12^{30}-13^{30}	13^{30}-14^{30}	14^{30}-15^{30}	15^{30}-16^{30}	16^{30}-17^{30}	17^{30}-18^{30}	18^{30}-19^{30}	19^{30}-20^{30}	20^{30}-21^{30}	21^{30}-22^{30}	22^{30}-23^{30}	23^{30}-0^{30}	Summe
1	WNW 5	N 6	NNW 6	N 6	NNE 6	NNE 4	NNE 4	NNE 2	ENE 7	E 8	SE 8	S 6	132
2	S 10	SSW 9	SSW 12	N 16	NNE 8	E 9	E 3	ESE 9	E 5	E 3	E 2	E 0	161
3	W 5	S 4	NE 6	N 5	ENE 6	ENE 7	NE 3	NNE 3	NNE 1	NE 5	E 3	E 1	93
4	N 6	NE 7	NE 6	NE 5	ENE 5	ENE 3	NE 4	NNE 3	NNE 1	NNE 3	ENE 4	NE 1	88
5	S 5	S 8	SSE 7	S 8	S 4	S 4	N 5	NW 4	NW 6	N 9	NW 3	N 14	113
6	E 5	SE 5	E 5	ENE 4	N 5	NNE 4	NE 7	ESE 2	ESE 3	ESE 1	ESE 0	ESE 2	93
7	SSW 5	SSW 6	SSW 7	S 5	S 5	SE 5	SE 3	SE 3	SE 2	SE 5	ESE 7	ESE 4	78
8	SSW 4	NW 6	NE 4	NE 6	NE 4	NE 9	NE 2	NE 2	NE 2	ENE 4	E 2	E 3	70
9	WNW 7	WNW 7	W 7	WNW 12	WNW 18	NNW 14	WNW 19	WNW 23	WNW 20	WNW 14	WNW 8	WNW 7	186
10	SE 9	SSE 8	SE 8	S 6	SE 5	SE 8	SE 8	SE 8	E 6	SE 6	E 3	E 4	176
11	NE 6	NE 3	SE 3	SE 1	SE 1	NE 1	NE 2	NNE 2	N 4	N 4	NNE 7	NNW 6	93
12	NNE 12	N 7	N 8	N 7	N 6	NNE 6	NE 7	NE 8	NNE 5	NNE 2	NNE 1	NNE 1	133
13	NNW 6	NNE 6	NNE 5	N 6	NNW 4	N 3	N 1	N 2	N 2	N 1	N 2	N 1	72
14	WNW 5	NW 5	W 5	SSW 4	SE 5	E 3	E 3	NE 2	NE 1	NE 2	NE 1	NE 1	65
15	NW 10	NW 10	NW 7	NW 8	NW 5	N 4	N 4	N 1	N 1	N 1	ENE 4	ENE 1	96
16	WNW 6	WNW 6	NW 6	WNW 11	WNW 14	WNW 21	WNW 8	WNW 5	ESE 7	ESE 1	ESE 2	ESE 1	110
17	W 6	W 4	SW 5	S 5	S 5	S 4	SSE 4	SE 3	SE 5	ESE 6	ESE 4	W 3	86
18	NW 9	N 9	NNE 8	NNE 7	NE 5	N 3	NE 3	E 6	ESE 2	ESE 4	ESE 3	ESE 3	102
19	WNW 13	WNW 7	WNW 8	WNW 9	WNW 7	NW 8	WNW 7	W 6	WSW 7	SW 5	WSW 1	SW 3	133
20	W 11	WSW 16	W 16	WSW 11	W 8	WNW 11	NW 10	NW 8	NW 2	NW 3	ESE 3	ESE 1	165
21	WNW 11	WNW 8	W 11	WNW 9	WNW 9	NW 14	NW 12	NW 8	WNW 5	W 2	W 0	W 1	143
22	W 8	WNW 9	W 9	WSW 10	WNW 12	WNW 12	WNW 3	WNW 1	E 7	ESE 1	ESE 2	ESE 1	110
23	WSW 17	WSW 17	WSW 14	WSW 13	SSW 9	SSW 9	SE 6	SE 6	SE 5	SE 8	SE 7	SE 7	198
24	W 5	WNW 8	W 8	SSW 7	W 9	WNW 10	NW 6	NW 8	NW 8	WNW 5	NNW 5	NNW 2	137
25	WSW 19	WNW 17	WNW 19	NW 8	NW 14	WNW 14	WNW 6	W 2	W 1	W 2	W 1	W 1	182
26	WNW 5	WNW 8	W 8	W 5	W 6	ENE 4	ENE 1	E 2	SE 6	SE 9	SE 10	SE 10	109
27	SW 4	NW 4	NNW 6	NNW 5	NNW 3	NNW 2	NNW 2	ENE 1	ENE 3	ESE 7	ESE 0	ESE 2	107
28	E 7	NE 5	N 5	N 5	NNW 5	NW 3	NW 2	NW 1	NW 1	NW 1	NW 1	NW 0	63
29	*SW *3	*SW *3	*SW *3	*SSW *2	*SSW *3	*SSW *2	SSE 3	SSE 2	SE 3	SE 4	SE 4	SE 5	77
30	NNW 8	NNW 7	NNW 5	NNW 3	NNW 3	N 5	N 2	NNE 2	NNE 0	NNE 1	NNE 1	NNE 1	106

Oktober

1	WNW 5	WNW 9	WNW 6	SSW 7	S 4	SE 5	SE 5	ESE 4	ESE 5	ESE 4	ESE 3	ESE 6	89
2	W 4	WNW 5	NW 3	NW 3	NW 3	W 2	W 2	SSE 2	SSE 3	SE 10	SE 6	SSE 6	82
3	W 15	W 17	WNW 15	WNW 8	W 5	SSW 6	W 8	SSE 4	SE 3	SW 2	ENE 3	NW 5	162
4	WNW 24	WNW 16	WNW 7	NW 3	SSE 6	SE 9	SSE 4	S 5	WSW 9	SW 17	SW 18	SSW 15	204
5	WNW 14	WNW 8	SW 11	W 17	W 9	SW 16	WSW 18	WSW 22	WSW 24	WSW 17	NW 11	NW 5	333
6	NW 4	S 6	SSW 8	SSW 6	SSE 12	SSE 10	SE 8	SE 9	SE 6	SE 7	SE 5	SE 7	231
7	NE 10	NNE 11	NNE 10	NE 14	NE 11	NE 5	NE 7	NE 7	NE 6	ENE 6	ENE 1	ENE 3	145
8	NE 8	NNE 7	NNE 8	NNE 7	NNE 5	NNE 3	NNE 5	NE 6	NNE 2	NNE 3	NNE 1	NNE 1	92
9	NW 8	NW 6	NW 3	NW 3	NW 3	NW 3	W 6	W 3	W 4	WNW 1	WNW 2	WNW 5	91
10	NNW 7	E 6	NNE 6	ENE 3	ENE 3	ENE 3	ENE 1	E 1	E 2	E 3	N 2	N 2	108
11	W 4	SW 5	SSW 3	SSW 3	SSW 2	NW 3	NNW 2	NNW 1	NNW 1	NNW 0	NNW 3	NE 2	65
12	WNW 6	WSW 7	WNW 6	NW 3	E 3	SW 2	NW 3	NW 2	SE 6	SE 6	SE 2	SE 4	79
13	W 13	WNW 14	WNW 12	NW 13	NW 10	NW 8	NW 6	NW 7	NW 5	NW 5	NW 2	NW 4	156
14	WSW 8	W 13	WNW 15	WNW 8	WNW 10	WNW 8	NW 9	W 10	WNW 16	WNW 17	NW 22	W 8	208
15	W 28	NW 18	NW 13	NW 13	SSW 8	SSE 9	SSE 5	SSE 10	SSW 8	SW 5	SW 8	W 5	514
16	WNW 6	W 8	SW 4	SW 4	SSW 7	SSW 6	S 3	S 5	WSW 9	W 6	W 3	S 4	184
17	WNW 15	WNW 11	WSW 18	WSW 17	WSW 17	WSW 23	WSW 21	WSW 19	WSW 23	WSW 25	WSW 22	WSW 27	352
18	WNW 8	W 9	NW 6	WNW 7	W 6	W 3	W 2	W 0	W 3	W 4	W 4	W 6	241
19	*NE 5	*NE 6	*NE 4	*NE 4	*W 4	*W 3	*W 3	*SSW 3	*SSW 3	*SSW 3	*SSW 3	*SSW 3	127
20	NW 8	NW 5	W 5	NW 2	NW 1	NW 5	SSW 2	S 3	S 3	S 1	S 1	S 3	66
21	N 7	NE 12	NE 6	NE 6	NNE 7	NE 6	NE 4	NE 3	NE 1	NE 1	NE 1	NE 0	78
22	WNW 6	WNW 6	WNW 6	WNW 8	W 5	W 6	NW 2	NW 2	NW 3	NW 2	NW 5	NW 3	87
23	NW 5	NW 2	NW 2	NW 5	NW 4	NW 2	NW 2	NW 1	NW 2	NW 5	NNW 2	NE 5	69
24	NW 7	NW 6	WNW 6	ENE 7	ENE 3	ENE 2	ENE 0	ENE 1	ENE 3	ENE 1	ENE 3	ENE 2	83
25	SE 3	WSW 3	SW 4	SSW 2	SSW 2	SSW 2	SSW 1	SSW 3	SSW 4	S 6	S 4	SSE 9	63
26	WNW 4	WNW 4	WNW 4	WNW 5	WNW 5	WNW 5	WNW 2	WNW 1	WNW 2	SSE 8	SE 8	SE 6	99
27	SW 5	S 4	SSW 3	SSW 4	S 4	SSE 6	SE 6	SE 6	SE 6	SE 6	SE 2	SE 3	104
28	WNW 3	WNW 6	SSW 4	SSW 3	SSW 3	NW 14	NW 13	NW 14	NW 11	NW 9	WNW 3	WNW 5	145
29	NW 9	NW 3	NW 4	NW 8	NW 8	NW 6	NW 1	NW 4	NW 1	NW 5	WSW 6	WSW 7	151
30	S 6	S 4	S 2	S 3	S 2	S 4	S 1	S 1	S 2	S 3	S 5	S 8	89
31	SSW 6	SE 4	WSW 13	W 23	WNW 38	W 23	WSW 13	SSW 12	SSW 13	WSW 11	W 5	W 7	247

* interpoliert.

November 1934 $h_a = 34{\cdot}5^{m}$ **Stündliche Aufzeichnungen des Anemometers.**

Tag	Mittel	0^{30}–1^{30}		1^{30}–2^{30}		2^{30}–3^{30}		3^{30}–4^{30}		4^{30}–5^{30}		5^{30}–6^{30}		6^{30}–7^{30}		7^{30}–8^{30}		8^{30}–9^{30}		9^{30}–10^{30}		10^{30}–11^{30}		11^{30}–12^{30}	
1	11.6	W	6	W	7	WSW	14	WSW	15	WSW	12	W	6	SW	13	W	9	WNW	13	WNW	14	W	10	WNW	9
2	9.1	SW	12	SW	7	SW	4	SW	6	SW	4	SW	5	S	10	S	9	SSW	10	SSW	13	SSW	14	SW	12
3	9.3	SE	8	SE	5	SE	4	SE	6	SE	6	SE	4	SE	4	SE	1	SE	2	SE	4	S	5	NE	7
4	5.1	NNE	9	NNE	10	NE	13	NW	4	NW	10	NW	10	NW	8	NW	9	NW	4	NW	4	WNW	6	WNW	3
5	5.8	SSE	2	SSE	1	SSE	2	S	4	SW	5	NW	4	NW	2	NW	2	NW	4	NW	3	NW	3	NW	9
6	7.6	E	4	E	4	E	6	E	5	E	8	ESE	6	ESE	5	ESE	9	ESE	6	ESE	3	ESE	1	ESE	4
7	7.2	WSW	15	W	13	WNW	6	WNW	2	W	5	SSE	9	SSE	7	SSE	7	SSE	6	S	2	SW	4	S	4
8	6.9	N	9	NNE	11	NE	4	NE	4	NE	6	N	13	NNW	16	NNW	13	NW	13	WNW	10	W	5	WSW	7
9	4.2	WSW	5	WSW	4	WSW	6	WSW	8	S	5	S	5	S	3	S	3	S	4	S	6	S	3	S	3
10	6.0	NW	4	NW	6	NW	4	N	3	NNW	10	NNW	3	NNW	2	NNW	2	NNW	3	NNW	5	N	1	N	4
11	4.4	WSW	5	WSW	10	SSW	9	SW	9	SSW	10	S	6	S	4	S	2	S	3	S	4	S	2	S	4
12	2.9	S	1	S	1	S	1	S	1	S	2	S	2	S	2	S	5	S	3	S	4	S	6	NW	6
13	4.1	W	2	W	3	W	3	W	5	W	4	W	4	W	4	W	4	W	5	W	5	WSW	6	SW	4
14	4.4	E	5	NE	4	NE	4	ENE	6	N	4	N	5	NNE	3	NNE	6	N	6	N	6	N	3	N	2
15	4.3	NE	3	NE	1	NE	4	NE	3	NE	3	NE	3	NE	5	NE	5	NE	2	NE	5	NNE	5	N	7
16	6.8	SSE	4	SSE	2	SSE	2	SSE	4	SSE	1	SSE	2	SSE	2	SSE	1	SSE	4	ENE	4	NNE	6	NNE	9
17	4.0	NNE	8	NW	11	WNW	7	WNW	5	WNW	5	WNW	6	WNW	2	W	6	W	5	W	4	W	4	W	4
18	3.2	W	2	W	3	W	0	W	1	W	0	W	2	W	1	W	1	W	3	W	4	W	2	W	6
19	4.8	W	5	W	4	W	5	W	5	W	6	W	4	W	4	W	4	W	5	W	5	W	3	W	5
20	8.1	N	9	NNE	5	NNE	4	NNE	4	NNE	7	NNE	4	NNE	3	NNE	4	NNE	4	NNE	4	N	4	N	4
21	7.7	NNE	5	NNE	5	NNE	8	NNE	7	N	7	N	12	N	11	NNW	8	NNE	11	NNE	7	NE	7	NNE	9
22	5.8	NNE	10	ENE	6	NE	5	NE	6	NE	5	NE	4	NE	5	NNE	5	NW	5	NE	7	NE	7	NNE	9
23	3.8	NNE	4	NNE	6	NNE	2	NNE	3	NNE	2	NNE	6	NNE	5	NNE	4	NNE	2	NNE	2	NE	4	E	7
24	2.2	E	2	E	0	E	3	E	1	E	0	E	1	E	3	E	1	E	2	E	1	E	3	E	3
25	5.2	NE	5	NE	6	NE	3	NE	3	NE	4	NNE	7	NNE	5	N	8	NNE	7	N	5	NNE	3	NNE	5
26	2.9	N	1	N	1	N	1	N	2	N	1	N	1	N	1	N	0	N	2	N	1	N	3	N	3
27	3.4	SE	3	SE	4	SE	4	SE	2	SE	2	SE	5	SE	2	SE	3	SE	3	SE	7	SE	4	SE	1
28	3.7	ESE	2	ESE	2	ESE	4	ESE	4	ESE	3	ESE	4	ESE	2	ESE	5	ESE	5	ESE	3	ESE	3	ESE	3
29	3.5	ESE	4	ESE	5	ESE	1	ESE	4	ESE	3	ESE	2	ESE	3	ESE	2	ESE	3	ESE	2	ESE	3	ESE	3
30	4.4	NE	0	NE	6	NE	7	NE	4	NE	4	NE	4	NE	5	NE	5	NE	4	NE	2	NE	5	NE	6

Dezember

1	3.6	ENE	4	ENE	2	ENE	4	NE	3	NE	3	NE	4	NNE	3	ESE	6	SSE	5	SSE	3	S	3	SSW	2
2	4.8	WSW	5	WSW	5	WSW	3	WSW	3	WSW	3	WSW	4	WSW	3	WSW	3	WSW	2	WSW	3	WSW	4	WSW	2
3	9.1	WSW	21	WSW	20	WSW	18	S	14	SSE	9	SE	8	SE	7	SE	6	SE	3	SE	3	SE	4	SSE	3
4	7.8	SSE	9	SSE	9	SSW	8	WSW	15	WSW	18	WSW	17	WSW	18	WSW	14	WNW	9	W	5	S	7	SSE	5
5	12.5	SE	9	SE	5	NE	4	NNW	8	NW	6	W	2	W	2	NW	4	ENE	6	S	7	SSW	5	SW	10
6	11.1	WSW	21	SW	18	WSW	20	WSW	26	WSW	25	WSW	25	WSW	17	WSW	19	WSW	20	WSW	11	SSE	10	SSE	8
7	2.6	SSE	5	SSE	2	SSE	3	SSE	7	SSE	4	SSE	6	SSE	4	SSE	3	SSE	2	SSE	1	SSE	2	SSE	2
8	3.6	SSE	3	SSE	4	SSE	5	SSE	8	SSE	5	SSE	4	SSE	2	SSE	2	SSE	1	SSE	2	SSE	2	SSE	2
9	3.5	E	2	E	2	E	1	E	2	E	3	E	4	E	2	E	5	E	3	E	6	ENE	4	ENE	1
10	4.4	NNW	5	NNW	3	NNW	3	NNW	4	NNW	1	NNW	2	NNW	4	NNW	3	NNW	3	NNW	1	NNW	2	NNW	3
11	4.2	NNW	6	NNW	5	W	6	S	8	S	6	S	4	S	4	S	5	S	3	S	3	W	4	WNW	5
12	4.6	NE	4	NE	4	NE	3	NE	2	NE	1	NE	2	NE	2	NE	3	NE	2	W	8	W	4	S	7
13	3.2	SSE	1	SSE	1	SSE	0	SSE	2	SSE	1	SSE	3	SSE	2	SSE	4	SSE	3	SSE	2	SSE	5	NW	8
14	4.5	S	3	S	4	S	4	SE	9	E	6	ENE	3	NE	3	NE	4	NE	5	E	3	NE	4	NE	4
15	5.7	SSE	10	SSE	4	SSE	3	SSE	7	SSE	8	SSE	5	NW	7	SE	7	SE	5	SSW	9	SW	7	SW	5
16	8.2	S	4	S	8	SSE	9	SSE	7	SSE	7	SSE	8	SSE	6	SSE	6	SSE	7	SSE	7	SSE	6	SSE	6
17	4.4	WSW	11	SW	8	SE	6	S	6	SSE	7	S	2	S	2	S	2	WNW	4	NW	6	NW	2	NW	6
18	6.1	ESE	2	ESE	3	ESE	3	ESE	3	E	3	SE	4	SE	6	SE	8	SE	4	SE	4	NNW	6	NNW	3
19	6.8	WSW	5	SSW	8	SSE	7	SE	4	SE	4	SSE	5	SSE	8	SSE	4	SSE	6	SSE	7	SW	9	SSE	9
20	6.0	SE	8	SE	9	SE	8	SE	6	SE	6	SE	5	SE	7	SSE	5	SSE	7	SSE	8	SSE	9	S	6
21	5.2	S	9	S	8	S	7	S	7	S	6	SSW	8	S	7	S	6	S	6	SSW	6	SSW	5	S	6
22	5.3	*S	3	*S	3	*S	2	*NE	2	*NE	3	*NE	4	*NE	7	*NE	9	*NE	9	ENE	8	NE	7	NE	11
23	3.2	ENE	3	E	3	E	4	E	2	E	1	E	2	E	4	E	4	E	4	E	4	SE	4	S	4
24	2.8	SE	4	SE	2	SE	1	NNE	4	NNE	2	NNE	1	NNE	2	NNE	2	NNE	3	NNE	2	SE	3	SE	2
25	2.1	NNW	3	NNW	2	NW	2	NW	5	NW	2	NW	1	NW	2	NW	2	NW	2	NW	4	NW	1	NW	2
26	3.7	SSW	2	SE	3	N	5	N	3	N	2	N	3	N	3	NNE	2	NW	4	NW	5	NW	4	NW	4
27	7.5	SE	4	NW	4	NW	5	SE	5	SE	3	SE	5	W	11	WSW	16	WSW	14	WSW	14	SW	7	WSW	9
28	4.3	SE	8	SSE	6	SSE	2	SSE	7	SSE	5	SE	6	SE	3	SE	3	SE	2	SE	4	NW	7	NW	8
29	4.2	NNW	9	N	6	S	3	S	2	SSE	6	WNW	2	WNW	4	SSW	2	NW	4	SSE	4	SSW	2	SSW	3
30	4.1	SE	5	SSE	5	SSE	2	SSE	2	SSE	3	SSE	2	NNW	3	NNW	0	NNW	2	NNW	2	W	3	SSW	4
31	9.5	E	6	SE	5	SSE	4	SSE	3	SSE	2	SSE	6	SE	5	SE	2	SE	3	SSE	4	SSE	4	SSE	7

Windrichtung und Geschwindigkeit (Kilometer pro Stunde). **November** **Zürich**

Tag	12^{30}–13^{30}	13^{30}–14^{30}	14^{30}–15^{30}	15^{30}–16^{30}	16^{30}–17^{30}	17^{30}–18^{30}	18^{30}–19^{30}	19^{30}–20^{30}	20^{30}–21^{30}	21^{30}–22^{30}	22^{30}–23^{30}	23^{30}–0^{30}	Summe
1	WSW 10	WSW 7	WSW 11	SW 13	WSW 16	WNW 17	W 14	WSW 11	SW 12	WSW 14	WSW 13	SW 12	278
2	WSW 11	SW 13	SW 11	SW 14	SW 12	SW 8	SSW 7	S 7	S 5	S 7	SE 10	SE 7	218
3	NE 8	NE 10	NE 8	ENE 14	ENE 17	ENE 12	NE 7	ENE 7	ENE 16	NE 27	NE 18	NE 23	223
4	WNW 4	SW 5	SSW 4	S 5	SSE 3	SSE 2	SSE 1	SSE 2	SSE 2	SSE 0	SSE 3	SSE 2	123
5	NW 11	NW 10	NNW 7	NNW 2	NW 12	W 14	NE 8	SE 6	SE 8	SE 7	W 6	E 6	138
6	ESE 4	ENE 7	NW 8	NNW 8	NNW 5	NW 9	NW 4	NW 3	NW 6	WSW 19	WSW 26	WSW 23	183
7	NW 5	NNW 6	NNW 5	N 6	NNE 8	NE 8	NE 8	NNE 6	NE 11	NNE 11	N 11	N 8	173
8	WSW 4	SW 7	SSW 6	SSW 5	SSW 4	SSW 6	SW 5	SW 2	WSW 4	WSW 3	WSW 4	WSW 4	165
9	S 3	S 3	WNW 7	WNW 4	NW 3	NW 3	NW 2	NW 3	NW 1	NW 2	NW 6	NW 9	101
10	NNW 10	NNW 9	NNW 5	NNW 4	NNW 4	NNW 5	NNW 4	NNW 5	NW 16	NW 16	NW 9	WSW 10	144
11	S 4	S 4	S 6	S 5	S 4	S 2	S 2	S 3	S 1	S 3	S 2	S 1	105
12	WNW 6	W 5	W 6	W 1	W 4	W 4	W 2	W 0	W 2	W 2	W 1	W 2	69
13	SW 3	SSE 7	E 5	E 6	E 6	E 4	E 6	E 3	E 3	E 2	E 2	E 3	99
14	N 5	NNW 6	NW 9	NW 8	NNW 7	NE 2	NE 2	NE 1	NE 2	NE 3	NE 3	NE 3	105
15	N 3	N 4	N 4	N 5	WSW 8	SSE 6	SSE 5	SSE 3	SSE 5	SSE 6	SSE 5	SSE 3	103
16	NE 9	NE 11	ENE 9	NE 9	NE 8	NE 12	NE 8	NE 14	NE 5	NE 11	NNE 10	NE 17	164
17	W 4	W 5	W 3	W 2	W 4	W 3	W 1	W 1	W 1	W 3	W 1	W 1	96
18	W 4	W 7	W 7	W 4	W 3	W 3	W 6	W 6	W 4	W 2	W 2	W 4	77
19	W 5	WNW 4	WNW 4	WNW 3	WNW 6	NW 9	NW 4	N 2	N 7	N 6	N 5	N 6	116
20	ENE 9	NNE 7	NNE 9	NNE 14	NNE 15	NE 17	NE 18	NE 13	NE 14	NNE 7	NNE 9	NNE 6	194
21	ENE 7	ENE 11	ENE 10	ENE 9	E 5	NE 4	NW 4	NNE 7	NE 6	NE 9	NNE 8	NE 7	184
22	NNE 9	NNE 8	NE 6	ENE 6	ENE 3	ENE 3	NE 6	NNE 4	NNE 3	NNE 5	NNE 6	NNE 6	139
23	E 8	E 4	E 5	E 6	E 4	E 5	E 4	E 2	E 2	E 2	E 1	E 0	90
24	E 3	E 3	E 3	E 5	E 4	E 1	E 0	E 1	E 1	E 3	E 4	ENE 5	53
25	ENE 8	E 8	E 6	ENE 3	NE 5	NE 7	NE 5	NE 5	N 7	N 3	N 5	N 2	125
26	N 4	N 3	N 3	N 2	N 4	N 6	N 5	N 3	SE 8	SE 5	SE 5	SE 4	69
27	SE 3	SE 2	SE 4	SE 4	SE 3	SE 1	ESE 3	ESE 5	ESE 4	ESE 4	ESE 4	ESE 4	81
28	ESE 4	ESE 3	ESE 5	ESE 4	ESE 4	ESE 5	ESE 5	ESE 3	ESE 5	ESE 3	ESE 3	ESE 5	89
29	ESE 4	ESE 3	ESE 2	ESE 3	ESE 3	ESE 3	ESE 4	NE 7	NE 5	NE 4	NE 5	NE 6	84
30	NE 4	ENE 4	NE 4	NE 4	ENE 4	ENE 3	SE 3	E 3	ENE 4	ENE 4	ENE 5	ENE 5	105

Dezember

Tag	12^{30}–13^{30}	13^{30}–14^{30}	14^{30}–15^{30}	15^{30}–16^{30}	16^{30}–17^{30}	17^{30}–18^{30}	18^{30}–19^{30}	19^{30}–20^{30}	20^{30}–21^{30}	21^{30}–22^{30}	22^{30}–23^{30}	23^{30}–0^{30}	Summe
1	SSW 4	S 5	S 5	S 5	S 2	WSW 4	W 5	W 3	W 3	WSW 3	WSW 4	WSW 2	87
2	WSW 2	WSW 4	WSW 2	WSW 1	WSW 2	WSW 3	NW 7	W 6	E 6	SSE 10	W 16	W 15	114
3	S 4	WSW 13	WSW 14	WSW 15	S 5	SSE 6	SE 6	SE 4	SE 7	SE 6	S 9	SSW 13	218
4	SSE 5	S 6	SSE 7	SSE 5	SSE 4	S 5	SW 3	SW 2	SW 1	SW 5	S 5	S 5	187
5	SSW 13	SW 14	WSW 22	WSW 18	WSW 21	WSW 19	WSW 20	WSW 20	SW 20	SW 23	SW 25	WSW 17	300
6	SSE 6	SSE 4	SSE 5	SSE 4	SSE 4	SSE 6	SSE 6	SSE 3	SSE 2	SSE 2	SSE 2	SSE 3	267
7	SSE 1	SSE 2	SSE 1	SSE 2	SSE 1	SSE 1	SSE 1	SSE 1	SSE 2	SSE 2	SSE 2	SSE 5	62
8	SSE 7	SW 7	SW 6	W 4	W 2	W 3	W 1	W 3	W 2	W 7	E 3	E 2	87
9	ENE 4	ENE 4	ENE 4	NE 7	N 4	N 3	N 1	N 2	N 5	NNW 6	NNW 3	NNW 5	83
10	NNW 5	NW 5	W 4	NW 8	NNW 6	NW 6	NW 3	WSW 5	W 9	NNW 7	NNW 5	NNW 8	105
11	SW 5	SSW 4	SSW 4	E 3	E 4	E 6	ENE 3	NE 3	NE 2	NE 2	NE 2	NE 3	100
12	S 5	SW 3	SW 1	SSW 7	S 8	S 6	WSW 13	S 6	S 8	SSE 8	SSE 2	SSE 1	110
13	NW 5	NW 3	WSW 5	S 5	S 5	S 1	S 3	S 5	S 3	S 2	S 5	S 3	77
14	ENE 4	E 7	SSW 7	SSW 4	SW 8	W 3	W 4	W 4	W 3	W 3	W 3	W 6	108
15	SSW 4	W 5	NNW 8	NNW 8	W 4	N 5	N 2	S 4	S 5	S 4	S 6	S 4	136
16	SSE 5	S 8	SSW 7	SW 11	S 9	SW 12	SSW 8	SW 13	SW 12	W 9	W 10	W 12	197
17	NW 3	WNW 5	SW 4	S 4	S 4	S 3	S 3	S 5	ESE 4	ESE 3	ESE 3	ESE 2	105
18	NE 6	SSE 3	SSE 6	SSW 5	S 5	S 7	SSE 7	SE 8	SSE 9	WSW 11	W 15	W 25	146
19	S 8	S 5	S 6	SSE 4	SW 8	WSW 13	WSW 9	S 4	SSE 6	SSE 6	SE 8	SE 8	164
20	SSE 4	SSE 5	WSW 3	N 4	SE 4	SW 4	WSW 8	SSW 7	SSW 4	SSW 5	S 7	S 5	144
21	S 7	S 6	S 4	S 4	S 3	S 4	S 3	S 4	S 3	S 3	S 2	S 2	126
22	ENE 11	ENE 10	ENE 9	ENE 8	ENE 8	ENE 3	ENE 1	ENE 2	ENE 1	ENE 2	ENE 1	ENE 2	126
23	S 6	S 7	S 6	S 3	S 1	S 2	S 1	S 2	S 1	WNW 3	WNW 3	SSE 4	78
24	SE 3	N 3	N 4	N 3	N 3	ENE 4	ENE 4	ENE 5	ENE 5	ENE 3	ENE 2	NNW 3	68
25	W 4	W 3	SSW 2	SSW 2	SSW 1	SSW 2	SSW 1	SSW 1	SSW 2	SSW 1	SSW 3	SSW 1	51
26	NW 2	NW 5	NW 6	NW 4	NW 3	E 4	NE 2	NE 3	NNE 3	NNE 3	NNE 4	SSE 10	88
27	SW 8	W 10	SW 9	SSE 7	SSE 6	SSE 8	SSE 6	SSE 4	SSE 6	SSE 5	SSE 7	SSE 8	181
28	NNW 7	NNW 5	NNW 4	NNW 1	NNW 3	NNW 1	NNW 3	NNW 3	NNW 4	NNW 2	NE 4	NNW 5	103
29	SSW 4	SSW 3	WSW 4	NW 7	NW 6	NW 2	NW 4	SSE 5	SSE 3	SSE 5	SSE 8	SSE 6	101
30	WSW 7	W 10	W 8	NW 12	NW 8	NW 9	NW 2	NW 1	NW 2	NW 1	NW 2	E 4	99
31	SW 10	SW 9	SSW 11	WSW 8	WNW 9	SW 7	W 12	W 16	WSW 2	W 29	W 24	WSW 18	229

1934 **Häufigkeit der 16 Windrichtungen** (in Stunden). Zürich

	N	NNE	NE	ENE	E	ESE	SE	SSE	S	SSW	SW	WSW	W	WNW	NW	NNW	Calmen	Summe
Januar	56	26	40	20	30	21	79	43	89	42	64	63	56	46	43	26	0	744
Februar	69	52	71	23	36	13	109	31	57	32	28	13	24	56	47	11	0	672
März	63	38	39	23	18	38	77	48	67	29	39	48	39	46	90	35	7	744
April	33	17	40	37	34	25	92	39	54	25	28	58	53	86	79	13	7	720
Mai	79	34	74	41	48	5	30	36	27	13	23	32	41	118	74	62	1	744
Juni	51	23	57	42	42	35	68	56	35	39	29	41	43	75	54	28	2	720
Juli	24	54	77	53	34	31	67	30	42	31	37	55	58	86	37	11	14	744
August	26	25	20	18	51	45	64	54	34	35	38	55	64	103	70	28	14	744
September	65	40	53	23	55	64	79	13	28	24	23	16	64	77	54	26	16	720
Oktober	7	45	48	26	15	24	85	26	52	50	46	57	66	67	103	12	15	744
Novemb.	56	63	93	28	53	57	38	31	50	11	25	30	83	22	46	25	9	720
Dezember	18	12	36	32	32	9	57	149	103	41	33	68	47	9	51	45	2	744
Summe	547	429	648	369	448	370	845	556	638	372	413	536	641	791	748	322	87	8760
id. in %	6.2	4.9	7.4	4.2	5.1	4.2	9.7	6.4	7.3	4.2	4.7	6.2	7.3	9.0	8.5	3.7	1.0	100%

Mittlere Windgeschwindigkeit (Meter in der Sekunde).

		N	NNE	NE	ENE	E	ESE	SE	SSE	S	SSW	SW	WSW	W	WNW	NW	NNW	Mittel
Januar	31 Tage	2.7	3.2	3.6	3.5	3.0	2.2	2.7	3.3	3.0	3.8	5.8	8.3	3.9	2.4	2.6	3.2	
Februar	28 »	3.0	4.0	5.1	3.9	2.6	1.9	2.0	2.6	2.9	3.8	3.0	4.6	2.7	4.3	2.8	3.4	
März	31 »	2.0	2.0	2.2	2.3	1.8	0.9	1.4	2.1	2.1	2.4	2.9	4.2	2.7	2.4	1.7	2.1	–
April	30 »	1.2	2.1	1.8	2.8	1.4	1.5	1.3	1.9	1.7	2.0	1.9	3.7	2.2	2.3	1.7	1.9	
Mai	31 »	1.5	2.1	2.3	2.6	1.4	1.4	1.0	1.9	1.7	2.1	1.5	1.6	1.5	2.7	1.6	1.5	–
Juni	30 »	1.8	1.9	1.9	2.2	1.3	2.9	1.5	1.7	1.7	2.2	2.2	3.3	2.2	2.6	1.4	1.4	
Juli	31 »	1.8	1.6	2.1	2.3	1.3	1.0	1.5	1.8	1.8	2.1	2.7	3.6	2.9	2.8	1.5	2.0	
August	31 »	1.5	1.8	2.2	1.4	1.0	1.1	1.3	1.7	1.9	2.1	2.1	2.7	1.7	2.3	1.3	1.7	
Septemb.	30 »	1.1	1.1	1.0	1.0	0.9	0.8	1.4	1.3	1.4	1.7	1.6	2.9	1.4	2.3	1.6	1.1	–
Oktober	31 »	1.2	1.0	1.2	0.7	1.0	0.9	1.4	1.9	1.1	1.7	2.2	4.5	2.6	2.3	1.5	1.2	–
Novemb.	30 »	1.3	1.8	1.9	2.0	1.0	1.0	1.2	1.0	1.0	2.2	2.2	2.8	1.2	1.8	1.8	1.7	–
Dezemb.	31 »	0.9	0.7	1.1	1.2	1.0	0.9	1.4	1.3	1.3	1.3	2.5	3.1	2.0	1.4	1.2	1.1	–
	Mittel	1.7	1.9	2.2	2.2	1.5	1.4	1.5	1.9	1.8	2.3	2.5	3.8	2.3	2.5	1.7	1.8	

Monatsmittel der Windgeschwindigkeit (Meter in der Sekunde).

		1h	2	3	4	5	6	7	8	9	10	11	12	13	14	15	16	17	18	19	20	21	22	23	24h	Mittel
Januar	31 Tage	4.1	3.7	4.3	3.9	3.7	3.8	3.6	3.5	3.8	3.7	3.4	3.7	3.8	4.1	4.1	3.6	3.6	3.7	3.4	3.8	3.9	4.0	3.4	3.6	3.7
Febr.	28 »	3.2	2.9	2.6	2.9	3.0	2.9	3.1	3.4	3.1	2.9	3.4	3.9	4.3	4.6	4.8	3.7	3.5	3.2	3.2	3.2	2.9	2.6	2.8	2.9	3.8
März	31 »	1.7	1.8	1.6	1.7	1.8	1.6	1.6	1.8	2.3	2.4	2.5	2.4	2.7	2.7	2.9	2.9	2.6	2.8	2.1	2.0	2.1	1.8	1.8	1.7	2.1
April	30 »	1.3	1.4	1.3	1.4	1.3	1.3	1.8	1.7	1.6	1.9	2.1	2.1	2.6	2.7	2.7	2.9	2.5	2.9	2.6	2.5	2.2	2.1	1.6	1.5	2.0
Mai	31 »	1.3	1.3	1.2	1.1	1.0	0.9	1.1	1.5	1.9	2.1	2.2	2.4	2.5	2.6	2.6	2.5	2.4	2.5	2.5	2.4	2.3	1.9	1.5	1.5	1.9
Juni	30 »	1.4	1.4	1.2	1.2	1.2	1.3	1.4	1.5	1.8	2.2	2.6	2.6	2.6	2.7	2.4	2.9	2.8	2.7	2.2	1.8	1.7	1.4	1.5	1.4	1.9
Juli	31 »	1.3	1.2	1.4	1.3	1.1	1.2	1.3	1.6	1.9	2.4	2.8	3.0	3.2	3.1	3.1	3.1	3.0	3.0	2.3	2.1	1.9	1.7	1.8	1.3	2.1
Aug.	31 »	1.4	1.3	1.2	1.1	1.1	1.1	1.2	1.4	1.6	1.7	1.7	2.1	2.5	2.5	2.6	2.6	2.4	2.3	1.9	1.8	1.6	1.2	1.3	1.4	1.7
Sept.	30 »	0.8	1.1	0.9	0.9	1.0	0.9	0.9	1.0	1.1	1.2	1.6	1.9	2.2	2.1	2.1	2.0	1.8	1.9	1.4	1.3	1.2	1.2	0.9	0.8	1.6
Okt.	31 »	1.7	1.7	1.7	1.8	1.6	1.4	1.6	1.7	1.6	1.7	2.1	2.2	2.3	2.2	1.9	2.0	1.9	1.9	1.5	1.5	1.7	1.8	1.5	1.6	1.8
Nov.	30 »	1.5	1.4	1.3	1.3	1.3	1.4	1.3	1.3	1.4	1.4	1.2	1.5	1.6	1.7	1.7	1.7	1.7	1.7	1.4	1.3	1.6	1.8	1.8	1.8	1.5
Dez.	31 »	1.7	1.5	1.4	1.7	1.4	1.4	1.4	1.4	1.4	1.4	1.3	1.4	1.5	1.6	1.7	1.6	1.4	1.5	1.4	1.4	1.5	1.6	1.7	1.8	1.5
Mittel d. 365	Tage	1.8	1.7	1.7	1.7	1.7	1.6	1.7	1.8	1.9	2.1	2.2	2.4	2.7	2.7	2.7	2.6	2.5	2.5	2.2	2.1	2.0	1.9	1.8	1.8	2.1

1934 **Weg in Kilometern.** Zürich

	N	NNE	NE	ENE	E	ESE	SE	SSE	S	SSW	SW	WSW	W	WNW	NW	NNW	Summe
Januar	552	302	519	251	324	165	762	517	965	574	1340	1877	784	389	410	295	10026
Februar	737	755	1315	321	342	90	800	295	598	440	300	214	235	868	475	135	7920
März	452	277	315	193	115	119	399	356	495	246	408	723	376	396	567	265	5702
April	141	128	259	372	175	138	417	268	341	180	196	772	428	725	488	87	5115
Mai	436	256	605	407	243	25	105	241	168	100	124	180	232	1146	420	343	5031
Juni	336	159	380	338	200	103	363	339	217	316	230	492	333	691	269	143	4909
Juli	159	314	575	442	158	116	356	190	273	238	355	705	598	876	197	79	5631
August	137	163	160	93	179	176	351	332	226	264	294	531	394	865	326	74	4565
September	245	160	197	80	188	189	389	60	142	144	131	167	311	650	317	107	3477
Oktober	29	156	211	64	55	82	418	177	208	306	358	923	607	544	553	53	4744
November	259	403	622	201	198	208	164	111	186	88	202	305	352	143	297	154	3893
Dezember	61	31	143	133	115	29	291	704	492	194	294	772	340	44	222	182	4047
Summe	3544	3104	5301	2895	2292	1440	4815	3590	4311	3090	4232	7661	4990	7337	4541	1917	65060
id. in %	5.4	4.8	8.2	4.4	3.5	2.2	7.4	5.5	6.6	4.8	6.5	11.8	7.7	11.3	7.0	2.9	100%

Maximale Geschwindigkeit (Meter in der Sekunde).

		N	NNE	NE	ENE	E	ESE	SE	SSE	S	SSW	SW	WSW	W	WNW	NW	NNW	Mittel
Januar	31 Tage	6.4	6.1	6.9	5.3	5.8	4.4	6.1	6.1	9.7	11.1	17.2	**21.1**	10.0	8.3	9.2	5.0	—
Februar	28 »	7.2	11.9	11.7	8.1	5.8	5.0	4.7	6.4	9.2	10.6	8.3	9.2	6.7	12.8	6.7	5.3	—
März	31 »	4.2	5.3	4.7	3.6	3.3	2.5	3.3	4.4	5.0	6.1	6.7	10.3	6.9	7.5	4.4	5.8	—
April	30 »	3.1	3.9	5.8	5.6	3.9	2.8	3.3	5.3	5.3	3.9	4.7	7.2	6.7	5.8	5.0	5.0	—
Mai	31 »	3.6	3.3	4.4	4.2	4.2	2.8	2.2	3.6	3.6	3.9	3.3	3.6	2.8	6.9	5.8	3.1	—
Juni	30 »	5.0	3.3	4.7	4.4	5.0	2.2	3.3	4.4	4.2	6.4	5.8	6.9	6.9	9.2	5.3	3.1	—
Juli	31 »	3.9	4.2	4.4	3.9	2.8	3.1	3.6	3.1	3.6	3.6	6.9	8.1	7.8	6.7	3.9	3.1	—
August	31 »	2.5	3.6	3.9	3.1	3.3	1.9	4.2	4.7	3.1	3.9	5.0	6.1	5.0	8.1	3.6	2.2	—
Septemb.	30 »	4.4	3.3	2.5	1.9	2.5	2.5	3.1	2.2	2.8	3.3	3.9	5.3	4.4	6.4	5.0	3.9	—
Oktober	31 »	1.9	3.1	3.9	1.9	1.9	2.2	2.8	3.3	2.5	4.2	5.0	12.5	9.2	10.6	6.1	2.8	—
Novemb.	30 »	3.6	4.2	7.5	4.7	2.2	2.5	2.8	2.5	2.8	3.9	3.9	7.2	3.9	4.7	4.4	4.4	—
Dezemb.	31 »	1.7	1.1	3.1	3.1	1.9	1.7	2.5	2.8	3.9	3.6	6.9	7.2	8.0	2.5	3.3	2.2	—
	Jahr	7.2	11.9	11.7	8.1	5.8	5.0	6.1	6.4	9.7	11.1	17.2	**21.1**	10.0	12.8	9.2	5.8	—

Monatsmittel der Windgeschwindigkeit (Kilometer in der Stunde).

		1h	2	3	4	5	6	7	8	9	10	11	12	13	14	15	16	17	18	19	20	21	22	23	24h	Mittel
Jan.	31 Tage	14.9	13.4	15.4	13.9	13.3	13.8	12.9	12.7	12.0	13.3	12.3	13.3	13.6	14.8	14.7	13.0	13.1	13.4	12.4	13.5	14.0	14.6	12.8	13.1	13.5
Febr.	28 »	11.5	10.5	9.4	10.4	10.7	10.5	11.3	12.1	11.1	10.5	12.3	14.1	15.5	16.6	15.5	13.3	12.6	11.7	11.6	11.4	10.9	9.4	10.1	10.5	11.8
März	31 »	6.2	6.3	5.8	6.8	6.8	5.8	6.5	6.4	8.1	8.7	9.2	8.6	9.7	9.8	10.5	10.6	9.5	8.2	7.4	7.4	7.5	6.5	6.4	6.3	7.7
April	30 »	4.7	5.0	4.6	5.1	4.8	4.5	4.7	5.9	5.8	6.8	7.4	7.7	9.2	9.6	9.6	10.4	9.1	10.4	9.5	9.0	8.1	7.4	5.7	5.4	7.1
Mai	31 »	4.6	4.6	4.3	4.1	3.7	3.2	3.9	5.4	6.6	7.7	8.1	8.6	8.9	9.3	9.3	8.8	8.6	9.1	9.0	8.5	8.3	6.7	5.4	5.3	6.8
Juni	30 »	4.9	4.9	4.4	4.5	4.4	4.7	5.0	5.3	6.3	7.9	8.4	9.2	9.5	9.7	8.6	10.3	9.9	9.6	7.9	6.5	6.1	5.2	5.4	5.0	6.8
Juli	31 »	4.8	4.5	5.0	4.7	4.9	4.4	4.8	5.9	7.0	8.6	10.2	10.7	11.6	11.1	11.2	11.2	10.8	10.8	8.4	7.5	6.8	6.2	6.4	4.7	7.6
Aug.	31 »	5.0	4.5	4.2	4.1	3.8	3.9	4.1	4.9	5.9	6.2	6.2	7.6	9.1	8.8	9.3	9.3	8.7	8.3	7.0	6.4	5.8	4.8	4.6	5.0	6.1
Sept.	30 »	3.2	3.9	3.3	3.3	3.5	3.3	3.2	3.5	3.8	4.9	5.8	6.8	7.7	7.5	7.6	7.2	6.6	6.9	5.0	4.6	4.6	4.2	3.3	3.1	4.9
Okt.	31 »	6.1	6.2	6.2	6.5	5.9	5.1	5.8	6.0	5.6	6.2	7.5	7.9	8.4	7.8	7.0	7.1	6.8	6.7	5.8	5.5	6.1	6.4	5.4	5.7	6.4
Nov.	30 »	5.8	5.1	4.7	4.5	4.8	5.0	4.7	4.8	5.0	4.9	4.5	5.4	5.9	6.2	6.1	5.9	6.3	6.1	5.1	4.6	5.7	6.4	6.4	6.5	5.4
Dez.	31 »	6.3	5.5	5.0	6.0	5.2	5.1	5.2	5.2	4.9	5.0	4.7	5.1	5.5	5.9	6.1	5.9	5.2	5.2	4.9	4.9	5.4	5.8	6.3	6.4	5.4
Mittel d.	365 Tage	6.5	6.2	6.0	6.1	5.9	5.8	6.0	6.5	6.8	7.5	8.0	8.8	9.5	9.8	9.6	9.4	8.9	8.9	7.8	7.5	7.4	6.9	6.5	6.4	7.4

Januar 1934 **Stündliche Lufttemperaturen** $h_i = 0.7^m$ Säntis

Tag	1^{30}	2^{30}	3^{30}	4^{30}	5^{30}	6^{30}	7^{30}	8^{30}	9^{30}	10^{30}	11^{30}	12^{30}	13^{30}	14^{30}	15^{30}	16^{30}	17^{30}	18^{30}	19^{30}	20^{30}	21^{30}	22^{30}	23^{30}	0^{30}	Tagesmittel
1	−7.8	−7.8	−7.4	−7.2	−7.0	−6.8	−6.2	−6.1	−5.2	−4.8	−5.4	−5.1	−4.6	−4.6	−4.5	−4.4	−4.0	−4.9	−5.3	−5.1	−5.2	−5.3	−5.2	−5.2	−5.64
2	−5.4	−5.6	−5.6	−5.6	−5.8	−6.0	−6.0	−6.0	−5.5	−4.4	−4.4	−4.3	−4.2	−5.0	−5.8	−5.6	−5.9	−6.2	−6.5	−6.5	−6.8	−7.4	−7.6	−7.7	−5.80
3	−7.6	−7.4	−7.1	−7.0	−7.2	−7.5	−8.0	−8.1	−7.9	−7.4	−7.2	−7.2	−7.6	−8.0	−8.6	−9.0	−9.8	−10.3	−10.9	−11.0	−11.0	−11.1	−11.8	−8.71	
4	−11.6	−11.5	−11.3	−11.3	−11.8	−10.6	−10.5	−10.6	−10.0	−9.8	−9.7	−9.6	−9.6	−9.6	−10.5	−10.6	−10.5	−10.5	−10.2	−10.0	−9.8	−9.8	−10.3	−10.9	−10.40
5	−10.6	−11.0	−11.0	−10.9	−10.9	−10.6	−10.4	−10.2	−9.0	−7.6	−7.2	−7.2	−7.2	−7.5	−7.2	−7.2	−7.4	−7.7	−8.9	−10.2	−10.6	−10.9	−11.5	−12.2	−9.38
6	−13.0	−13.3	−13.7	−13.6	−14.2	−14.9	−15.2	−15.2	−14.7	−13.8	−13.7	−13.0	−11.2	−11.4	−11.7	−11.6	−11.6	−11.5	−11.4	−11.5	−11.2	−11.0	−10.0	−9.8	−12.59
7	−9.2	−9.8	−9.6	−8.9	−8.6	−8.5	−8.2	−7.5	−6.4	−5.4	−4.9	−4.3	−3.6	−3.8	−4.1	−3.4	−3.5	−3.5	−3.6	−3.8	−4.0	−4.5	−4.6	−4.7	−5.77
8	−5.1	−5.7	−6.0	−6.0	−5.7	−5.2	−5.0	−5.3	−5.0	−4.2	−4.0	−3.8	−3.8	−4.9	−5.4	−5.6	−5.8	−6.5	−6.7	−6.8	−6.8	−7.0	−7.1	−7.2	−5.61
9	−7.5	−7.7	−7.8	−7.7	−7.8	−7.8	−7.2	−6.5	−5.9	−5.4	−5.4	−5.3	−5.2	−5.6	−6.1	−6.8	−7.1	−7.1	−6.6	−6.6	−6.8	−6.5	−6.6	−6.3	−6.62
10	−6.6	−7.4	−8.0	−8.1	−8.0	−7.5	−8.0	−8.1	−5.0	−3.0	−2.3	−1.5	−2.5	−4.2	−4.6	−4.8	−5.1	−5.6	−5.7	−5.9	−5.8	−6.0	−5.7	−5.6	−5.08
11	−5.3	−5.5	−5.4	−5.8	−4.9	−5.6	−5.4	−5.7	−3.8	−1.6	−1.8	−2.0	−2.2	−3.0	−4.6	−5.2	−5.8	−6.0	−6.0	−5.8	−5.0	−4.9	−5.0	−5.1	−4.64
12	−5.5	−5.6	−5.6	−5.5	−4.8	−4.5	−4.4	−4.3	−4.3	−3.8	−3.0	−2.6	−2.4	−3.0	−2.9	−2.8	−2.8	−2.7	−2.7	−3.0	−3.0	−3.0	−4.8	−5.8	−3.86
13	−6.0	−7.1	−7.5	−8.4	−8.6	−9.0	−9.4	−9.6	−9.6	−9.8	−10.0	−10.1	−10.0	−10.5	−11.0	−11.2	−11.5	−11.6	−11.5	−11.6	−11.8	−11.9	−11.6	−11.5	−10.02
14	−11.7	−11.8	−11.7	−11.8	−11.0	−11.0	−11.0	−10.5	−9.5	−8.4	−8.1	−6.4	−5.8	−5.2	−5.0	−5.2	−5.4	−5.5	−5.7	−6.7	−6.6	−6.5	−6.4	−6.4	−8.09
15	−6.4	−6.4	−6.6	−7.5	−8.9	−8.7	−8.8	−9.0	−9.1	−9.0	−9.3	−9.4	−9.4	−9.6	−9.6	−9.8	−10.2	−10.8	−10.4	−10.5	−10.4	−10.4	−10.5	−10.5	−9.20
16	−10.4	−10.0	−10.0	−10.5	−11.0	−11.6	−11.8	−11.9	−11.9	−11.8	−11.5	−11.5	−11.4	−11.5	−12.8	−13.2	−13.9	−13.4	−13.5	−13.5	−13.4	−13.6	−13.7	−13.7	−12.12
17	−14.0	−14.0	−14.1	−14.2	−14.7	−15.2	−15.2	−15.1	−14.8	−11.4	−9.7	−8.3	−7.2	−6.9	−6.8	−6.8	−6.6	−6.0	−5.2	−4.6	−4.2	−4.0	−3.7	−3.0	−9.40
18	−3.0	−3.0	−3.0	−2.9	−2.4	−2.0	−1.8	−1.6	−1.6	−1.4	−1.5	−1.4	−1.0	−1.0	−1.2	−1.0	−1.4	−1.9	−2.0	−2.1	−3.0	−3.2	−3.4	−3.4	−2.09
19	−3.4	−3.5	−4.0	−4.6	−4.8	−4.8	−5.0	−4.9	−4.4	−3.8	−3.8	−3.5	−3.4	−4.3	−5.1	−5.4	−6.0	−6.6	−6.5	−6.2	−6.2	−7.0	−5.9	−6.3	−4.97
20	−7.4	−8.6	−9.0	−9.6	−10.2	−11.0	−11.4	−11.7	−11.8	−11.8	−12.0	−12.2	−12.0	−12.1	−12.3	−12.6	−13.2	−13.8	−13.1	−13.1	−13.0	−13.2	−13.4	−13.9	−11.75
21	−14.0	−13.9	−13.5	−13.0	−12.8	−11.8	−11.6	−11.4	−10.6	−9.8	−10.0	−10.0	−9.4	−9.4	−9.4	−9.8	−9.8	−10.0	−10.7	−10.9	−10.4	−9.9	−9.8	−9.1	−10.85
22	−9.6	−9.0	−9.1	−9.6	−9.0	−9.8	−10.2	−9.0	−8.7	−7.8	−7.8	−7.6	−6.4	−6.1	−7.0	−8.0	−8.3	−8.0	−8.4	−8.8	−9.0	−9.6	−9.5	−9.6	−8.56
23	−9.6	−9.4	−9.0	−8.6	−8.0	−7.6	−6.8	−6.5	−6.3	−6.0	−6.1	−5.6	−5.4	−5.5	−6.0	−6.4	−6.6	−6.2	−5.8	−5.4	−5.6	−5.0	−4.9	−4.4	−6.61
24	−4.3	−3.8	−3.5	−3.5	−3.0	−3.6	−3.4	−3.0	−2.0	−2.0	−2.0	−2.2	−2.6	−3.0	−3.1	−3.3	−3.5	−3.9	−4.0	−4.6	−4.8	−5.7	−5.2	−6.0	−3.58
25	−5.6	−5.7	−5.8	−5.7	−5.7	−5.8	−6.0	−6.0	−4.7	−3.6	−3.4	−3.6	−3.8	−4.0	−4.1	−4.8	−4.8	−5.0	−5.1	−5.0	−5.4	−5.5	−5.7	−5.8	−5.02
26	−6.1	−6.2	−6.3	−6.3	−6.2	−6.3	−6.4	−6.5	−5.5	−4.2	−3.1	−3.0	−2.8	−2.7	−3.4	−4.3	−5.0	−5.6	−5.7	−5.6	−5.6	−5.7	−7.0	−7.5	−5.28
27	−7.6	−7.3	−7.4	−7.3	−7.4	−8.0	−8.2	−7.5	−7.3	−7.0	−7.0	−7.1	−7.2	−7.7	−7.8	−8.0	−8.4	−8.7	−9.3	−9.2	−9.6	−10.0	−10.3	−10.6	−8.10
28	−11.0	−11.0	−11.3	−11.6	−11.6	−13.1	−13.8	−14.3	−14.0	−13.4	−12.7	−12.9	−12.8	−13.0	−13.6	−13.6	−14.0	−14.0	−14.5	−14.9	−14.0	−14.0	−13.6	−14.3	−13.28
29	−14.9	−15.0	−14.7	−15.0	−14.8	−14.8	−15.2	−15.1	−14.8	−14.3	−14.6	−14.8	−15.0	−15.2	−15.4	−15.6	−15.8	−15.9	−15.6	−15.1	−14.8	−14.9	−15.2	−15.5	−15.08
30	−15.4	−15.2	−15.1	−15.2	−15.2	−15.3	−15.0	−14.2	−13.6	−13.0	−13.7	−13.4	−13.4	−13.0	−12.2	−11.6	−11.6	−11.8	−11.9	−12.0	−12.0	−12.3	−12.4	−12.5	−13.37
31	−12.6	−13.0	−13.4	−13.6	−14.0	−14.5	−14.6	−14.8	−14.0	−13.8	−13.8	−12.9	−12.8	−13.7	−14.6	−14.7	−14.9	−15.4	−15.8	−16.2	−16.4	−16.9	−17.0	−17.5	−14.62
M.	−8.69	−8.78	−8.84	−8.90	−8.87	−8.99	−9.08	−8.90	−8.29	−7.53	−7.39	−7.15	−6.96	−7.28	−7.61	−7.82	−8.04	−8.25	−8.36	−8.46	−8.46	−8.50	−8.67	−8.79	−8.27

Februar 1934 Säntis

Tag	1^{30}	2^{30}	3^{30}	4^{30}	5^{30}	6^{30}	7^{30}	8^{30}	9^{30}	10^{30}	11^{30}	12^{30}	13^{30}	14^{30}	15^{30}	16^{30}	17^{30}	18^{30}	19^{30}	20^{30}	21^{30}	22^{30}	23^{30}	0^{30}	Tagesmittel
1	−17.6	−17.6	−17.8	−17.6	−17.7	−17.7	−16.8	−16.7	−16.4	−15.4	−14.6	−13.4	−12.6	−12.1	−12.4	−15.4	−16.5	−16.5	−16.8	−16.8	−16.8	−17.0	−17.0	−17.1	−16.07
2	−17.6	−18.0	−18.3	−18.6	−18.8	−18.9	−19.0	−19.3	−19.4	−19.0	−17.6	−16.0	−15.6	−15.2	−15.0	−14.8	−13.9	−13.5	−13.2	−13.0	−12.8	−12.6	−11.1	−11.3	−15.94
3	−11.4	−10.7	−10.5	−10.7	−10.0	−10.7	−10.2	−11.0	−10.0	−9.4	−9.0	−8.5	−8.4	−8.2	−8.1	−8.4	−7.6	−7.6	−7.7	−7.5	−7.4	−6.9	−6.8	−7.1	−8.90
4	−6.7	−6.9	−7.5	−6.9	−7.0	−7.0	−6.8	−7.0	−7.0	−7.0	−7.2	−7.0	−7.0	−7.5	−7.0	−7.0	−6.8	−5.0	−5.0	−4.9	−4.8	−4.9	−4.8	−4.7	−6.89
5	−4.5	−4.4	−5.5	−5.9	−5.6	−5.2	−5.8	−5.9	−5.1	−4.6	−4.2	−3.9	−3.8	−4.8	−5.0	−4.6	−4.8	−5.0	−5.0	−5.0	−4.6	−3.4	−4.0	−4.0	−4.73
6	−4.0	−4.1	−4.4	−3.9	−3.5	−2.8	−2.0	−2.1	−1.5	−3.2	−3.2	−2.5	−2.0	−2.4	−2.0	−2.4	−2.0	−2.8	−3.3	−4.0	−2.8	−3.0	−3.0	−2.9	−2.89
7	−2.9	−3.0	−3.0	−2.9	−2.7	−2.6	−1.8	−1.7	−1.6	−1.5	−1.6	−2.1	−2.4	−3.0	−3.6	−3.8	−4.0	−4.0	−3.9	−4.0	−3.8	−2.6	−2.7	−3.2	−2.85
8	−3.1	−3.4	−3.7	−4.1	−4.6	−4.1	−4.4	−3.6	−3.7	−4.4	−4.9	−5.4	−5.8	−5.8	−5.8	−5.6	−6.0	−8.0	−11.0	−11.0	−10.8	−10.5	−10.5	−10.6	−6.28
9	−11.2	−11.1	−11.8	−11.0	−11.2	−11.8	−12.2	−12.5	−11.7	−11.4	−11.0	−11.0	−9.0	−9.0	−8.4	−8.2	−7.9	−6.1	−5.8	−4.7	−4.2	−4.0	−2.7	−3.5	−8.81
10	−4.0	−4.1	−3.8	−2.9	−2.9	−2.7	−2.4	−2.0	−2.3	−3.6	−3.7	−3.5	−3.1	−2.8	−2.7	−2.8	−3.0	−3.5	−4.1	−5.0	−6.0	−6.6	−6.6	−6.8	−3.79
11	−7.1	−7.5	−7.7	−8.6	−8.6	−9.1	−8.0	−7.9	−6.6	−4.8	−4.5	−4.8	−4.8	−4.8	−4.7	−4.8	−4.7	−4.9	−4.7	−4.5	−5.0	−4.7	−4.9	−5.5	−5.97
12	−5.8	−5.6	−5.0	−6.0	−6.1	−6.5	−6.4	−6.3	−6.1	−5.4	−5.5	−5.6	−5.2	−5.7	−5.1	−5.8	−5.9	−6.5	−6.5	−6.5	−6.4	−6.5	−6.6	−6.5	−6.00
13	−6.4	−6.4	−6.5	−7.0	−7.7	−8.2	−8.6	−8.6	−8.4	−8.0	−7.1	−6.7	−6.4	−6.5	−6.0	−5.6	−5.9	−5.9	−6.0	−6.0	−5.2	−5.9	−5.4	−5.4	−6.66
14	−5.3	−5.1	−4.5	−4.5	−4.0	−3.0	−3.0	−3.0	−2.6	−2.2	−2.0	−2.3	−2.3	−2.7	−2.6	−2.2	−2.4	−2.5	−2.6	−2.3	−2.0	−1.6	−1.9	−2.5	−2.90
15	−2.6	−4.8	−6.1	−7.2	−7.6	−8.1	−8.0	−8.1	−9.2	−9.4	−9.6	−9.5	−9.4	−10.5	−10.8	−11.0	−11.8	−11.4	−10.9	−11.0	−11.0	−11.5	−12.2	−11.7	−9.31
16	−12.5	−13.2	−13.4	−13.5	−13.1	−12.9	−12.2	−12.0	−11.8	−11.4	−11.8	−11.6	−11.6	−12.4	−10.8	−10.4	−10.6	−10.6	−10.2	−9.5	−9.4	−9.5	−9.6	−7.7	−11.30
17	−7.0	−7.2	−7.0	−6.6	−6.8	−6.2	−5.8	−5.6	−5.0	−4.5	−4.6	−4.5	−4.4	−4.0	−3.8	−3.6	−3.5	−3.6	−3.7	−3.5	−3.4	−3.6	−3.8	−2.6	−4.75
18	−2.8	−3.5	−2.9	−2.9	−2.3	−3.0	−2.2	−2.0	−2.5	−2.2	−2.2	−2.2	−2.4	−2.5	−2.8	−2.6	−2.2	−2.5	−2.5	−1.8	−2.0	−2.0	−1.9	−1.9	−2.39
19	−1.8	−2.0	−1.8	−1.6	−1.7	−2.0	−2.4	−2.2	−1.2	−1.0	−1.1	−2.1	−2.4	−3.9	−3.7	−4.0	−4.3	−5.9	−6.9	−6.6	−6.4	−6.8	−7.0	−7.6	−3.58
20	−7.9	−8.5	−8.3	−8.6	−8.6	−9.1	−9.6	−9.0	−8.9	−8.4	−9.0	−8.5	−8.8	−9.0	−9.1	−9.8	−10.6	−11.0	−11.3	−11.8	−12.2	−13.1	−13.0	−13.0	−9.68
21	−13.0	−12.3	−11.5	−11.9	−12.5	−11.6	−11.0	−11.6	−12.5	−12.0	−10.7	−10.2	−10.0	−10.0	−10.0	−9.4	−9.3	−9.2	−9.6	−9.3	−9.0	−9.2	−9.2	−9.0	−10.58
22	−8.8	−8.6	−8.5	−8.4	−8.0	−8.2	−8.2	−6.8	−5.5	−5.0	−4.3	−2.8	−2.4	−2.5	−2.8	−3.2	−3.5	−3.9	−4.3	−4.6	−4.6	−4.6	−4.7	−4.8	−5.37
23	−4.8	−5.0	−5.0	−5.0	−5.0	−4.9	−4.8	−4.0	−3.0	−1.4	−1.0	−0.4	−0.6	−1.3	−1.7	−2.0	−2.1	−2.5	−3.0	−3.7	−4.2	−4.7	−4.9	−5.0	−3.38
24	−5.0	−5.0	−4.8	−4.5	−4.7	−5.0	−5.0	−3.9	−3.5	−3.2	−3.2	−3.7	−5.2	−5.5	−5.6	−5.8	−6.2	−6.6	−6.8	−6.8	−6.8	−6.8	−6.9	−7.1	−5.31
25	−7.8	−7.5	−7.6	−7.8	−7.8	−7.6	−7.8	−7.0	−5.0	−3.7	−3.3	−3.0	−3.4	−3.4	−4.0	−5.0	−5.5	−5.7	−6.1	−6.7	−6.6	−6.7	−7.0	−7.1	−5.94
26	−7.2	−7.8	−7.3	−7.0	−7.0	−7.0	−7.0	−6.6	−5.0	−3.8	−3.8	−3.5	−3.0	−3.0	−3.3	−3.8	−4.2	−4.9	−5.0	−5.1	−5.2	−5.5	−5.8	−5.8	−5.30
27	−5.8	−5.9	−6.0	−6.0	−6.0	−6.0	−6.0	−6.0	−5.8	−4.6	−4.6	−5.1	−6.0	−6.2	−6.5	−6.8	−7.0	−7.7	−8.0	−8.6	−8.8	−8.8	−8.6	−9.9	−6.69
28	−10.5	−10.7	−10.8	−11.4	−11.9	−12.4	−12.2	−12.0	−10.7	−10.2	−9.9	−9.2	−10.4	−10.9	−11.0	−10.4	−10.6	−10.0	−11.2	−11.4	−11.0	−11.2	−11.5	−12.3	−10.98
M.	−7.30	−7.46	−7.52	−7.58	−7.60	−7.65	−7.49	−7.30	−6.85	−6.46	−6.24	−6.05	−6.02	−6.25	−6.23	−6.40	−6.52	−6.66	−6.95	−6.98	−6.90	−6.91	−6.95	−7.02	−6.69

März 1934 **Stündliche Lufttemperaturen** $h_t = 0.7^m$ **Säntis**

Tag	1^{30}	2^{30}	3^{30}	4^{30}	5^{30}	6^{30}	7^{30}	8^{30}	9^{30}	10^{30}	11^{30}	12^{30}	13^{30}	14^{30}	15^{30}	16^{30}	17^{30}	18^{30}	19^{30}	20^{30}	21^{30}	22^{30}	23^{30}	0^{30}	Tagesmittel
1	-12.0	-13.0	-12.7	-13.6	-14.1	-14.0	-13.2	-13.0	-11.8	-10.4	-9.7	-8.5	-8.8	-8.0	-7.3	-5.6	-5.1	-5.0	-4.8	-4.4	-4.0	-4.3	-4.4	-4.5	-8.84
2	-4.6	-4.8	-4.6	-4.8	-4.9	-4.5	-4.0	-2.9	-2.2	-2.6	-2.2	-2.0	-2.4	-2.3	-2.2	-2.4	-2.5	-2.8	-3.4	-3.5	-4.6	-4.7	-5.8	-6.0	-3.59
3	-7.0	-7.0	-6.7	-6.6	-6.8	-7.3	-8.0	-8.1	-7.3	-6.8	-6.8	-6.4	-7.2	-7.0	-6.7	-8.6	-9.0	-9.6	-10.2	-11.0	-11.2	-11.0	-11.1	-10.6	-8.25
4	-11.0	-10.9	-11.0	-12.1	-12.4	-12.2	-12.2	-12.3	-12.0	-11.5	-11.3	-11.0	-10.8	-11.0	-12.0	-12.0	-12.6	-13.0	-13.3	-13.3	-13.4	-13.9	-14.2	-14.1	-12.23
5	-14.4	-14.0	-14.2	-14.4	-14.5	-14.4	-14.2	-14.0	-13.5	-13.0	-13.0	-13.2	-13.2	-12.8	-11.6	-11.6	-12.3	-13.7	-14.4	-14.2	-14.4	-13.8	-13.6	-13.0	-13.58
6	-13.2	-13.5	-12.8	-12.7	-12.8	-12.9	-12.2	-11.1	-10.5	-9.6	-9.1	-8.4	-8.0	-7.8	-7.9	-8.0	-7.7	-7.9	-6.0	-5.6	-5.2	-5.0	-5.1	-5.2	-9.05
7	-5.5	-5.6	-5.5	-5.9	-6.0	-5.8	-5.6	-5.2	-4.5	-4.6	-4.5	-4.6	-4.4	-4.7	-5.3	-6.2	-7.5	-8.9	-10.0	-10.5	-11.6	-12.8	-12.4	-12.5	-7.08
8	-12.6	-12.5	-12.4	-12.9	-13.0	-13.0	-13.0	-12.6	-11.8	-11.2	-9.8	-10.0	-10.0	-10.6	-11.3	-11.2	-11.2	-11.9	-12.0	-11.8	-11.4	-10.6	-10.7	-10.7	-11.57
9	-10.5	-10.3	-10.1	-10.0	-9.9	-9.7	-8.0	-7.2	-6.8	-6.0	-5.7	-4.0	-3.4	-3.7	-5.0	-5.4	-5.5	-5.5	-5.7	-6.0	-6.2	-6.4	-6.6	-6.7	-6.85
10	-6.7	-7.2	-7.2	-7.1	-7.1	-7.8	-7.8	-7.8	-8.0	-7.8	-7.1	-6.3	-6.5	-6.0	-5.0	-4.8	-5.0	-5.7	-5.6	-6.0	-7.0	-6.6	-6.8	-6.8	-6.63
11	-6.8	-6.4	-6.4	-6.3	-6.0	-6.5	-7.1	-7.2	-6.7	-5.8	-5.0	-5.8	-5.2	-5.1	-5.0	-4.4	-4.8	-5.5	-6.6	-7.1	-7.2	-7.6	-7.7	-7.7	-6.21
12	-7.6	-7.2	-6.6	-6.2	-5.7	-5.4	-5.6	-5.1	-4.7	-3.6	-3.0	-2.8	-2.2	-2.6	-3.3	-5.4	-5.9	-5.9	-6.1	-7.0	-8.6	-9.4	-9.9	-10.1	-5.88
13	-10.2	-10.1	-9.8	-9.6	-9.9	-10.2	-10.4	-10.0	-9.0	-9.0	-7.9	-7.0	-7.0	-7.1	-7.6	-7.6	-8.0	-8.6	-9.0	-8.0	-8.6	-8.8	-8.8	-8.8	-8.79
14	-9.5	-9.6	-10.1	-10.4	-10.1	-10.6	-11.0	-9.8	-8.0	-5.6	-6.0	-5.4	-5.4	-6.1	-6.7	-7.0	-7.0	-6.9	-7.0	-7.9	-7.7	-8.0	-8.1	-8.6	-8.02
15	-9.2	-9.0	-9.0	-8.9	-8.8	-8.5	-8.0	-7.5	-7.3	-7.2	-6.4	-6.0	-5.6	-6.9	-6.4	-9.2	-9.7	-9.9	-10.0	-9.9	-10.2	-10.4	-10.2	-10.7	-8.52
16	-10.7	-10.5	-10.4	-11.1	-11.5	-11.6	-12.0	-11.8	-11.7	-11.4	-11.4	-10.7	-10.8	-10.3	-10.2	-10.6	-11.0	-12.0	-12.3	-12.7	-13.2	-13.4	-13.4	-12.9	-11.54
17	-12.2	-11.5	-11.1	-9.6	-8.5	-8.5	-7.6	-7.0	-7.1	-7.6	-6.9	-5.9	-5.8	-5.8	-5.6	-6.0	-6.1	-6.6	-7.2	-7.4	-7.3	-7.5	-7.5	-7.5	-7.66
18	-7.8	-8.0	-8.3	-8.3	-8.3	-8.6	-8.8	-8.2	-7.7	-6.4	-7.0	-6.6	-6.8	-7.9	-10.1	-10.6	-11.0	-11.1	-11.5	-11.7	-11.8	-12.0	-11.9	-11.8	-9.25
19	-11.7	-12.0	-12.4	-12.0	-12.6	-12.8	-12.8	-11.8	-11.9	-11.8	-11.1	-10.5	-10.1	-9.2	-9.4	-8.6	-8.5	-8.0	-7.6	-7.5	-6.8	-6.3	-5.9	-5.7	-9.88
20	-6.2	-6.5	-6.6	-6.5	-6.9	-6.8	-6.4	-5.1	-4.0	-4.0	-4.0	-3.4	-3.2	-3.3	-4.4	-4.8	-5.0	-5.2	-6.1	-6.1	-6.4	-6.2	-6.5	-6.0	-5.40
21	-6.0	-5.8	-5.6	-5.8	-5.5	-5.1	-6.2	-5.8	-5.1	-4.6	-4.0	-3.8	-3.0	-3.4	-5.3	-6.8	-7.0	-7.0	-7.5	-7.5	-7.6	-8.4	-8.5	-8.3	-5.98
22	-8.5	-8.4	-8.0	-7.9	-7.8	-7.9	-7.9	-6.3	-5.9	-5.4	-4.6	-4.6	-4.4	-4.7	-4.7	-6.0	-6.5	-6.4	-7.0	-7.3	-7.2	-7.8	-7.0	-7.0	-6.61
23	-6.5	-6.6	-7.1	-7.0	-8.0	-9.2	-7.8	-5.6	-6.0	-5.4	-5.0	-5.3	-4.4	-4.5	-5.0	-6.4	-6.4	-6.1	-6.0	-7.5	-7.3	-7.6	-8.1	-8.1	-6.54
24	-8.1	-7.7	-7.7	-7.5	-7.3	-7.1	-6.2	-5.8	-5.5	-5.4	-5.0	-4.8	-4.2	-4.3	-4.4	-4.6	-4.5	-4.5	-4.8	-4.9	-5.0	-5.0	-5.0	-5.1	-5.60
25	-5.1	-5.0	-5.0	-4.8	-4.4	-3.7	-3.0	-2.5	-2.1	-1.4	-0.6	-0.8	-0.6	-0.4	-0.8	-1.6	-1.9	-2.4	-2.6	-3.0	-3.0	-3.0	-3.1	-3.2	-2.66
26	-3.3	-3.5	-3.5	-3.5	-3.5	-3.3	-2.5	-2.3	-0.9	-0.6	0.0	0.0	0.4	0.2	-1.0	-1.0	-1.4	-2.0	-2.0	-2.0	-2.0	-1.8	-1.5	-1.0	-1.75
27	-0.6	-1.0	-0.7	-0.3	-1.0	-3.0	-1.4	-1.0	-1.1	0.0	0.8	1.1	1.4	1.6	2.1	2.0	2.0	1.6	-0.2	-0.6	-0.6	-0.6	-0.4	-0.3	-0.02
28	-0.8	-0.9	-2.1	-2.5	-2.9	-3.5	-3.1	-2.9	-2.6	-2.0	-1.5	-1.4	-0.9	-0.8	-1.0	-1.4	-1.6	-2.5	-3.8	-4.0	-4.3	-4.3	-4.2	-4.1	-2.45
29	-4.2	-4.5	-4.7	-4.3	-4.1	-3.9	-2.4	-1.7	-1.5	-1.2	-1.0	-0.6	0.0	-0.2	-0.7	-1.1	-1.6	-2.0	-2.7	-3.5	-4.3	-4.7	-4.7	-4.2	-2.66
30	-4.3	-4.5	-4.9	-5.0	-4.9	-4.5	-3.8	-2.2	-2.0	-1.2	-1.1	-1.0	-1.0	-1.6	-1.6	-1.6	-2.0	-3.0	-3.3	-3.5	-3.6	-3.9	-3.6	-3.5	-2.98
31	-3.4	-3.4	-3.4	-3.5	-3.4	-3.3	-1.4	-1.8	-1.5	-0.8	-0.6	-0.9	-1.4	-1.5	-2.4	-1.9	-2.6	-3.0	-3.0	-4.0	-4.0	-3.8	-3.7	-3.8	-2.62
M.	-7.78	-7.77	-7.76	-7.77	-7.80	-7.91	-7.54	-6.95	-6.48	-5.98	-5.49	-5.16	-5.00	-5.04	-5.41	-5.82	-6.09	-6.45	-6.86	-7.08	-7.28	-7.37	-7.42	-7.35	-6.78

April 1934 **Säntis**

Tag	1^{30}	2^{30}	3^{30}	4^{30}	5^{30}	6^{30}	7^{30}	8^{30}	9^{30}	10^{30}	11^{30}	12^{30}	13^{30}	14^{30}	15^{30}	16^{30}	17^{30}	18^{30}	19^{30}	20^{30}	21^{30}	22^{30}	23^{30}	0^{30}	Tagesmittel
1	-2.8	-2.6	-2.5	-2.4	-2.0	-1.7	-1.0	-0.4	0.2	0.2	-0.7	-0.7	0.0	0.2	-1.2	-1.8	-1.7	-1.9	-2.8	-2.8	-2.8	-2.5	-2.7	-3.0	-1.62
2	-3.0	-2.4	-2.3	-2.6	-2.5	-2.5	-1.4	-0.9	-0.8	-0.4	-0.4	0.4	0.8	0.5	-1.4	-2.8	-3.5	-4.0	-3.9	-3.6	-3.4	-3.8	-3.8	-3.0	-2.06
3	-3.0	-3.5	-3.9	-3.9	-3.9	-3.9	-3.6	-3.6	-3.7	-3.7	-3.1	-2.7	-3.4	-2.6	-3.2	-4.8	-5.4	-6.4	-7.2	-7.8	-8.2	-9.7	-9.0	-9.1	-4.97
4	-9.9	-9.7	-9.6	-9.6	-9.7	-9.4	-8.8	-8.7	-7.8	-7.0	-6.4	-5.4	-5.7	-6.0	-7.3	-8.4	-8.6	-9.6	-8.7	-9.1	-9.6	-9.6	-10.0	-10.0	-8.58
5	-9.7	-9.7	-9.8	-9.0	-8.7	-8.0	-7.8	-5.9	-5.8	-5.2	-4.1	-3.5	-3.0	-2.3	-3.0	-3.6	-4.1	-4.4	-5.2	-5.5	-5.6	-5.8	-6.1	-6.2	-5.87
6	-6.2	-6.2	-6.1	-6.0	-6.2	-6.1	-5.8	-5.1	-3.9	-3.4	-3.3	-1.5	-0.2	-0.4	-0.5	-0.6	-1.4	-3.2	-4.7	-4.7	-4.8	-4.8	-4.8	-4.7	-3.94
7	-4.4	-4.6	-4.6	-4.2	-4.3	-3.3	-2.0	-1.7	-2.2	-2.2	-2.1	-0.8	-0.8	-0.5	-1.0	-1.2	-2.4	-2.6	-3.5	-4.2	-4.6	-4.8	-4.9	-4.7	-2.98
8	-4.7	-4.6	-4.4	-4.1	-3.8	-3.9	-3.0	-2.1	-0.8	0.2	0.8	0.7	0.8	0.4	0.2	-0.2	-0.6	-1.2	-1.5	-2.2	-2.4	-2.5	-2.5	-2.4	-1.88
9	-2.4	-2.4	-2.3	-2.5	-3.0	-3.1	-2.8	-3.1	-4.2	-6.0	-6.0	-5.8	-5.7	-5.6	-5.7	-5.4	-6.0	-6.4	-7.0	-7.6	-8.2	-8.8	-8.2	-8.8	-5.25
10	-8.6	-8.6	-9.3	-9.3	-9.2	-9.1	-8.6	-8.0	-7.8	-7.0	-6.0	-5.1	-4.8	-4.3	-4.4	-4.8	-4.9	-4.9	-4.8	-4.7	-5.4	-5.7	-5.8	-5.9	-6.54
11	-5.7	-5.2	-5.1	-5.0	-4.8	-3.7	-3.6	-2.9	-2.0	-2.2	-2.0	-1.1	-0.2	0.0	-0.2	-0.3	-0.8	-0.9	-0.4	-0.9	-1.2	-1.3	-1.4	-1.3	-2.18
12	-1.1	-0.8	-0.4	-0.2	0.0	0.4	1.2	1.7	1.8	2.0	1.7	1.3	1.4	1.7	1.5	1.4	0.2	0.0	-0.5	-1.0	-1.2	-1.5	-1.6	-0.8	0.30
13	-1.8	-1.7	-1.7	-1.9	-1.9	1.7	-1.2	0.5	1.7	3.4	2.9	2.5	2.4	2.7	2.1	1.6	0.9	0.6	0.0	-0.4	-0.8	-1.0	-1.0	-0.9	0.86
14	-0.9	-0.6	-0.6	-0.4	-0.2	0.8	1.2	2.1	2.8	3.8	4.1	4.1	4.0	4.1	3.7	3.4	3.1	2.7	2.3	1.6	1.2	1.1	1.0	0.8	1.86
15	0.8	0.8	0.9	0.8	0.8	0.7	1.2	2.7	3.3	4.8	5.9	6.6	7.0	7.8	7.0	6.6	6.6	6.5	6.4	5.6	5.4	5.2	5.1	5.0	4.29
16	5.2	5.2	5.1	4.7	4.8	5.8	6.0	5.9	6.5	7.7	8.3	8.8	8.8	8.7	8.8	8.0	7.7	6.8	6.4	6.1	5.6	5.7	5.6	5.9	6.52
17	6.1	6.3	6.5	6.7	6.9	7.6	8.8	9.7	11.5	11.6	11.1	10.7	10.6	10.7	10.8	10.1	9.5	8.8	7.8	6.9	6.4	5.8	5.7	5.4	8.88
18	5.3	4.6	4.2	4.1	4.3	4.4	4.4	5.0	4.8	5.4	5.0	4.9	5.0	4.9	4.1	3.4	2.6	1.8	1.1	0.5	-0.2	-0.2	-0.2	-0.1	3.30
19	-0.1	-0.3	-0.2	0.8	0.3	0.5	1.2	1.9	2.6	3.8	4.3	5.0	4.8	3.9	3.2	2.4	2.0	1.3	0.6	-0.2	-0.6	-1.1	-1.4	-1.4	1.37
20	-1.7	-1.6	-1.7	-1.5	-1.3	-0.6	0.6	1.5	1.8	3.7	2.6	3.4	3.2	1.5	-0.1	-1.6	-2.2	-3.0	-4.3	-5.1	-5.0	-5.1	-5.1	-5.3	-1.12
21	-5.3	-5.4	-5.2	-5.0	-4.6	-4.2	-3.0	-2.6	-2.7	-2.2	-1.5	-1.3	-0.4	0.4	0.0	-0.2	-0.2	-0.9	-1.1	-1.6	-1.6	-1.5	-1.5	-1.6	-2.22
22	-2.2	-2.4	-2.0	-1.8	-1.3	-0.8	-0.6	-0.2	0.1	0.6	-0.4	1.0	0.6	0.7	0.9	0.2	-0.7	-1.7	-2.3	-2.4	-2.4	-2.6	-2.1	-3.0	-1.09
23	-2.9	-3.3	-4.5	-4.9	-5.5	-5.8	-5.8	-5.8	-5.5	-5.4	-4.7	-4.4	-4.0	-3.5	-3.0	-2.7	-2.8	-3.4	-3.8	-4.5	-4.6	-4.6	-4.7	-4.8	-4.37
24	-5.2	-5.3	-6.0	-6.4	-7.0	-6.9	-6.8	-6.0	-5.0	-4.4	-4.0	-3.2	-2.6	-3.3	-3.9	-5.6	-5.9	-5.8	-6.1	-6.4	-6.4	-6.6	-6.7	-7.1	-5.55
25	-7.4	-7.3	-7.9	-8.1	-8.2	-7.2	-6.6	-5.4	-4.8	-3.0	-1.9	-1.5	-2.8	-2.0	-1.2	-0.5	-1.3	-2.7	-3.8	-4.5	-5.0	-5.5	-6.2	-5.8	-4.61
26	-6.0	-6.1	-6.1	-6.2	-6.1	-5.8	-5.4	-4.0	-3.8	-1.6	-0.8	-0.2	1.2	1.0	0.7	-0.4	-0.9	-2.1	-2.8	-3.7	-4.4	-4.4	-4.8	-4.7	-3.20
27	-4.5	-4.4	-4.5	-4.6	-4.6	-4.4	-4.0	-2.2	-1.0	0.2	0.2	0.9	1.6	2.0	1.4	1.2	1.4	0.8	0.1	-0.6	-1.0	-1.0	-1.0	-1.3	-1.25
28	-1.2	-1.1	-1.2	-1.4	-1.6	-1.5	-0.4	-0.2	0.3	1.4	1.6	1.4	1.8	2.6	1.1	0.6	1.2	0.7	-0.6	-1.3	-1.6	-1.8	-1.9	-1.7	-0.20
29	-1.5	-1.4	-1.2	-0.8	-0.6	0.9	2.8	2.7	2.1	1.8	2.2	2.7	3.0	3.5	3.5	3.6	3.4	3.1	2.8	1.9	1.6	1.5	1.7	1.9	1.70
30	1.8	2.0	1.9	1.8	1.4	2.5	2.8	4.2	5.0	5.8	5.8	6.3	6.8	7.3	7.0	6.6	6.4	5.9	4.9	4.1	3.4	3.2	3.0	2.7	4.28
M.	-2.77	-2.75	-2.80	-2.79	-2.75	-2.25	-1.75	-1.03	-0.52	0.09	0.31	0.77	1.01	1.12	0.60	0.14	-0.26	-0.85	-1.42	-1.94	-2.25	-2.42	-2.52	-2.51	-1.25

Mai 1934 **Stündliche Lufttemperaturen** $h_t = 0.7^m$ Säntis

Tag	1^{30}	2^{30}	3^{30}	4^{30}	5^{30}	6^{30}	7^{30}	8^{30}	9^{30}	10^{30}	11^{30}	12^{30}	13^{30}	14^{30}	15^{30}	16^{30}	17^{30}	18^{30}	19^{30}	20^{30}	21^{30}	22^{30}	23^{30}	0^{30}	Tages-mittel
1	2.3	2.2	2.0	1.9	2.1	2.5	3.4	4.0	4.5	6.0	6.0	5.8	5.0	5.2	5.3	6.6	6.2	5.3	4.0	3.9	2.4	2.1	1.8	1.4	3.82
2	1.8	1.1	1.0	1.0	0.9	2.3	3.4	4.0	4.5	4.8	5.1	5.4	4.8	4.5	4.2	4.0	4.6	3.6	3.0	2.5	2.2	2.0	1.9	1.8	3.08
3	1.7	1.7	1.8	1.7	1.4	1.2	2.6	2.7	2.5	3.4	4.2	5.6	6.6	5.0	3.6	2.8	1.9	0.8	0.4	0.0	0.0	−0.8	0.0	0.0	2.11
4	0.0	−0.2	−0.8	−0.5	−0.9	−0.7	−0.4	−1.3	−1.0	0.0	0.1	0.1	−1.3	−1.0	−0.4	0.0	0.6	0.6	0.3	−2.8	−1.0	−1.2	−1.5	−1.5	−0.51
5	−1.8	−2.0	−2.2	−2.8	−3.0	−3.5	−0.4	0.0	0.5	0.8	0.4	2.0	4.6	3.5	3.2	1.4	0.8	−0.1	−0.3	−0.4	−0.4	−0.5	−0.7	−0.9	−0.03
6	−1.0	−1.0	−1.0	−1.1	−1.3	−1.0	−1.0	−0.7	−0.8	0.0	0.1	0.8	1.0	1.4	1.5	2.4	2.5	2.5	2.0	1.9	1.8	1.6	1.5	1.2	0.55
7	1.0	1.1	1.1	1.2	1.8	2.0	2.0	1.0	1.5	2.0	2.7	3.4	4.0	3.9	3.5	1.8	1.4	1.1	0.5	0.6	−0.4	−1.5	−3.6	−3.6	1.17
8	−4.0	−4.8	−5.5	−5.9	−6.0	−5.9	−5.8	−6.6	−6.8	−7.0	−5.4	−2.0	−1.0	−0.8	−2.1	−2.0	−1.8	−2.0	−2.5	−2.6	−2.8	−2.5	−2.3	−2.1	−3.72
9	−2.2	−2.8	−2.4	−2.9	−1.8	−0.4	0.0	0.8	2.5	5.2	5.8	5.6	5.4	4.5	4.0	2.4	1.4	1.8	1.0	0.9	0.9	0.8	0.8	0.8	1.36
10	0.5	0.5	0.7	0.5	0.7	2.8	3.2	3.9	4.2	4.4	5.6	6.2	6.6	6.5	6.4	6.6	7.0	5.8	4.5	4.8	4.4	3.9	3.8	3.8	3.98
11	3.6	3.7	3.6	3.5	4.0	4.8	5.7	6.1	6.4	7.0	7.7	8.0	8.0	7.6	6.5	6.4	6.1	5.6	5.2	5.0	5.4	5.4	5.2	4.7	5.64
12	4.2	4.0	4.0	4.0	4.0	4.4	5.6	8.5	8.4	8.8	8.8	8.8	8.8	9.0	8.6	6.8	5.9	6.1	5.8	5.0	4.6	4.8	4.0	3.9	6.06
13	3.9	4.0	4.0	3.5	3.5	3.6	3.8	4.1	5.0	5.6	6.1	4.6	3.8	4.0	4.0	3.8	3.6	3.4	3.2	2.9	2.8	2.4	2.1	2.0	3.78
14	1.7	1.6	1.5	1.4	1.6	2.0	1.8	1.5	1.7	2.0	2.0	2.3	3.4	3.1	2.8	2.0	1.5	1.5	1.4	1.2	1.0	0.4	0.1	−0.3	1.68
15	−0.5	−0.6	−1.0	−1.6	−2.8	−3.4	−3.6	−4.0	−3.8	−2.2	−1.6	−1.0	−0.2	−0.2	−0.3	−0.4	−0.8	−0.6	−0.6	−2.2	−3.2	−3.4	−3.3	−2.7	−1.81
16	−1.7	−1.5	−1.5	−1.2	0.5	1.3	1.0	1.5	3.8	4.7	5.0	5.8	6.6	6.2	5.5	5.3	5.2	4.6	3.7	2.5	1.4	1.0	0.8	0.7	2.55
17	0.5	0.4	0.3	0.3	0.8	0.1	0.0	−0.2	0.0	0.6	0.6	0.2	0.2	−0.1	−1.3	−1.8	−2.7	−3.0	−2.9	−3.0	−3.0	−3.3	−3.3	−3.2	−1.01
18	−3.1	−3.0	−3.0	−3.0	−2.3	−2.0	−1.0	0.0	1.4	2.4	3.0	3.1	3.8	4.0	4.0	4.0	2.5	2.2	1.3	−0.1	−1.0	−1.4	−1.2	−1.0	0.87
19	−0.8	−0.7	−0.6	−0.6	−0.5	−0.2	1.5	3.0	3.7	3.8	3.7	4.4	4.8	4.5	4.4	4.6	4.0	3.0	2.7	2.2	1.0	0.5	0.4	0.2	2.04
20	0.2	0.3	0.2	0.3	0.6	1.2	2.0	3.2	4.4	5.2	5.7	6.8	6.6	5.8	5.2	5.0	4.2	3.3	2.7	2.2	1.8	1.5	1.5	1.5	2.96
21	1.0	1.0	1.0	1.0	1.4	1.7	2.3	3.1	4.0	5.0	4.9	6.5	7.2	6.6	5.1	5.0	4.3	3.5	3.0	2.4	1.8	1.4	1.4	1.5	3.25
22	1.0	1.6	1.6	2.0	2.6	3.6	4.1	5.0	6.9	8.0	8.3	9.0	9.6	9.5	8.0	7.4	7.8	6.2	5.9	4.8	3.5	3.0	2.8	2.9	5.22
23	2.8	2.6	2.3	2.4	3.1	4.9	4.8	7.3	7.8	9.7	10.0	9.8	9.4	9.0	8.0	7.7	6.8	6.3	5.9	5.1	4.0	3.5	3.1	3.0	5.81
24	2.6	2.1	2.0	1.6	1.4	1.3	1.3	2.5	3.3	4.0	4.5	4.7	4.6	4.7	5.2	5.8	5.1	4.0	3.0	2.2	1.8	1.6	1.4	1.2	3.05
25	1.3	1.3	1.4	1.4	1.4	1.9	3.0	4.1	4.8	5.6	6.5	7.2	7.4	7.3	6.5	5.7	5.0	4.4	4.0	3.3	3.0	2.7	2.6	2.5	3.92
26	2.4	2.4	2.4	2.3	2.3	2.3	2.4	2.6	3.1	4.0	4.4	5.0	5.3	5.3	4.6	1.8	1.3	1.3	0.9	0.1	−0.1	−0.3	−1.0	−1.1	2.22
27	−1.5	−1.6	−1.6	−1.7	−2.0	−2.3	−2.2	−2.1	−1.9	−1.6	−0.5	0.0	1.0	0.9	0.0	−1.0	−1.0	−1.6	−2.1	−3.2	−3.3	−3.7	−4.0	−3.8	−1.72
28	−3.7	−3.6	−3.6	−3.6	−3.0	−1.6	−0.8	1.2	1.6	2.3	2.6	4.0	4.5	4.3	3.8	3.8	3.4	2.6	2.3	1.0	0.6	0.2	−0.4	−0.7	0.77
29	−1.0	−1.3	−1.4	−1.4	−1.0	0.2	1.6	3.0	2.7	3.4	5.0	5.0	5.3	5.1	5.2	5.2	5.3	5.5	5.0	4.0	3.2	3.0	3.0	2.9	2.85
30	2.7	2.9	2.9	2.9	3.5	4.3	5.4	6.4	6.9	7.0	7.0	7.0	7.2	7.1	7.2	7.2	7.0	6.3	5.5	4.3	3.4	3.1	2.9	2.8	5.15
31	2.8	2.7	2.6	2.7	3.4	3.7	4.0	5.0	5.4	6.0	6.2	5.0	4.4	4.4	4.0	2.4	1.7	2.5	2.8	2.9	3.0	2.8	2.5	2.4	3.55
M.	0.56	0.49	0.41	0.34	0.49	1.08	1.62	2.27	2.85	3.59	3.99	4.43	4.77	4.65	4.08	3.64	3.25	2.76	2.31	1.70	1.24	0.92	0.72	0.66	2.19

Juni 1934 Säntis

Tag	1^{30}	2^{30}	3^{30}	4^{30}	5^{30}	6^{30}	7^{30}	8^{30}	9^{30}	10^{30}	11^{30}	12^{30}	13^{30}	14^{30}	15^{30}	16^{30}	17^{30}	18^{30}	19^{30}	20^{30}	21^{30}	22^{30}	23^{30}	0^{30}	Tages-mittel
1	2.4	2.8	2.8	2.8	2.4	3.1	4.5	5.2	5.3	6.8	6.9	5.5	4.4	5.8	7.0	8.0	6.4	5.0	4.4	4.1	3.8	3.6	3.7	3.8	4.55
2	3.9	3.5	3.4	3.5	3.9	3.7	4.2	4.5	4.2	5.0	6.0	6.5	6.8	6.6	6.2	5.0	4.9	2.6	2.2	2.4	2.1	1.7	1.2	1.2	3.93
3	1.3	1.4	1.4	1.2	4.0	5.6	5.4	4.7	4.8	4.8	4.5	4.0	3.8	3.6	2.8	0.8	0.1	−0.5	−0.8	−0.7	0.0	0.1	0.1	0.1	2.15
4	0.0	0.0	−0.1	−0.4	−0.6	0.7	2.4	2.7	3.1	3.8	5.1	5.6	6.0	6.1	5.4	4.6	4.0	3.5	3.1	2.4	2.1	1.8	1.5	1.3	2.67
5	1.2	1.0	0.8	0.7	1.1	1.9	1.8	2.1	1.5	0.0	0.2	0.0	0.0	−0.5	−0.6	0.0	−0.2	−2.1	−2.8	−2.7	−2.6	−2.5	−2.5	−2.6	−0.28
6	−3.0	−3.0	−2.9	−3.0	−2.9	−2.8	−1.6	−1.4	−1.0	0.0	2.1	2.6	3.0	3.2	2.1	2.2	0.1	−1.0	−1.3	−1.4	−1.4	−2.5	−2.4	−3.0	−0.78
7	−3.0	−3.8	−2.7	−2.6	−2.7	−3.0	−3.0	−2.7	−2.0	−1.0	−0.9	−0.7	−0.4	−0.4	−0.4	−0.6	−0.7	−0.7	−1.0	−1.4	−1.6	−1.7	−2.0	−2.5	−1.71
8	−2.6	−2.7	−2.9	−2.9	−1.6	−1.0	−0.8	−0.3	−0.2	0.6	3.0	4.5	5.1	4.6	4.5	4.8	4.5	3.6	3.2	2.2	1.2	0.6	0.5	0.4	1.19
9	0.4	0.2	0.1	0.1	1.0	2.7	3.2	3.6	3.5	4.0	4.4	5.2	6.2	6.0	3.0	2.6	1.4	1.0	0.5	0.0	−0.2	−0.3	−0.3	−0.5	1.99
10	−0.6	−0.7	−0.9	−0.9	0.0	1.5	2.4	2.4	2.0	1.8	1.9	2.4	2.7	2.7	2.7	2.6	2.6	2.5	2.1	1.4	0.6	0.7	1.0	1.0	1.41
11	1.0	1.0	1.0	1.1	1.5	2.4	3.0	3.5	3.6	3.6	5.1	5.0	4.8	4.7	5.5	5.8	4.6	4.8	3.5	2.0	0.2	0.0	−0.7	−1.6	2.07
12	−1.5	−1.9	−1.8	−1.7	−0.8	−0.5	0.0	0.0	0.3	0.0	0.5	−0.5	−0.8	−1.5	−0.7	−0.4	−0.9	−0.9	−1.0	−1.1	−1.2	−1.2	−1.5	−1.3	−0.86
13	−1.4	−1.6	−1.8	−1.7	−1.0	0.0	0.4	0.5	1.4	3.4	2.9	2.3	3.0	2.3	3.1	3.2	2.0	2.0	2.3	2.0	1.4	1.1	1.0	1.0	1.17
14	0.9	0.9	0.9	1.0	1.1	1.2	1.8	2.4	2.6	3.0	4.5	4.4	4.8	5.2	5.1	5.6	4.4	3.7	3.2	3.1	3.0	2.3	2.7	2.5	2.98
15	2.5	2.4	2.2	2.0	1.2	1.0	0.3	1.0	0.9	0.6	0.0	0.9	1.4	1.5	1.5	1.0	0.4	0.5	0.5	0.6	0.6	0.5	0.4	0.2	1.09
16	−0.5	−1.0	−1.0	−1.0	−0.4	0.0	1.0	2.0	3.5	3.4	3.2	3.4	4.0	4.5	4.7	4.5	4.4	4.9	5.0	4.9	4.8	5.1	5.2	5.0	2.89
17	5.0	5.0	6.2	6.5	6.5	7.0	7.1	8.0	8.5	8.2	7.4	7.6	8.0	8.6	9.4	8.8	9.4	9.1	8.8	8.0	7.2	6.7	6.4	6.9	7.81
18	6.5	6.3	6.0	6.0	6.9	7.0	7.7	7.8	8.8	10.6	10.6	10.6	11.1	11.5	11.8	10.8	11.2	11.0	10.0	9.1	8.0	7.5	7.0	6.4	8.72
19	6.8	6.2	6.0	6.0	6.8	7.5	8.6	9.2	10.0	11.4	11.8	12.5	13.0	12.9	9.6	9.7	8.6	6.4	4.6	3.7	3.8	4.0	3.9	3.8	7.74
20	3.5	3.4	3.3	3.2	2.9	2.5	2.4	2.6	2.3	2.8	1.2	0.6	0.0	−0.3	−0.1	0.0	−0.1	−0.6	−0.8	−1.5	−1.6	−1.6	−2.1	−2.0	0.85
21	−2.0	−2.1	−2.1	−2.0	−2.1	−2.1	−2.2	−2.0	−2.0	−1.6	−1.7	−1.5	−1.4	−1.2	−1.0	−0.8	−0.8	−1.0	−1.5	−1.6	−1.6	−1.6	−1.6	−1.5	−1.65
22	−1.5	−1.5	−1.8	−1.1	−1.0	−0.8	−0.5	−0.5	−0.2	0.2	1.0	2.0	3.0	4.5	4.9	4.9	4.7	4.6	4.6	4.8	4.0	3.9	4.0	4.1	1.95
23	4.0	3.7	3.6	3.6	4.6	6.0	8.1	9.2	10.7	12.0	11.6	11.4	11.9	12.1	12.2	12.4	12.2	11.5	10.4	9.0	7.8	7.0	6.7	6.6	8.68
24	6.6	6.5	6.5	7.0	7.6	8.7	10.1	10.7	11.0	11.0	10.5	10.4	12.0	12.4	12.2	11.6	10.4	10.4	9.7	9.0	8.4	8.6	6.6	7.0	9.95
25	7.1	7.3	7.3	7.1	7.4	8.6	10.8	10.6	10.7	11.0	12.2	12.5	13.8	14.1	10.2	5.6	5.0	5.4	6.0	5.5	5.0	5.0	5.0	5.0	8.25
26	4.5	4.8	4.2	3.0	2.0	1.5	1.8	1.5	1.8	2.4	2.0	3.0	3.5	3.0	2.0	2.6	2.0	2.4	2.4	1.7	1.6	1.0	0.6	0.5	2.28
27	0.6	0.6	0.6	0.6	0.7	0.8	1.9	1.8	2.2	3.8	3.9	4.8	5.2	5.4	6.0	6.4	6.8	6.6	6.0	5.0	3.8	3.4	3.1	3.0	3.40
28	3.0	3.0	3.1	3.8	5.0	6.3	7.0	7.5	7.9	8.5	8.0	8.6	8.4	8.0	8.1	7.0	6.2	5.0	3.8	2.9	2.4	1.9	1.0	0.9	5.28
29	0.8	0.4	0.2	0.1	0.4	0.5	0.2	0.1	0.8	1.1	1.2	1.8	1.8	2.6	3.6	3.8	3.3	3.4	3.8	3.8	3.8	3.6	3.5	3.6	1.93
30	3.9	4.0	4.1	4.2	4.2	4.1	4.0	4.0	4.1	4.2	4.3	4.4	4.3	4.5	4.3	4.2	3.9	3.8	4.0	4.2	4.2	4.2	4.1	3.9	4.13
M.	1.64	1.62	1.52	1.51	1.92	2.47	3.04	3.34	3.64	4.20	4.45	4.67	4.96	5.07	4.80	4.64	4.00	3.55	3.16	2.70	2.32	2.09	1.88	1.77	3.12

Juli 1934 **Stündliche Lufttemperaturen** $h_t = 0.7^m$ **Säntis**

Tag	1^{30}	2^{30}	3^{30}	4^{30}	5^{30}	6^{30}	7^{30}	8^{30}	9^{30}	10^{30}	11^{30}	12^{30}	13^{30}	14^{30}	15^{30}	16^{30}	17^{30}	18^{30}	19^{30}	20^{30}	21^{30}	22^{30}	23^{30}	0^{30}	Tagesmittel
1	3.6	3.6	3.7	3.9	4.0	4.0	4.0	4.4	4.9	5.2	5.1	5.1	5.2	6.0	6.8	6.8	6.8	6.5	6.6	6.8	5.6	5.1	5.0	4.5	5.05
2	4.6	4.8	4.0	5.2	6.1	6.8	7.2	7.5	8.0	8.9	8.6	9.4	10.0	9.9	9.7	9.6	9.6	9.7	9.5	8.7	7.5	6.8	6.4	5.8	7.66
3	5.6	5.5	5.4	5.1	5.2	5.9	5.6	7.4	7.6	8.8	9.0	8.7	7.6	6.4	6.0	6.0	5.5	5.2	5.0	4.5	4.0	3.4	2.8	2.7	5.79
4	2.5	2.4	2.2	1.9	1.6	1.5	2.0	3.8	4.2	4.6	4.7	4.9	7.2	6.6	7.0	6.6	6.2	5.5	4.6	4.1	4.6	4.0	4.5	4.5	4.22
5	5.1	5.5	4.8	5.0	7.0	8.4	8.4	9.4	10.1	10.4	10.6	10.9	11.0	10.9	9.5	9.0	8.0	8.7	8.8	7.4	6.8	6.0	5.6	5.9	8.06
6	5.6	5.6	5.4	5.9	5.4	5.6	6.2	6.4	6.8	7.4	8.0	8.7	9.2	9.2	9.2	9.2	9.2	9.0	8.4	7.6	7.0	6.4	6.2	5.9	7.21
7	5.5	5.5	5.5	5.5	7.1	7.6	8.8	9.1	9.4	10.8	10.4	10.6	11.4	11.6	11.4	10.8	10.5	10.9	10.2	9.8	8.6	7.8	7.8	7.0	8.87
8	7.0	7.0	7.0	6.8	7.5	8.4	8.6	9.8	9.4	10.1	9.6	9.8	10.4	11.0	10.9	10.8	10.7	10.8	10.4	10.0	9.1	8.7	8.5	8.1	9.16
9	8.7	8.4	8.5	8.9	9.8	11.1	11.4	11.2	11.8	12.0	11.4	11.4	11.8	12.4	12.1	11.3	11.8	11.0	10.7	10.0	9.0	8.4	8.0	7.7	10.33
10	7.5	7.6	7.6	7.6	8.1	9.0	9.4	11.4	11.8	11.8	12.8	13.5	14.8	14.4	14.8	14.0	13.7	12.8	12.0	10.8	10.0	9.5	9.4	9.4	10.89
11	9.8	9.1	9.0	8.8	8.9	9.8	9.8	9.8	9.9	10.4	11.2	11.6	11.8	11.8	11.8	11.0	10.2	9.5	9.0	9.0	9.0	9.0	8.9	8.8	9.87
12	8.8	8.7	8.9	9.8	9.8	10.1	10.2	10.9	11.0	10.6	11.4	9.4	7.2	6.6	7.3	8.0	7.5	7.2	6.8	5.9	5.4	5.2	5.4	5.0	8.17
13	5.2	5.0	5.1	5.0	4.4	4.3	4.2	4.4	4.6	4.8	4.9	4.7	3.4	4.6	4.7	4.6	4.8	3.8	3.8	3.8	3.2	3.2	3.0	3.0	4.28
14	3.0	3.0	3.0	2.9	2.6	3.0	3.6	4.0	4.2	5.6	6.1	7.5	7.0	6.5	5.5	3.0	2.6	2.1	1.7	1.7	2.0	2.0	2.1	2.2	3.62
15	2.1	2.0	2.2	1.9	1.7	2.2	2.2	1.6	1.3	1.0	0.5	0.5	1.0	0.5	1.0	1.4	1.6	1.6	1.6	1.6	1.8	1.9	2.0	1.9	1.54
16	2.0	2.2	2.4	2.3	2.0	2.0	2.0	2.0	2.4	3.2	3.7	4.3	4.6	5.1	5.2	5.2	5.2	5.0	4.4	3.5	3.8	3.8	3.6	3.6	3.46
17	3.4	3.1	3.0	3.0	3.2	4.5	6.0	6.8	7.2	7.4	7.8	7.8	9.2	9.5	9.5	9.7	9.6	9.0	8.8	7.2	6.0	5.4	5.3	5.4	6.58
18	5.4	5.8	5.4	5.4	5.4	5.7	6.4	7.1	7.6	8.6	9.6	10.5	11.2	11.5	10.5	10.8	10.0	9.0	8.8	8.4	8.2	8.0	7.8	7.6	8.09
19	7.5	7.4	7.0	6.5	6.5	7.5	9.4	10.4	11.0	11.5	11.7	12.1	12.6	12.2	11.2	10.8	9.9	8.2	7.0	6.5	6.4	6.4	6.4	6.8	8.84
20	6.9	6.2	6.2	6.1	6.8	9.2	10.8	11.1	11.3	12.4	13.0	14.2	14.8	14.3	14.0	13.8	13.8	13.4	12.0	11.0	10.2	10.0	10.0	9.7	10.86
21	9.0	10.0	9.6	9.0	9.1	9.2	8.0	7.4	7.4	7.8	9.0	10.1	10.2	10.5	11.5	11.1	10.1	8.2	7.1	7.5	7.8	7.6	7.2	6.4	8.82
22	6.0	6.1	6.2	6.2	6.8	7.5	8.8	9.0	9.2	10.8	11.6	13.5	14.0	14.0	13.0	10.8	8.9	4.7	4.5	4.2	4.2	4.2	4.4	4.8	7.97
23	4.2	3.6	3.4	2.8	2.7	2.5	2.4	2.1	2.4	2.4	3.1	3.4	3.4	3.2	3.1	3.4	3.5	3.5	3.5	3.5	3.6	3.6	3.5	3.5	3.18
24	3.4	3.4	3.5	3.5	3.8	3.8	3.4	3.0	3.7	4.2	5.0	6.0	7.0	6.0	4.2	3.4	2.7	2.6	2.9	2.7	2.4	2.8	2.8	2.8	3.60
25	2.2	1.5	0.2	0.4	0.5	0.5	0.6	0.5	0.6	1.0	-0.4	-0.4	-0.2	0.1	0.2	0.0	0.1	0.0	0.1	0.0	0.2	0.2	0.2	0.1	0.34
26	0.3	0.3	0.3	0.2	0.1	0.0	0.2	1.0	1.5	1.8	2.4	3.9	4.2	4.2	4.0	4.4	4.3	4.8	4.3	4.3	4.2	4.0	4.0	4.3	2.57
27	4.4	4.6	4.9	5.0	5.0	5.0	5.2	5.1	4.6	4.4	5.0	5.5	6.0	6.0	5.7	4.8	4.7	5.2	5.0	4.5	4.0	3.1	3.0	3.0	4.74
28	3.0	2.8	2.5	2.4	2.3	2.3	2.3	2.4	2.5	3.2	4.0	4.0	5.2	6.0	6.2	6.2	6.0	6.0	5.2	4.7	4.4	4.1	3.6	3.1	3.99
29	3.0	2.7	2.6	2.5	2.6	3.0	4.3	5.6	6.6	7.6	8.3	9.0	9.8	9.9	8.9	8.6	8.5	8.3	7.9	7.1	6.8	6.0	5.7	5.6	6.27
30	5.6	5.6	5.5	5.3	5.2	5.2	6.2	7.5	11.2	11.0	11.0	11.0	10.6	11.6	11.6	11.8	11.9	11.2	10.5	10.0	9.6	9.3	9.3	9.2	9.04
31	9.1	9.0	8.7	8.8	9.0	11.2	13.0	13.1	13.4	13.7	13.7	13.6	12.6	13.2	12.6	12.2	11.5	8.8	6.4	6.6	6.6	5.8	5.8	5.1	10.12
M.	5.15	5.07	4.95	4.90	5.12	5.69	6.18	6.57	7.01	7.58	7.80	8.20	8.60	8.57	8.81	8.01	7.69	7.15	6.85	6.18	5.84	5.62	5.88	5.24	6.56

August 1934 **Säntis**

Tag	1^{30}	2^{30}	3^{30}	4^{30}	5^{30}	6^{30}	7^{30}	8^{30}	9^{30}	10^{30}	11^{30}	12^{30}	13^{30}	14^{30}	15^{30}	16^{30}	17^{30}	18^{30}	19^{30}	20^{30}	21^{30}	22^{30}	23^{30}	0^{30}	Tagesmittel
1	4.8	4.5	4.2	4.1	4.2	4.3	4.6	3.7	3.4	3.6	3.2	4.2	4.4	4.0	4.0	4.6	4.7	4.6	4.0	3.5	3.0	3.0	2.8	3.0	3.84
2	3.0	3.0	3.1	3.2	3.8	4.6	5.4	6.0	8.3	9.6	9.6	9.8	9.8	9.7	8.5	8.4	7.6	6.7	6.8	6.1	6.0	6.0	6.0	6.0	6.52
3	6.1	6.0	5.8	5.9	6.0	6.0	6.2	6.1	5.5	5.1	5.8	6.0	6.6	7.4	7.4	6.0	5.5	5.4	5.8	4.4	4.4	3.8	3.9	3.9	5.60
4	3.6	3.4	3.8	3.1	1.5	0.5	0.0	0.0	0.0	0.0	-0.4	-0.6	-0.8	-1.0	-1.0	-0.8	-0.6	-0.5	-0.5	-0.4	-0.3	-0.4	-0.5	-0.5	0.80
5	-0.5	-0.5	-0.5	-0.5	-0.5	-0.6	-0.4	-0.4	0.0	-0.1	0.5	1.1	1.0	1.5	2.5	2.8	2.6	2.5	2.1	1.9	1.8	1.9	2.0	2.0	0.93
6	2.0	2.0	2.0	2.0	2.6	4.0	4.6	5.0	5.4	6.1	6.4	7.8	8.6	8.8	8.5	8.7	8.9	8.7	8.4	8.0	8.2	7.5	7.6	7.6	6.20
7	7.6	7.6	7.5	7.5	8.1	8.5	8.5	8.0	9.2	10.6	10.5	10.2	7.1	5.4	5.2	4.6	4.0	3.2	3.0	2.5	3.0	2.9	2.7	2.5	6.25
8	2.5	2.4	2.2	2.2	2.3	2.5	2.8	3.2	3.5	4.0	5.0	5.5	6.4	6.5	5.9	6.0	5.5	5.3	5.5	3.8	3.4	3.4	3.5	3.1	4.02
9	2.9	2.9	2.8	3.1	2.9	3.0	3.4	3.5	3.3	3.4	3.5	3.5	4.4	4.4	4.2	4.6	4.8	3.5	3.2	3.0	2.8	3.3	2.9	2.6	3.89
10	2.8	2.9	3.2	3.0	3.0	3.1	3.4	3.8	4.0	4.0	4.5	5.1	6.4	7.0	7.2	7.0	6.7	6.4	5.8	5.4	5.2	5.1	5.2	5.2	4.80
11	5.2	5.3	5.2	5.2	5.2	5.4	5.6	6.2	6.8	7.6	8.5	9.6	10.2	9.6	8.4	6.2	5.5	5.4	5.2	4.8	4.0	3.5	3.4	3.1	6.05
12	2.9	2.7	2.0	1.2	1.0	0.5	-0.3	-0.2	0.5	1.3	1.5	1.7	1.4	1.0	1.6	1.6	1.4	1.3	1.0	0.6	0.6	0.1	0.0	-0.1	1.05
13	-0.1	-0.3	-0.4	-0.5	-0.5	-0.6	-0.4	0.0	1.2	2.4	2.7	5.1	5.4	3.5	1.4	0.6	0.6	0.1	0.0	0.1	0.4	-0.4	-0.7	-1.0	0.78
14	-1.0	-1.3	-1.4	-1.5	-1.3	-1.7	-1.6	-1.4	-1.2	-1.0	-0.8	-0.3	-0.2	-0.7	-0.9	-1.0	-1.0	-1.3	-1.7	-1.7	-1.6	-1.7	-1.8	-1.9	-1.27
15	-1.9	-1.8	-2.0	-1.7	-1.5	-1.6	-1.4	-1.0	-0.9	-0.4	-0.4	-0.6	-0.7	-0.4	-0.2	0.0	-0.4	-0.9	-0.8	-0.8	-0.8	-0.9	-1.0	-1.1	-0.97
16	-0.9	-0.8	-0.6	-0.6	-0.5	0.0	0.8	2.1	1.0	1.9	3.4	3.9	4.0	4.0	3.5	5.0	5.3	4.5	3.6	3.4	3.2	3.8	3.9	3.8	2.38
17	3.2	3.1	2.8	2.6	2.7	3.0	4.0	3.8	7.8	8.1	8.4	9.0	9.2	8.9	8.2	8.1	7.5	6.7	6.3	5.4	5.2	5.0	5.0	5.0	5.79
18	4.9	4.6	4.4	4.0	4.0	4.5	5.1	6.6	7.0	7.6	8.0	9.6	9.7	9.2	7.8	7.3	7.3	7.0	6.5	5.8	5.5	5.4	5.3	5.2	6.35
19	5.1	5.8	5.4	5.8	5.9	5.7	6.2	7.4	7.1	10.2	9.9	10.0	9.2	8.7	8.6	8.2	8.0	7.6	7.0	6.5	6.4	6.1	6.2	6.3	7.13
20	6.3	6.1	5.8	5.5	5.2	5.2	5.8	6.0	8.0	9.0	10.0	10.0	10.7	11.2	11.0	10.6	9.4	9.0	8.9	8.1	8.0	7.6	7.1	6.9	7.94
21	6.7	6.6	6.3	6.2	6.0	7.0	7.1	9.4	8.6	10.0	10.9	12.2	13.4	13.3	13.1	12.4	12.0	11.4	10.5	9.4	8.8	8.5	8.5	8.5	9.45
22	8.6	8.5	8.4	8.3	8.2	8.7	9.6	10.1	10.2	10.3	11.0	11.6	12.0	11.7	11.5	11.4	11.3	10.7	10.4	9.4	8.4	8.0	7.8	7.6	9.75
23	7.6	7.6	7.4	7.4	7.4	8.2	9.2	10.0	10.4	11.0	11.5	12.3	13.0	13.0	12.6	12.6	12.5	11.8	11.0	6.1	5.4	5.0	4.5	4.5	9.25
24	4.2	3.7	3.1	3.0	2.6	2.5	2.7	3.2	4.0	4.9	5.0	5.0	4.9	5.0	5.0	3.9	3.7	4.0	3.8	3.5	4.0	3.8	3.7	3.8	3.67
25	3.8	3.7	3.5	3.6	3.7	4.2	4.8	6.2	6.6	7.3	7.4	7.7	7.8	6.0	5.5	5.6	5.5	5.2	5.0	4.8	4.0	3.7	3.5	3.7	5.19
26	3.4	2.7	2.5	2.7	2.8	3.1	3.2	3.6	4.5	4.9	4.9	5.1	5.5	5.5	5.5	5.6	5.5	5.4	5.4	5.3	5.1	4.9	4.6	4.6	4.48
27	4.4	4.4	4.4	4.3	4.7	5.0	5.8	6.2	6.4	6.0	5.8	6.0	6.4	6.1	6.0	5.2	5.0	4.9	4.6	4.4	4.3	4.3	4.2	4.2	5.15
28	4.2	4.1	4.1	4.0	4.0	4.1	4.1	4.1	4.3	4.5	4.6	4.8	4.9	5.0	6.0	7.0	6.9	6.0	5.3	4.6	4.5	4.4	4.4	4.8	4.76
29	4.3	4.8	4.3	4.4	4.6	6.8	7.1	6.4	4.8	4.6	5.0	5.1	4.6	4.3	3.4	0.3	-0.3	-0.8	-1.0	-1.2	-1.5	-1.4	-1.6	-1.6	2.70
30	-1.7	-1.7	-1.6	-1.5	-1.4	-1.2	-1.2	-1.6	-0.8	-0.5	0.1	1.4	2.1	2.9	3.8	3.8	3.7	3.5	3.0	2.1	1.4	1.1	1.2	1.1	0.76
31	0.5	0.5	-0.1	-0.5	-0.7	-1.1	-1.0	-0.8	-0.5	-0.2	-0.6	-0.2	0.0	0.1	0.0	-0.8	-1.1	-1.8	-2.0	-2.1	-2.2	-2.4	-2.7	-2.8	-0.90
M.	3.87	3.27	3.14	3.09	3.06	3.34	3.67	4.05	4.46	5.08	5.32	5.84	6.05	5.86	5.61	5.35	5.08	4.69	4.33	3.75	3.57	3.37	3.26	3.19	4.24

September 1934 — Stündliche Lufttemperaturen — $h_t = 0.7^m$ — Säntis

Tag	1^{30}	2^{30}	3^{30}	4^{30}	5^{30}	6^{30}	7^{30}	8^{30}	9^{30}	10^{30}	11^{30}	12^{30}	13^{30}	14^{30}	15^{30}	16^{30}	17^{30}	18^{30}	19^{30}	20^{30}	21^{30}	22^{30}	23^{30}	0^{30}	Tagesmittel
1	−2.6	−2.6	−2.7	−2.8	−3.0	−3.0	−2.8	−2.4	−1.6	−1.6	−0.8	−0.4	−0.2	−0.1	0.0	0.5	−0.5	−1.6	−1.9	−2.8	−2.9	−3.2	−3.0	−3.4	−1.88
2	−3.4	−3.5	−3.5	−3.5	−3.6	−3.7	−3.6	−2.9	−2.4	−1.2	−1.6	−1.4	−1.8	−1.5	−2.1	−1.6	−2.5	−3.0	−3.1	−3.2	−3.2	−3.1	−3.5	−3.6	−2.75
3	−3.6	−3.6	−3.6	−3.5	−3.5	−3.4	−3.1	−2.9	−2.6	−2.2	−1.7	0.2	0.9	1.6	1.4	−0.2	0.1	0.4	0.0	1.5	2.0	1.8	1.8	1.9	−0.86
4	2.0	2.1	2.4	2.6	2.6	2.7	3.6	4.4	4.4	4.4	5.0	6.0	6.8	7.0	7.2	7.4	7.1	6.6	5.7	5.2	4.8	4.5	4.4	4.4	4.73
5	4.2	4.2	4.1	4.0	3.6	3.9	4.8	4.8	5.2	6.0	6.9	7.2	8.6	8.9	8.5	8.2	8.2	7.7	7.0	5.8	5.0	4.6	4.5	4.5	5.85
6	4.6	3.0	3.8	3.0	3.2	3.7	4.2	4.7	5.0	6.4	7.2	7.4	7.8	8.3	8.4	8.8	8.5	7.7	7.0	6.6	6.5	6.4	6.4	6.5	6.02
7	6.7	6.5	6.5	6.4	6.4	6.4	6.6	6.7	7.5	8.4	8.6	10.1	10.1	10.4	10.4	10.2	9.9	9.5	8.8	8.4	8.0	7.8	7.7	7.7	8.15
8	7.6	7.8	7.6	7.7	7.7	8.4	8.8	8.7	10.4	2.0	11.9	12.2	13.0	12.8	12.4	12.0	12.0	11.5	10.6	10.4	10.6	10.7	10.7	10.6	10.34
9	10.4	10.1	9.9	9.9	10.5	10.9	10.8	11.0	12.4	13.1	12.5	11.8	11.8	11.7	10.8	10.6	9.5	8.0	7.0	7.5	7.8	6.1	5.0	4.4	9.71
10	4.0	3.6	3.5	3.0	3.0	3.0	2.6	1.9	1.4	0.0	0.0	0.1	0.2	0.3	0.0	−0.1	0.1	0.5	−0.3	−0.8	0.0	0.1	0.4	0.8	1.16
11	1.0	1.0	1.0	1.4	1.5	1.6	2.1	2.4	2.8	3.4	3.5	5.1	6.1	6.3	6.0	4.4	4.0	4.0	3.6	3.5	3.4	3.2	3.2	3.3	3.24
12	3.3	3.1	2.9	3.0	3.1	3.4	4.9	5.5	6.5	7.2	7.4	7.4	7.4	7.4	7.1	6.7	6.5	6.3	6.1	6.0	6.0	6.0	6.0	5.9	5.88
13	5.9	5.9	5.4	5.2	5.2	5.3	5.9	6.9	7.5	8.0	8.0	8.1	8.4	8.0	7.0	6.7	6.0	5.9	5.7	5.3	5.2	5.2	5.1	5.0	6.28
14	4.9	4.6	4.5	4.4	4.5	4.4	4.4	4.4	5.0	7.2	7.5	7.9	8.4	8.1	7.8	7.2	6.8	6.5	6.2	5.7	5.2	5.0	4.8	4.7	5.88
15	4.6	4.6	4.5	4.5	4.6	5.2	6.4	7.0	7.2	7.3	7.4	8.2	9.0	9.3	8.5	8.3	8.0	6.9	6.5	6.1	5.6	5.3	5.0	4.9	6.45
16	4.8	4.6	4.7	4.8	4.7	4.7	5.2	5.8	6.5	7.0	7.0	6.7	7.5	7.4	7.1	6.6	5.3	4.7	4.5	4.1	4.1	4.0	4.0	4.4	5.42
17	4.5	4.4	4.2	3.8	3.5	3.5	3.9	5.0	7.5	8.0	7.6	7.9	9.3	9.3	8.9	7.6	7.2	6.3	5.6	5.3	5.2	5.1	5.0	5.0	5.94
18	4.8	4.7	4.6	4.6	4.7	4.9	6.0	6.4	7.6	7.8	8.0	10.0	10.4	10.0	9.5	8.8	8.0	7.2	6.7	6.5	6.2	6.0	6.0	5.8	6.86
19	5.0	4.6	4.5	4.4	4.0	4.5	5.6	6.1	8.2	9.0	9.5	9.4	7.7	7.4	6.5	5.6	4.5	3.5	3.1	2.8	2.0	1.6	1.4	0.8	5.07
20	0.6	−0.1	−0.9	−1.0	−1.8	−1.8	−1.8	−1.0	0.9	1.8	2.2	3.0	3.4	3.7	3.9	3.7	2.0	1.4	0.9	0.6	0.6	0.6	0.8	0.9	0.94
21	0.9	1.1	1.2	1.1	1.1	1.2	1.4	1.5	1.7	2.2	3.0	3.7	3.6	3.0	2.8	2.6	1.9	1.9	1.0	1.1	1.2	0.8	0.0	−0.6	1.62
22	−0.6	−0.8	−1.1	−1.6	−1.8	−1.8	−1.5	0.0	1.1	1.4	1.8	3.8	4.2	4.2	4.1	4.0	3.3	2.5	1.6	1.4	1.4	1.3	1.2	0.3	1.20
23	0.5	0.4	0.3	0.2	0.0	0.4	1.0	1.2	1.3	1.4	2.0	3.4	3.7	3.7	3.1	2.4	2.2	2.3	2.5	2.9	3.0	2.8	2.6	2.5	1.91
24	2.5	2.7	2.7	2.6	2.5	2.4	2.7	3.0	4.6	5.6	5.7	6.7	7.6	7.8	7.5	7.0	6.3	5.5	5.1	5.0	4.8	4.5	4.5	4.4	4.78
25	4.1	4.1	4.0	3.7	3.8	3.6	3.8	3.4	3.7	4.4	5.2	5.8	7.2	6.8	6.0	4.4	4.0	3.7	3.4	3.4	3.4	3.2	3.1	3.0	4.19
26	3.0	3.0	3.0	2.9	2.6	2.6	3.4	3.6	4.1	5.6	6.2	7.0	7.1	7.5	7.5	7.1	6.4	5.5	4.8	4.5	4.2	3.9	3.8	3.8	4.71
27	3.8	3.7	3.7	3.6	3.6	3.7	4.0	4.5	5.5	6.6	7.2	8.7	9.0	8.9	8.6	8.6	8.4	8.1	7.5	7.0	6.6	6.5	7.0	7.1	6.88
28	7.1	7.0	6.8	7.0	7.1	7.2	8.8	9.2	9.4	9.8	9.6	9.4	9.8	10.0	10.0	10.5	10.3	9.8	9.1	8.9	9.0	8.9	8.5	8.0	8.80
29	7.7	7.6	7.5	7.7	7.7	7.5	8.8	9.0	9.1	9.2	9.3	10.5	11.2	10.7	10.5	10.4	9.5	8.7	8.1	7.7	7.1	6.6	6.0	6.1	8.49
30	5.2	5.1	5.2	4.9	4.7	4.9	4.4	5.5	6.1	6.8	6.7	7.6	8.1	9.0	9.0	8.2	7.3	6.9	5.6	4.9	4.6	4.4	4.3	4.3	5.97
M.	3.46	3.30	3.21	3.19	3.07	3.19	3.67	4.11	4.87	5.50	5.75	6.45	6.88	6.93	6.61	6.22	5.71	5.14	4.61	4.40	4.23	4.02	3.89	3.77	4.67

Oktober 1934 — Säntis

Tag	1^{30}	2^{30}	3^{30}	4^{30}	5^{30}	6^{30}	7^{30}	8^{30}	9^{30}	10^{30}	11^{30}	12^{30}	13^{30}	14^{30}	15^{30}	16^{30}	17^{30}	18^{30}	19^{30}	20^{30}	21^{30}	22^{30}	23^{30}	0^{30}	Tagesmittel
1	4.1	4.0	3.8	3.7	3.5	3.5	3.7	4.7	6.6	8.1	8.6	8.6	8.8	8.4	8.0	7.4	6.5	5.4	5.0	4.7	4.4	4.3	4.3	4.3	5.60
2	4.8	4.2	4.2	4.1	4.1	4.2	5.8	6.0	6.2	6.8	7.0	8.4	9.0	8.9	8.6	8.2	7.4	6.5	5.8	5.4	5.0	4.4	4.0	3.5	5.92
3	3.0	2.9	2.5	2.4	2.2	2.3	3.1	4.3	5.4	6.1	6.2	6.8	6.2	6.0	5.4	4.1	3.2	2.9	2.6	2.6	2.6	2.5	2.4	2.6	3.74
4	2.6	2.6	2.6	2.6	2.6	2.7	2.9	3.4	5.7	6.1	6.8	7.0	7.0	4.5	3.5	3.2	3.0	2.4	1.5	1.1	0.8	0.4	−1.0	−2.0	2.99
5	−2.6	−2.7	−2.7	−2.7	−2.7	−2.7	−2.4	−2.1	−1.7	−1.4	−1.5	−1.5	−1.8	−2.0	−2.3	−2.8	−2.7	−3.4	−3.8	−4.0	−4.4	−4.5	−4.5	−4.6	−2.81
6	−4.7	−5.1	−5.4	−5.2	−5.4	−5.5	−5.4	−5.6	−5.6	−5.4	−5.3	−5.1	−5.0	−5.0	−4.9	−5.0	−5.0	−5.3	−5.3	−5.5	−5.7	−6.2	−6.0	−6.4	−5.38
7	−6.5	−6.6	−7.0	−7.2	−7.6	−7.7	−7.6	−7.0	−6.8	−5.8	−5.6	−4.0	−3.2	−2.8	−2.6	−2.3	−2.3	−1.5	−1.4	−1.4	−1.4	−1.0	−0.6	−0.6	−4.19
8	−0.6	−0.5	−1.1	−0.2	1.5	1.2	2.2	2.6	4.0	5.0	5.2	5.3	5.8	5.8	5.0	4.0	3.6	3.2	2.8	2.8	2.6	2.6	2.9	2.6	2.65
9	2.8	3.0	2.4	2.4	1.8	1.6	1.8	1.8	0.8	0.0	0.2	1.5	1.6	0.6	−0.6	−2.0	−2.2	−2.0	−2.0	−2.5	−2.8	−3.4	−3.9	−3.9	−0.17
10	−3.7	−3.6	−3.9	−4.6	−4.6	−5.0	−6.6	−8.2	−7.7	−7.2	−6.9	−7.8	−7.2	−7.4	−7.4	−7.4	−7.4	−8.0	−7.6	−7.5	−7.4	−7.7	−7.8	−7.9	−6.69
11	−7.8	−7.0	−6.0	−5.0	−3.2	−2.4	−2.2	−1.5	−1.0	−0.4	−0.5	0.2	0.4	0.7	0.8	0.7	0.1	−0.3	−0.2	−0.3	−0.3	−0.9	−1.0	−1.1	−1.58
12	−1.4	−1.5	−1.5	−1.4	−1.3	−1.3	−0.4	0.9	2.8	4.6	4.1	3.7	4.1	4.4	4.4	4.3	4.0	3.3	2.4	2.0	1.8	1.6	1.4	1.8	1.77
13	1.7	1.6	1.6	1.9	1.2	1.2	1.2	1.6	2.5	3.2	3.4	3.8	4.0	2.9	2.4	1.6	1.0	0.5	0.1	0.0	0.5	0.6	−0.5	−0.4	1.54
14	−0.7	−1.4	−1.4	−1.0	−2.0	−1.5	−1.4	1.3	−0.1	0.0	0.5	1.4	1.6	1.6	1.4	0.8	0.7	1.1	1.0	0.7	0.0	−0.6	−0.5	−0.6	0.04
15	−0.4	−0.3	−0.2	−0.5	−1.4	−1.7	−1.8	−1.7	−1.6	−1.6	−1.8	−1.8	−1.8	−2.1	−7.2	−8.6	−9.1	−9.0	−9.2	−9.7	−9.8	−10.0	−10.7	−10.7	−4.70
16	−10.7	−10.8	−11.1	−11.6	−11.7	−12.1	−12.4	−12.8	−11.1	−9.4	−9.2	−10.3	−10.4	−10.3	−10.3	−10.2	−10.5	−10.3	−10.8	−11.0	−10.4	−10.2	−10.3	−10.5	−10.75
17	−10.4	−10.1	−10.0	−10.0	−10.0	−9.8	−9.6	−9.3	−9.0	−8.6	−8.7	−8.5	−8.2	−8.7	−9.1	−9.3	−9.5	−9.5	−9.2	−9.3	−9.4	−9.5	−9.5	−9.5	−9.36
18	−9.5	−9.6	−9.6	−9.6	−9.4	−9.4	−9.4	−9.7	−9.7	−9.6	−9.4	−9.0	−9.1	−10.4	−9.6	−11.2	−11.6	−11.4	−11.6	−11.8	−11.6	−11.6	−11.5	−11.2	−10.27
19	−10.3	−10.7	−10.8	−10.8	−10.3	−6.8	−6.0	−5.6	−4.7	−4.2	−4.0	−3.5	−3.5	−3.8	−4.1	−4.4	−4.7	−4.7	−4.8	−4.8	−4.7	−4.6	−4.8	−4.9	−5.96
20	−5.0	−5.4	−5.6	−5.7	−5.8	−5.4	−5.2	−4.5	−3.5	−3.2	−3.0	−2.5	−1.0	−1.2	−1.4	−1.8	−2.4	−2.7	−2.8	−2.7	−1.6	−1.0	−0.7	−0.6	−3.11
21	−0.4	−1.5	−1.7	−1.5	−1.9	−1.5	−1.4	0.0	0.5	0.8	1.0	0.8	1.2	0.1	0.0	−0.2	0.8	0.8	1.2	2.8	2.4	2.3	2.8	2.6	0.39
22	2.6	2.5	2.2	1.9	1.4	1.1	1.4	2.4	3.8	3.5	2.8	1.7	1.6	2.1	2.0	1.6	0.8	0.4	0.2	0.0	0.0	0.4	0.4	0.3	1.52
23	1.0	1.0	0.9	0.8	0.7	1.1	1.6	2.3	3.5	4.2	4.4	3.7	3.4	2.7	2.4	2.2	1.6	1.6	1.3	1.5	1.2	0.6	0.4	−0.3	1.82
24	−0.5	−0.1	−0.2	−0.4	−0.5	−0.5	−0.2	1.2	2.1	3.6	3.8	3.9	3.8	3.5	3.1	2.7	2.5	2.5	2.5	2.6	2.8	2.9	3.0	2.6	1.95
25	2.9	2.6	2.6	2.4	2.3	2.9	3.6	5.4	5.5	5.8	5.6	6.0	6.0	5.9	5.1	5.0	4.8	4.4	4.1	4.5	4.5	4.2	4.0	4.0	4.81
26	3.9	3.7	3.4	3.2	3.0	2.7	3.4	4.6	5.0	5.0	5.6	5.8	5.6	5.8	5.2	4.6	3.4	2.6	2.1	1.6	1.4	1.5	1.7	1.9	3.61
27	1.6	1.4	1.5	1.7	2.2	2.3	2.2	2.3	2.9	3.0	3.3	4.0	4.6	4.3	3.5	2.6	2.2	2.1	2.4	2.4	2.4	2.2	2.1	1.9	2.55
28	1.6	1.4	1.2	0.0	−0.4	−0.7	−0.8	0.5	1.7	1.8	2.0	2.0	2.0	1.9	1.6	1.2	0.5	0.0	−0.1	−0.2	−0.2	−0.4	−0.5	−0.5	0.65
29	−0.8	−0.6	−0.6	−0.5	−0.5	−0.4	−0.2	0.1	0.8	1.2	1.2	1.3	1.2	1.1	0.8	−0.5	−1.0	−1.0	−0.9	−1.0	−1.0	−1.2	−1.4	−1.5	−0.28
30	−2.0	−2.2	−2.0	−2.0	−2.8	−3.0	−2.4	−2.4	−1.8	−1.1	−0.5	−0.5	−1.0	−1.4	−1.6	−1.7	−1.8	−1.9	−1.9	−2.0	−2.0	−2.0	−3.0	−3.2	−1.98
31	−3.4	−3.1	−3.0	−3.1	−3.2	−3.0	−2.8	−2.5	−2.1	−1.9	−1.6	−1.3	−0.8	−0.9	−1.0	−1.2	−2.0	−7.0	−8.2	−8.6	−8.8	−9.0	−9.2	−9.4	−4.04
M.	−1.60	−1.67	−1.77	−1.88	−1.88	−1.78	−1.46	−0.89	−0.25	0.29	0.42	0.69	0.80	0.47	0.03	−0.46	−0.85	−1.24	−1.45	−1.54	−1.58	−1.78	−1.87	−1.93	−0.96

November 1934 **Stündliche Lufttemperaturen** $h_t = 0.7^m$ Säntis

Tag	1^{30}	2^{30}	3^{30}	4^{30}	5^{30}	6^{30}	7^{30}	8^{30}	9^{30}	10^{30}	11^{30}	12^{30}	13^{30}	14^{30}	15^{30}	16^{30}	17^{30}	18^{30}	19^{30}	20^{30}	21^{30}	22^{30}	23^{30}	0^{30}	Tagesmittel
1.	−9.6	−10.0	−10.3	−10.9	−10.8	−10.3	−10.2	−10.5	−10.6	−10.8	−11.4	−11.7	−12.0	−12.0	−11.9	−12.2	−12.7	−12.7	−12.8	−13.7	−14.4	−15.0	−15.0	−15.4	−11.95
2	−15.4	−15.6	−16.5	**−16.6**	−16.3	**−16.6**	**−16.6**	−16.3	−15.6	−13.8	−13.8	−13.6	−13.0	−12.7	−12.6	−12.6	−12.4	−12.2	−12.2	−12.0	−11.6	−11.5	−11.0	−10.9	−13.81
3	−10.8	−10.7	−10.4	−10.4	−9.5	−9.1	−8.6	−6.9	−4.6	−4.4	−3.5	−1.6	−1.4	−2.5	−3.7	−3.8	−3.5	−2.5	−3.0	−2.6	−2.3	−1.1	−1.5	−0.9	−4.97
4	−0.2	−0.7	−0.8	−0.1	−0.6	−0.9	−1.2	−0.3	0.9	0.8	0.9	1.1	1.2	0.6	0.0	−0.2	−0.8	−1.1	−1.2	−1.2	−1.2	−1.3	−1.8	−0.39	
5	−1.1	−1.0	−1.0	−0.8	−0.6	0.3	0.2	−0.1	0.8	1.4	1.5	1.5	2.3	2.5	2.3	2.2	1.8	1.3	0.9	0.0	−0.2	−0.5	−0.6	−1.0	0.51
6	−1.4	−1.6	−1.7	−1.8	−1.9	−2.3	−2.0	−2.4	−2.1	−1.6	−1.5	−1.1	−1.2	−2.5	−2.6	−2.0	−2.6	−2.7	−3.0	−4.0	−4.0	−4.0	−4.4	−5.0	−2.48
7	−5.8	−5.6	−5.6	−5.7	−5.7	−5.7	−5.6	−5.0	−4.6	−3.8	−3.6	−4.0	−3.7	−4.0	−5.1	−5.4	−5.8	−5.6	−5.5	−5.0	−5.0	−5.0	−5.0	−5.0	−5.09
8	−5.1	−5.3	−5.5	−5.8	−6.0	−6.5	−6.4	−6.8	−6.3	−7.2	−8.0	−8.4	−8.4	−8.5	−8.5	−8.8	−9.3	−9.0	−9.0	−9.0	−9.3	−9.6	−9.9	−10.5	−7.80
9	−10.9	−11.4	−11.5	−11.7	−11.2	−10.1	−10.0	−9.0	−8.5	−7.8	−7.8	−6.8	−5.9	−5.7	−5.5	−5.0	−5.2	−5.1	−5.0	−5.1	−5.4	−5.4	−5.1	−4.9	−7.48
10	−4.8	−4.6	−4.3	−4.0	−4.0	−4.2	−4.4	−4.2	−3.5	−2.6	−2.6	−2.5	−2.8	−2.8	−2.8	−2.8	−2.8	−2.9	−2.8	−2.7	−2.0	−1.9	−1.9	−1.9	−3.16
11	−2.0	−2.1	−2.5	−3.5	−4.9	−5.3	−5.3	−5.3	−5.1	−4.4	−3.8	−3.8	−4.2	−5.0	−5.1	−5.7	−6.4	−6.6	−6.4	−6.6	−7.0	−7.1	−7.5	−7.3	−5.11
12	−7.2	−7.0	−7.0	−7.2	−7.4	−7.4	−7.4	−7.2	−6.4	−6.3	−6.6	−7.0	−5.4	−6.4	−7.0	−7.2	−7.7	−8.1	−8.3	−8.5	−9.0	−9.2	−9.4	−9.0	−7.49
13	−9.1	−9.3	−9.5	−9.5	−9.3	−8.7	−8.7	−8.0	−7.5	−6.0	−6.0	−6.1	−6.4	−6.5	−6.9	−7.2	−7.2	−7.1	−6.7	−6.3	−5.0	−4.8	−5.2	−5.4	−7.18
14	−5.3	−5.1	−5.9	−5.0	−5.0	−4.9	−4.0	−3.5	−3.1	−3.2	−3.0	−2.8	−2.8	−3.0	−3.1	−3.6	−3.6	−3.6	−3.5	−3.4	−3.4	−3.3	−3.9	−3.4	−3.78
15	−3.4	−3.1	−2.8	−2.4	−2.2	−2.6	−2.4	−1.6	−1.4	−0.8	−0.4	−0.6	−0.3	−0.2	−1.0	−1.5	−2.3	−2.6	−2.8	−3.5	−4.0	−4.8	−5.0	−5.1	−2.37
16	−5.2	−5.5	−5.5	−5.0	−5.1	−4.1	−3.4	−3.6	−2.8	−2.0	−2.0	−2.3	−1.6	−1.8	−2.0	−2.0	−2.1	−2.0	−1.7	−1.6	−1.6	−1.8	−1.8	−1.3	−2.79
17	−1.4	−0.9	−1.0	−2.3	−2.3	−2.5	−3.0	−3.4	−3.9	−4.0	−3.8	−3.4	−3.0	−3.2	−4.0	−4.6	−4.9	−5.0	−5.1	−5.4	−5.2	−5.3	−5.5	−5.4	−3.69
18	−5.4	−5.4	−5.3	−5.2	−5.1	−5.0	−5.0	−4.7	−4.0	−2.4	−2.3	−2.5	−2.6	−2.7	−3.4	−3.8	−4.0	−4.4	−4.8	−5.0	−5.6	−5.6	−5.8	−5.8	−4.87
19	−5.5	−5.8	−6.0	−6.9	−7.1	−7.7	−7.8	−7.9	−7.5	−7.0	−6.6	−6.4	−5.4	−5.8	−6.4	−6.6	−7.0	−6.8	−6.6	−7.0	−7.0	−6.8	−7.2	−7.5	−6.76
20	−7.7	−7.8	−8.2	−8.4	−8.3	−8.3	−7.6	−7.5	−6.2	−5.0	−4.9	−4.4	−4.1	−4.2	−4.0	−5.0	−4.8	−4.4	−4.0	−4.0	−4.3	−4.3	−4.6	−5.0	−5.71
21	−5.0	−5.2	−5.5	−5.8	−5.0	−5.1	−5.4	−4.9	−4.0	−4.4	−4.7	−4.0	−2.9	−2.7	−4.8	−4.6	−5.2	−5.9	−4.9	−5.9	−4.6	−4.5	−5.1	−7.4	−4.89
22	−6.4	−5.8	−5.8	−6.0	−5.3	−5.1	−5.1	−5.3	−5.2	−5.0	−4.6	−4.6	−4.1	−4.5	−4.4	−4.6	−5.0	−4.8	−5.0	−5.2	−4.3	−3.8	−3.1	−3.0	−4.83
23	−2.9	−2.6	−3.6	−3.8	−3.1	−3.3	−3.4	−3.5	−3.0	−2.4	−2.6	−2.4	−2.8	−2.7	−2.8	−3.2	−3.4	−3.1	−5.3	−5.8	−5.6	−5.4	−5.2	−5.0	−3.58
24	−5.0	−5.0	−5.0	−5.0	−5.0	−5.6	−5.4	−5.2	−5.0	−4.3	−4.1	−3.7	−3.4	−3.8	−4.5	−5.4	−5.8	−5.8	−5.7	−5.5	−5.0	−5.4	−5.4	−5.4	−4.99
25	−5.1	−5.1	−5.1	−5.0	−4.8	−4.5	−4.3	−4.0	−3.1	−2.5	−2.3	−2.0	−2.1	−1.6	−2.6	−2.4	−2.2	−2.0	−2.0	−2.1	−1.4	−1.5	−1.5	−1.6	−2.94
26	−1.2	−1.1	−1.1	−1.2	−1.6	−1.5	−2.2	−1.8	−0.9	−0.6	−0.7	−0.6	−0.6	−1.3	−1.6	−2.4	−2.7	−3.0	−3.2	−3.5	−3.2	−2.9	−3.2	−3.6	−1.90
27	−3.7	−3.9	−3.4	−3.5	−3.5	−3.6	−3.0	−2.8	−2.0	−1.6	−1.5	−1.4	−1.4	−1.3	−0.6	−0.5	−0.4	−0.2	−0.3	−0.2	−0.2	1.3	1.3	2.2	−1.42
28	2.8	3.0	2.7	2.8	3.3	3.6	3.9	4.5	**5.1**	4.6	4.8	5.0	5.0	4.4	3.5	2.6	3.6	4.0	3.2	2.5	2.4	2.6	2.8	2.6	3.53
29	2.0	2.9	2.6	2.5	3.1	3.4	3.6	3.9	4.3	4.1	4.5	4.4	4.6	4.1	3.0	2.4	2.2	2.3	2.1	2.6	2.8	2.7	2.7	2.6	3.14
30	2.1	2.4	2.0	1.4	0.8	1.0	0.3	1.4	2.4	2.4	2.5	3.4	3.2	2.9	2.0	1.2	1.1	0.9	0.6	0.8	1.1	1.3	1.4	1.4	1.69
M.	−4.65	−4.62	−4.78	−4.88	−4.81	−4.75	−4.66	−4.40	−3.80	−3.39	−3.25	−3.08	−2.83	−3.09	−3.53	−3.82	−4.03	−4.02	−4.18	−4.29	−4.18	−4.10	−4.19	−4.23	−4.07

Dezember 1934 Säntis

Tag	1^{30}	2^{30}	3^{30}	4^{30}	5^{30}	6^{30}	7^{30}	8^{30}	9^{30}	10^{30}	11^{30}	12^{30}	13^{30}	14^{30}	15^{30}	16^{30}	17^{30}	18^{30}	19^{30}	20^{30}	21^{30}	22^{30}	23^{30}	0^{30}	Tagesmittel
1	1.8	1.8	1.4	1.1	1.1	0.8	0.8	1.4	1.5	2.1	**2.3**	**2.3**	2.2	1.7	0.8	−0.8	−1.4	−1.5	−1.6	−1.7	−1.6	−2.0	−1.9	−1.8	0.80
2	−1.7	−1.8	−2.5	−2.4	−2.1	−2.2	−1.9	−1.8	−1.6	−1.0	−0.6	−0.3	−0.2	0.1	0.2	−0.2	−1.0	−1.5	−3.0	−3.0	−3.2	−3.6	−3.0	−3.0	−1.78
3	−3.2	−2.7	−2.6	−2.7	−2.7	−2.6	−2.4	−2.0	−1.6	−1.4	−1.5	−1.6	−1.8	−1.0	−1.0	−0.9	−1.1	−1.2	−1.8	−1.6	−1.6	−1.6	−2.0	−2.6	−1.84
4	−2.6	−2.1	−2.0	−1.4	−1.0	−1.2	−1.8	−1.4	−1.8	−1.2	−1.3	−1.2	−1.2	−1.2	−1.5	−1.8	−1.9	−1.5	−0.9	−0.4	−0.4	−1.3	−1.8	−2.0	−1.41
5	−1.9	−2.0	−1.5	−1.8	−1.1	−1.5	−2.0	−2.2	−2.0	−2.0	−2.1	−2.0	−2.0	−2.1	−2.2	−2.4	−2.5	−2.6	−2.8	−3.0	−3.1	−3.4	−3.4	−3.5	−2.28
6	−3.6	−3.6	−3.7	−3.8	−3.4	−3.4	−3.0	−3.0	−2.6	−2.0	−1.9	−1.6	−1.6	−1.6	−1.7	−1.8	−1.9	−2.0	−1.9	−1.8	−1.6	−1.6	−1.6	−2.0	−2.34
7	−2.5	−2.5	−2.5	−2.5	−2.6	−2.9	−3.0	−2.9	−2.6	−2.0	−3.0	−3.1	−3.2	−3.2	−3.2	−3.2	−3.3	−3.4	−3.6	−3.6	−3.6	−3.8	−3.2	−3.9	−3.08
8	−3.8	−3.8	−3.9	−4.4	−4.5	−4.6	−4.6	−4.8	−4.0	−3.4	−3.6	−3.7	−3.8	−3.5	−3.9	−4.8	−4.7	−4.5	−4.5	−4.8	−3.8	−3.6	−3.5	−3.5	−4.04
9	−3.2	−3.2	−3.2	−3.8	−3.2	−3.5	−3.2	−2.9	−0.9	−0.8	−0.9	−1.1	−0.9	−0.9	−1.1	−1.0	−0.9	−1.0	−1.6	−1.9	−1.8	−1.9	−1.4	−1.5	−1.89
10	−1.2	−1.8	−2.4	−2.5	−2.4	−2.1	−2.0	−1.8	−1.5	−1.4	−1.2	−1.4	−1.0	−1.4	−1.6	−2.0	−2.1	−2.4	−2.7	−3.0	−3.1	−3.0	−3.1	−3.3	−2.10
11	−3.7	−3.8	−4.0	−4.0	−4.0	−4.0	−4.6	−4.7	−4.4	−3.8	−3.6	−3.4	−3.4	−4.0	−4.5	−4.8	−5.6	−5.7	−5.6	−5.6	−5.6	−6.0	−6.3	−6.2	−4.64
12	−6.0	−6.0	−5.8	−6.3	−6.4	−6.4	−6.2	−6.0	−5.4	−4.4	−4.2	−4.1	−3.8	−3.5	−4.9	−5.0	−5.0	−4.9	−5.0	−5.0	−5.0	−5.0	−5.0	−4.9	−5.15
13	−4.7	−4.6	−4.5	−4.4	−4.3	−4.4	−4.4	−4.3	−3.7	−3.4	−2.8	−2.6	−2.4	−2.8	−3.0	−3.4	−3.4	−3.3	−3.5	−3.5	−3.4	−3.5	−3.5	−3.6	−3.64
14	−3.7	−3.6	−3.8	−4.0	−3.9	−3.8	−3.6	−3.5	−3.0	−2.2	−2.4	−2.4	−2.4	−2.5	−2.8	−3.2	−3.5	−3.6	−3.7	−3.7	−3.8	−3.8	−3.9	−3.9	−3.36
15	−3.9	−3.9	−4.1	−4.0	−3.8	−3.7	−3.5	−3.6	−3.5	−4.0	−3.9	−3.7	−3.7	−4.0	−4.0	−4.4	−4.5	−5.0	−4.8	−4.6	−4.9	−5.8	−6.3	−6.7	−4.35
16	−6.9	−7.3	−7.4	−7.4	−7.4	−7.4	−7.4	−7.6	−7.6	−7.2	−6.7	−6.6	−6.8	−7.0	−7.5	−7.8	−7.6	−7.4	−7.2	−7.0	−6.8	−6.6	−6.6	−6.6	−7.15
17	−6.7	−6.7	−6.8	−7.5	−7.7	−7.6	−7.8	−7.4	−6.4	−6.0	−6.3	−6.9	−6.4	−7.6	−7.3	−7.4	−7.9	−8.2	−7.8	−7.8	−8.0	−8.1	−8.1	−8.1	−7.35
18	−8.0	−8.0	−8.1	−8.0	−8.3	−8.0	−7.0	−5.8	−6.5	−6.2	−5.4	−4.0	−4.0	−3.8	−3.0	−2.4	−2.2	−2.2	−2.4	−3.1	−4.0	−4.8	−5.1	−5.4	−5.24
19	−5.6	−5.9	−6.5	−6.7	−7.0	−7.2	−7.2	−7.4	−7.1	−6.4	−6.3	−6.4	−6.2	−6.0	−7.4	−7.5	−7.6	−7.7	−7.8	−8.0	−8.1	−8.6	−8.9	−9.0	−7.19
20	−9.0	−9.3	−9.4	−9.4	−9.0	−8.6	−8.4	−8.1	−7.7	−7.4	−7.3	−7.2	−7.0	−7.0	−7.3	−7.4	−7.6	−7.5	−7.7	−7.9	−7.8	−7.6	−7.3	−7.2	−7.92
21	−7.3	−7.4	−7.5	−7.5	−7.6	−7.6	−7.6	−7.5	−7.3	−7.0	−6.7	−6.5	−5.8	−6.7	−7.1	−7.6	−8.0	−8.0	−8.1	−8.2	−8.6	−9.0	−9.2	−9.2	−7.69
22	−9.3	−9.4	−9.5	−9.6	−9.4	−9.4	−9.2	−9.5	−8.5	−8.2	−8.6	−8.5	−8.2	−8.4	−8.7	−9.0	−9.5	−9.6	−9.7	−9.7	−9.4	−9.2	−9.1	−9.1	−9.11
23	−9.3	−9.2	−9.1	−9.4	−9.5	−9.3	−9.1	−9.0	−9.2	−9.0	−8.7	−8.6	−8.4	−8.4	−8.4	−8.4	−8.6	−8.6	−8.5	−8.1	−8.0	−8.0	−8.0	−8.1	−8.70
24	−8.0	−8.0	−8.0	−7.9	−7.7	−7.7	−7.8	−8.0	−7.5	−6.4	−6.6	−6.9	−7.4	−7.4	−8.2	−8.4	−8.1	−7.9	−7.9	−7.4	−7.4	−7.8	−7.4	−7.4	−7.56
25	−7.2	−7.5	−6.8	−6.7	−6.8	−7.0	−7.4	−7.4	−7.1	−6.6	−6.3	−6.3	−6.6	−7.0	−7.0	−7.8	−7.7	−7.6	−7.9	−7.8	−7.8	−7.9	−8.0	−8.1	−7.26
26	−8.5	−8.5	−7.9	−8.0	−8.1	−7.9	−7.6	−7.3	−6.9	−6.2	−5.2	−5.2	−4.0	−3.6	−3.5	−3.8	−4.3	−4.2	−4.0	−3.9	−3.6	−3.6	−3.9	−4.1	−5.58
27	−4.6	−4.6	−4.7	−5.0	−5.4	−5.7	−5.6	−5.8	−6.4	−6.6	−6.4	−6.0	−5.7	−6.0	−6.2	−6.4	−6.8	−7.0	−6.9	−7.0	−7.0	−7.5	−7.6	−7.8	−6.20
28	−8.5	−8.4	−8.6	−8.4	−7.9	−6.3	−5.4	−5.8	−5.3	−4.0	−4.0	−3.6	−2.6	−2.6	−2.5	−2.5	−2.0	−1.4	−0.9	−1.0	−0.6	−0.5	−0.2	0.1	−3.87
29	0.4	0.4	0.2	0.2	−0.6	−3.0	−4.3	−5.4	−5.8	−5.8	−5.4	−4.9	−4.8	−4.8	−5.5	−5.6	−5.7	−6.0	−6.0	−5.9	−6.6	−7.0	−7.1	−7.2	−4.40
30	−7.6	−7.5	−7.7	−8.0	−8.0	−8.0	−7.4	−7.4	−7.5	−8.0	−8.1	−8.0	−7.4	−7.6	−8.2	−8.8	−9.0	−9.1	−9.5	−9.8	−10.0	**−10.5**	−10.0	−10.0	−8.46
31	−10.0	−9.5	−9.3	−9.0	−8.5	−8.0	−7.6	−7.5	−7.1	−6.8	−6.5	−6.1	−6.0	−7.0	−7.2	−8.6	−8.6	−6.8	−6.8	−6.6	−6.6	−6.8	−7.5	−7.8	−7.58
M.	−5.18	−5.19	−5.23	−5.28	−5.27	−5.30	−5.22	−5.16	−4.85	−4.47	−4.36	−4.25	−4.04	−4.21	−4.49	−4.80	−4.97	−4.93	−4.99	−5.03	−5.06	−5.26	−5.31	−5.40	−4.93

1934 **Tägliche Maxima und Minima der Lufttemperaturen** Säntis

Tag	Januar		Februar		März		April		Mai		Juni		Juli		August		September		Oktober		November		Dezember	
	Max.	Min.	Max.	Min.	Max.	Min.	Max.	Min.	Max.	Min.	Max.	Min.	Max.	Min.	Max.	Min.	Max.	Min.	Max.	Min.	Max.	Min.	Max.	Min.
1	-4.0	-7.8	-12.1	-17.7	-4.0	-14.1	0.2	-3.0	6.6	1.4	8.0	2.3	6.6	3.6	4.8	2.9	0.5	-3.4	8.8	3.5	-9.6	-15.4	**2.3**	-2.0
2	-4.2	-7.7	-11.1	**-19.4**	-4.9	-6.0	0.8	-4.0	5.4	0.9	6.8	1.2	10.0	4.0	9.8	3.0	-1.2	**-3.7**	**9.0**	3.5	-10.9	**-16.6**	0.2	-3.6
3	-7.0	-11.3	-6.8	-11.4	-6.4	-11.2	-2.7	-9.1	6.6	-0.3	5.4	-0.8	9.0	2.7	7.4	3.8	2.0	-3.6	6.3	2.2	-0.9	-10.8	-0.9	-3.2
4	-9.6	-11.6	-4.7	-7.5	-10.8	-14.2	-5.4	**-10.0**	0.6	-1.5	6.1	-0.6	7.2	1.5	3.8	-1.0	7.4	2.0	7.0	-2.0	1.2	-1.3	-0.4	-2.6
5	-7.2	-12.2	-3.4	-5.9	-11.6	**-14.6**	-2.3	-9.7	4.6	-3.5	2.1	-2.8	11.0	4.8	2.8	-0.5	8.9	3.6	-1.4	-4.6	2.5	-1.1	-1.1	-3.5
6	-9.8	-15.2	-1.5	-4.4	-5.0	-13.5	-0.2	-6.2	2.5	-1.3	3.2	-3.0	9.3	5.3	8.9	2.0	8.8	3.0	-4.7	-6.4	-1.1	-5.0	-1.6	-3.7
7	-3.4	-9.8	-1.5	-4.0	-4.4	-12.5	-0.5	-4.9	4.0	-3.6	-0.4	**-3.3**	11.6	5.5	10.6	2.5	10.4	6.4	-0.6	-7.7	-3.6	-5.8	-2.0	-3.9
8	-3.8	-7.2	-3.1	-11.0	-9.3	-13.0	0.8	-4.7	-0.8	**-7.0**	5.1	-2.9	11.0	6.3	6.5	2.2	13.0	7.6	5.8	-1.1	-5.1	-10.5	-3.4	-4.8
9	-5.2	-7.8	-2.7	-12.5	-3.4	-10.5	-2.3	-8.3	5.8	-2.4	6.2	-0.5	12.4	7.7	4.6	2.6	**13.1**	4.4	3.0	-3.9	-4.9	-11.7	-0.8	-3.5
10	-1.5	-8.1	-2.0	-6.8	-4.8	-8.0	-4.3	-9.3	7.0	0.5	2.7	-0.9	14.4	7.5	7.2	2.6	4.0	-0.3	-3.0	-8.0	-1.9	-4.8	-1.0	-3.3
11	-1.6	-6.0	-4.5	-9.1	-4.4	-7.7	0.0	-5.7	8.0	3.6	5.8	-1.6	11.8	8.8	10.2	3.1	6.3	1.0	0.8	-7.8	-2.0	-7.3	-3.4	-6.3
12	-2.4	-5.8	-5.1	-6.6	-2.2	-10.1	2.0	-1.6	9.0	3.9	0.5	-1.9	11.4	5.0	2.9	-0.3	7.4	2.9	4.8	-1.5	-5.4	-9.4	-3.5	-6.4
13	-6.0	-11.9	-5.2	-8.6	-7.0	-10.4	3.4	-1.9	6.1	2.0	3.4	-1.8	5.2	3.0	5.4	-1.0	8.4	5.0	4.0	-0.5	-4.8	-9.5	-2.4	-4.7
14	-5.0	-11.8	-1.6	-5.3	-5.4	-11.0	4.1	-0.9	3.4	-0.3	5.6	0.9	7.5	1.7	-0.2	-1.9	8.4	4.4	1.6	-2.0	-2.8	-5.9	-2.2	-4.0
15	-6.4	-10.5	-2.6	-12.2	-5.6	-10.7	7.3	0.7	-0.2	-4.0	2.5	0.0	2.2	0.5	0.0	-2.0	9.3	4.5	-0.2	-10.7	-0.2	-5.1	-3.5	-6.7
16	-10.0	-13.7	-7.7	-13.5	-10.2	-13.4	8.8	4.7	6.6	-1.7	5.2	-1.0	5.2	2.0	5.3	-0.9	7.5	4.0	-9.2	**-12.4**	-1.3	-5.5	-6.6	-7.8
17	-3.0	-15.2	-2.6	-7.2	-5.6	-12.2	**11.6**	5.4	0.6	-3.3	9.4	5.0	9.7	3.0	9.2	2.6	9.3	3.5	-8.2	-10.4	-0.9	-5.5	-6.0	-8.1
18	**-1.0**	-3.4	-1.8	-3.3	-6.4	-12.0	5.4	-0.2	4.0	-3.1	11.5	6.0	11.5	5.3	9.7	4.0	10.4	4.6	-9.0	11.8	-2.3	-5.6	-2.2	-8.3
19	-3.3	-6.6	-1.0	-7.6	-5.7	-12.8	5.0	-1.4	4.8	-0.8	13.0	3.7	12.6	6.3	10.2	5.1	9.5	0.8	-3.5	-10.9	-5.4	-7.9	-5.6	-9.0
20	-7.4	-13.9	-7.9	-13.1	-3.2	-6.9	3.7	-5.3	6.8	0.2	3.5	-2.1	**14.8**	6.1	11.2	5.2	3.9	-1.8	-0.6	-5.8	-4.0	-8.4	-7.0	-0.4
21	-9.1	-14.0	-9.0	-13.0	-3.0	-8.5	0.4	-5.4	7.2	1.3	-0.8	-2.2	11.5	6.4	**13.4**	6.0	3.7	-0.6	2.8	-1.9	-2.7	-7.4	-5.8	-9.2
22	-6.1	-10.2	-2.4	-8.8	-4.4	-8.5	1.0	-3.5	9.6	1.6	4.9	-1.5	14.0	4.2	12.0	7.6	4.2	-1.8	3.8	0.0	-3.0	-6.4	-8.2	-9.7
23	-4.4	-9.6	**-0.4**	-5.0	-4.4	-9.2	-2.7	-5.8	**10.0**	2.3	12.4	3.6	4.2	2.1	13.0	4.5	3.7	0.0	4.4	-0.3	-2.3	-5.8	-8.0	-9.5
24	-2.0	-6.0	-3.2	-7.1	-4.2	-8.1	-2.8	-7.1	5.8	1.2	12.4	6.5	7.0	2.3	5.0	2.5	7.8	2.4	3.9	-0.5	-3.4	-5.8	-6.4	-8.4
25	-3.4	-6.0	-3.0	-7.8	-0.6	-5.1	-0.5	-8.2	7.4	1.3	**14.1**	5.0	2.2	**-0.4**	7.8	3.5	7.2	3.0	6.0	2.3	-1.3	-5.1	-6.3	-8.1
26	-2.7	-7.5	-3.0	-7.3	0.4	-3.5	1.2	-6.2	5.3	-1.1	4.5	0.5	4.4	0.0	5.6	2.5	7.5	2.6	5.8	1.4	-0.6	-3.6	-3.5	-8.5
27	-7.0	-10.6	-4.6	-9.9	**2.1**	-3.0	2.0	-4.8	1.0	-4.0	6.8	0.6	6.0	3.0	6.4	4.2	9.0	3.6	4.6	1.4	2.2	-3.8	-4.6	-7.8
28	-11.0	-14.9	-9.2	-12.4	-0.5	-4.3	2.6	-1.9	4.5	-3.7	8.6	0.0	6.2	2.3	7.0	4.0	10.5	6.8	2.0	-0.8	**5.1**	2.4	0.1	-8.6
29	-14.3	-15.5			0.0	-4.7	3.6	-1.5	5.8	-1.4	3.8	0.1	9.9	2.5	7.1	-1.6	11.2	6.0	1.3	-1.5	4.6	2.1	0.4	-7.2
30	-11.6	-15.4			-1.0	-5.0	7.3	1.4	7.2	2.7	4.5	3.0	11.9	5.2	3.8	-1.7	9.0	4.3	-0.5	-3.2	3.4	0.6	-7.4	**-10.5**
31	-12.6	**-17.5**			-0.6	-4.0			6.2	1.7			13.7	5.1	0.5	**-2.7**			-0.8	-9.4			-6.0	-10.0
Mittl. Max.	-6.00		-4.42		-4.40		1.68		5.21		5.89		9.21		6.84		7.37		1.40		-2.05		-3.45	
Mittl. Min.	-10.47		-9.23		-9.31		-3.93		-0.59		0.44		3.98		2.03		2.37		-3.57		-6.20		-6.53	
Differenz	4.47		4.81		4.91		5.61		5.80		5.45		5.23		4.81		5.00		4.97		4.15		3.08	
Abs. Max.	-1.0		-0.4		2.1		11.6		10.0		14.1		14.8		13.4		13.1		9.0		5.1		2.3	
Abs. Min.	-17.5		-19.4		-14.5		-10.0		-7.0		-3.3		-.04		-2.7		-3.7		-12.4		-16.6		-10.5	
Differenz	16.5		19.0		16.6		21.6		17.0		17.4		15.2		16.1		16.8		21.4		21.7		12.8	

1934 **Uebersicht über den täglichen Gang der Temperatur** Säntis

Abweichungen vom Monatsmittel.

	Mittel	1^{30}	2^{30}	3^{30}	4^{30}	5^{30}	6^{30}	7^{30}	8^{30}	9^{30}	10^{30}	11^{30}	12^{30}	13^{30}	14^{30}	15^{30}	16^{30}	17^{30}	18^{30}	19^{30}	20^{30}	21^{30}	22^{30}	23^{30}	0^{30}
Jan.	-8.27	-0.36	-0.51	-0.57	-0.63	-0.60	-0.72	**-0.76**	-0.63	-0.02	0.74	0.88	1.12	**1.31**	1.01	0.66	0.45	0.23	0.02	-0.00	-0.19	-0.19	-0.33	-0.40	-0.52
Febr.	-6.89	-0.41	-0.57	-0.63	-0.69	-0.71	**-.076**	-0.60	-0.41	0.04	0.43	0.65	0.84	**0.87**	0.64	0.66	0.49	0.37	0.23	-0.06	-0.09	-0.01	-0.02	-0.04	-0.13
März	-6.73	-1.00	-1.04	-1.03	-1.01	-1.07	**-1.18**	-0.81	-0.22	0.25	0.80	1.24	1.57	**1.73**	1.69	1.32	0.91	0.64	0.28	-0.13	-0.35	-0.55	-0.64	-0.69	-0.62
April	-1.23	-1.54	-1.52	**-1.57**	-1.56	-1.52	-1.02	-0.52	0.20	0.71	1.32	1.54	2.00	2.24	**2.35**	1.83	1.37	0.97	0.38	-0.19	-0.71	-1.02	-1.19	-1.29	-1.28
Mai	2.19	-1.63	-1.70	-1.78	**-1.85**	-1.70	-1.16	-0.57	0.08	0.66	1.40	1.80	2.24	**2.58**	2.34	1.89	1.45	1.06	0.57	0.12	-0.49	-0.95	-1.27	-1.47	-1.53
Juni	3.12	-1.48	-1.60	-1.60	**-1.61**	-1.20	-0.65	-0.08	0.22	0.52	1.08	1.33	1.55	1.84	**1.95**	1.68	1.42	0.88	0.43	0.04	-0.42	-0.80	-1.03	-1.24	-1.35
Juli	6.55	-1.40	-1.48	-1.60	**-1.65**	-1.43	-0.86	-0.42	0.02	0.46	0.98	1.25	1.65	1.95	**2.02**	1.76	1.46	1.14	0.60	0.10	-0.37	-0.71	-1.03	-1.17	-1.31
Aug.	4.24	-0.87	-0.97	-1.10	-1.15	**-1.18**	-0.90	-0.57	-0.19	0.22	0.79	1.08	1.60	**1.81**	1.62	1.37	1.11	0.84	0.45	0.09	-0.49	-0.67	-0.87	-0.98	-1.05
Sept.	4.67	-1.22	-1.37	-1.46	-1.54	**-1.60**	-1.48	-1.00	-0.56	0.20	0.83	1.08	1.78	2.21	**2.26**	1.94	1.55	1.14	0.47	-0.06	-0.27	-0.44	-0.65	-0.78	-0.90
Okt.	-0.96	-0.64	-0.71	-0.81	-0.87	-0.92	-0.77	-0.50	0.07	0.71	1.25	1.38	1.59	**1.76**	1.43	0.99	0.50	0.11	-0.28	-0.49	-0.58	-0.62	-0.77	-0.91	**-1.03**
Nov.	-4.07	-0.58	-0.55	-0.71	**-0.81**	-0.74	-0.68	-0.59	-0.33	0.27	0.68	0.82	0.99	**1.24**	0.98	0.54	0.25	0.04	0.05	-0.06	-0.22	-0.11	-0.03	-0.12	-0.22
Dez.	-4.93	-0.25	-0.26	-0.30	-0.35	-0.34	-0.37	-0.29	-0.23	0.08	0.46	0.57	0.68	**0.89**	0.72	0.44	0.13	-0.04	0.00	-0.06	-0.10	-0.13	-0.33	-0.38	**-0.47**

Januar 1934 — Stündliche Barometerstände (500 mm +) — Säntis

Tag	1^{30}	2^{30}	3^{30}	4^{30}	5^{30}	6^{30}	7^{30}	8^{30}	9^{30}	10^{30}	11^{30}	12^{30}	13^{30}	14^{30}	15^{30}	16^{30}	17^{30}	18^{30}	19^{30}	20^{30}	21^{30}	22^{30}	23^{30}	0^{30}	Tagesmittel
1	58.2	58.7	59.0	59.0	59.1	59.4	59.6	60.0	60.5	60.8	60.7	60.6	60.6	60.7	60.8	61.1	61.1	61.1	61.2	61.3	61.3	61.2	61.0	60.9	60.38
2	60.7	60.5	60.4	60.3	60.1	60.0	59.8	59.9	59.9	59.9	59.7	59.6	59.2	59.1	59.0	58.8	58.6	58.5	58.3	58.2	58.0	58.0	57.9	57.6	59.25
3	57.2	57.2	57.2	57.0	56.9	56.9	56.9	57.0	57.2	57.4	57.5	57.4	57.2	57.3	57.4	57.6	57.6	57.6	57.7	57.9	57.9	58.0	58.0	58.0	57.42
4	58.1	58.2	58.3	58.2	58.2	58.2	58.3	58.6	59.0	59.1	59.3	59.3	59.2	59.2	59.5	59.7	59.6	59.6	59.6	59.6	59.6	59.5	59.5	59.5	59.04
5	59.5	59.5	59.6	59.3	59.0	59.0	59.0	59.2	59.5	59.7	59.6	59.1	59.0	59.0	59.0	59.2	59.0	59.0	59.5	59.9	60.0	61.0	61.4	61.9	59.60
6	62.2	62.6	63.0	63.2	63.4	63.6	64.1	64.5	64.9	65.3	65.4	65.6	65.7	66.0	66.2	66.6	66.8	67.0	67.0	67.3	67.4	67.4	67.5	67.4	65.42
7	67.8	67.4	67.5	67.3	67.0	67.0	67.1	67.3	67.4	67.4	67.8	67.2	67.0	66.9	66.9	66.8	66.8	66.8	66.8	66.8	66.7	66.6	66.4	66.2	67.00
8	66.0	65.9	65.5	65.3	65.1	65.0	64.9	65.0	65.0	65.1	65.0	64.7	64.4	64.1	64.0	63.8	63.8	63.7	63.6	63.6	63.6	63.5	63.4	63.4	64.48
9	63.5	63.5	63.5	63.5	63.5	63.5	63.6	63.9	64.2	64.5	64.5	64.4	64.3	64.3	64.5	64.8	65.0	65.1	65.2	65.2	65.2	65.3	65.4	65.4	64.41
10	65.5	65.5	65.5	65.5	65.5	65.5	65.7	65.9	66.1	66.2	66.3	66.2	66.0	66.0	66.0	66.1	66.2	66.2	66.2	66.2	66.2	66.1	66.0	65.8	65.98
11	65.6	65.5	65.4	65.2	65.0	64.9	64.8	64.8	64.7	64.6	64.3	64.0	63.6	63.4	63.3	63.1	63.0	63.0	63.0	63.0	62.8	62.7	62.2	61.5	63.89
12	61.1	61.3	61.0	60.9	60.5	60.4	60.0	60.0	59.9	59.6	59.0	58.6	57.9	57.4	57.4	57.2	56.7	56.4	56.2	56.0	55.5	55.4	54.5	54.3	58.22
13	54.2	54.0	53.6	53.7	54.0	54.5	55.3	55.8	56.1	56.4	56.6	56.8	56.9	57.1	57.4	57.7	58.0	58.2	58.2	58.4	58.4	58.2	58.1	58.0	56.48
14	57.9	57.6	57.5	57.1	56.7	56.6	56.0	56.0	56.0	55.8	55.2	55.0	54.3	54.2	54.2	54.2	54.0	53.3	53.0	53.2	52.9	53.0	52.8	52.2	54.95
15	52.0	51.7	51.0	**50.5**	51.6	52.5	52.9	52.5	53.1	53.3	53.4	53.5	53.3	53.3	53.3	53.0	53.1	53.0	54.1	54.1	54.1	54.0	53.5	53.0	52.91
16	52.5	52.6	52.4	51.9	51.4	51.7	51.9	52.4	52.5	54.0	54.4	54.9	55.3	56.0	56.6	57.1	57.5	58.0	58.5	59.0	59.9	60.3	60.5	61.0	55.51
17	61.1	61.3	61.6	61.8	61.7	61.8	61.8	62.0	62.2	62.6	62.9	62.7	62.5	62.2	62.0	61.4	61.4	61.5	61.8	61.8	61.6	61.7	61.9	61.6	61.86
18	61.7	62.0	62.2	62.4	62.3	62.2	62.7	62.9	63.0	63.2	63.3	63.3	62.9	63.0	63.0	63.0	63.0	63.0	62.6	62.4	62.1	61.8	61.5	61.4	62.54
19	61.3	61.6	60.8	60.3	60.0	59.9	59.5	59.4	59.7	59.6	59.6	59.4	59.0	59.0	58.9	58.8	58.8	58.6	58.5	58.4	58.4	58.2	58.1	58.0	59.32
20	58.0	58.0	57.9	57.9	58.0	58.1	58.4	58.6	59.0	59.4	59.5	59.5	59.5	59.7	59.9	60.2	60.4	60.7	61.2	61.5	61.7	61.9	62.0	62.0	59.71
21	62.1	62.2	62.5	62.9	63.3	63.6	64.0	64.2	64.5	64.9	65.2	65.3	65.4	65.6	66.0	66.2	66.4	66.5	66.5	66.6	66.6	66.7	66.7	66.8	65.08
22	67.0	67.0	67.2	67.4	67.5	67.6	67.9	68.1	68.2	68.5	68.5	68.4	68.3	68.2	68.4	68.5	68.6	68.7	68.9	68.9	68.8	68.8	68.7	68.6	68.20
23	68.4	68.2	68.1	68.1	68.1	68.2	68.3	68.3	68.3	68.5	68.4	68.0	67.9	67.7	67.6	67.6	67.6	67.6	67.6	67.6	67.6	67.6	67.5	67.4	67.91
24	67.0	66.9	66.8	66.6	66.5	66.4	66.4	66.5	66.7	66.8	66.9	66.5	66.4	66.4	66.5	66.8	66.9	67.0	67.0	67.0	67.0	67.2	67.4	67.5	66.80
25	67.8	68.0	68.3	68.4	68.6	68.7	68.9	69.1	69.3	69.5	69.6	69.6	69.4	69.4	69.4	69.4	69.4	69.4	69.4	69.4	69.4	69.4	69.3	69.2	69.10
26	69.2	69.4	69.4	69.4	69.2	69.3	69.3	69.5	69.6	**69.7**	**69.7**	69.5	69.2	69.0	69.0	69.0	69.0	69.0	69.0	69.0	68.9	68.8	68.4	68.0	69.15
27	67.7	67.4	67.0	66.6	66.2	65.7	65.2	65.0	64.5	64.2	64.3	63.8	63.1	63.0	63.0	62.5	62.3	61.7	61.3	61.4	60.9	60.6	60.4	60.5	63.68
28	60.4	60.3	60.2	60.0	59.8	59.8	59.8	59.8	59.8	59.6	59.4	59.2	59.1	59.1	59.1	59.1	59.1	59.0	59.0	58.9	58.7	58.6	58.5	58.4	59.39
29	58.3	58.2	58.1	58.0	58.0	58.0	57.9	58.0	58.2	58.5	58.5	58.5	58.5	58.5	58.7	58.8	59.0	59.1	59.2	59.3	59.3	59.3	59.4	59.4	58.61
30	59.5	59.6	59.5	59.5	59.5	59.6	59.7	59.9	60.2	60.4	60.5	60.5	60.4	60.5	60.7	60.9	61.0	61.2	61.4	61.6	61.7	61.7	61.7	61.7	60.54
31	61.6	61.5	61.4	61.3	61.2	61.2	61.2	61.2	61.4	61.5	61.5	61.3	60.9	60.4	60.1	59.7	59.5	59.2	58.9	58.4	57.7	57.0	56.6	56.0	60.03
M.	61.70	61.72	61.66	61.56	61.51	61.57	61.64	61.78	61.96	62.15	62.13	62.02	61.89	61.80	61.87	61.89	61.91	61.89	61.95	62.00	61.95	61.92	61.81	61.69	61.88

Februar 1934 — Säntis

Tag	1^{30}	2^{30}	3^{30}	4^{30}	5^{30}	6^{30}	7^{30}	8^{30}	9^{30}	10^{30}	11^{30}	12^{30}	13^{30}	14^{30}	15^{30}	16^{30}	17^{30}	18^{30}	19^{30}	20^{30}	21^{30}	22^{30}	23^{30}	0^{30}	Tagesmittel
1	55.2	54.8	53.8	52.4	51.5	50.9	50.5	50.0	50.1	50.5	50.5	50.7	51.0	51.1	51.4	51.8	52.1	52.4	52.6	52.7	52.9	53.0	53.1	53.1	51.96
2	53.1	53.4	53.6	53.6	53.6	53.7	53.9	54.0	54.3	54.6	54.9	55.0	55.0	55.1	55.4	55.7	56.0	56.3	56.6	57.0	57.4	57.8	58.0	58.0	55.26
3	58.1	58.2	58.4	58.5	58.8	59.0	59.0	59.1	59.6	59.7	59.9	60.0	59.9	59.8	59.8	59.7	59.6	59.6	59.7	59.7	59.7	59.6	59.5	59.4	59.35
4	59.3	59.0	58.8	58.6	58.4	58.4	58.4	58.4	58.6	58.6	58.5	58.5	58.2	58.2	58.2	58.3	58.5	58.9	59.0	59.1	59.2	59.2	59.1	59.0	58.68
5	58.9	58.6	58.5	58.4	58.4	58.4	58.6	58.7	58.9	58.9	59.1	59.2	59.1	59.1	59.2	59.3	59.5	59.7	60.0	60.3	60.6	60.4	60.2	60.3	59.26
6	60.4	60.4	60.4	60.4	60.4	60.5	61.0	61.4	61.5	61.8	62.2	62.4	62.4	62.4	62.6	62.8	63 0	63.4	63.8	64.0	64.1	64.2	64.1	64.0	62.28
7	64.1	64.1	54.2	64.3	64.3	64.4	64.6	64.9	65.0	65.0	65.1	65.0	64.8	64.5	64.5	64.6	64.6	64.7	64.7	64.7	64.7	64.6	64.5	64.3	64.59
8	64.0	63.7	63.1	63.0	62.7	62.5	62.4	62.5	62.3	62.2	62.1	61.9	61.3	61.1	60.9	60.7	61.1	61.1	61.6	62.4	62.9	63.2	63.1	63.2	62.29
9	63.6	63.9	64.4	64.5	64.9	65.3	65.6	66.2	66.8	67.0	67.3	67.1	67.0	67.0	67.0	67.2	67.5	67.9	68.3	68.4	68.4	68.5	68.5	68.5	66.70
10	68.4	68.3	68.1	68.0	67.9	67.8	67.7	67.9	67.8	67.4	67.5	67.4	67.0	66.9	66.7	66.6	66.7	66.8	66.8	66.5	66.2	66.0	66.0	66.0	67.14
11	66.0	66.0	66.0	65.9	66.0	66.3	66.6	67.0	67.2	67.4	67.8	67.8	67.8	68.0	68.2	68.4	68.6	68.9	69.1	69.3	69.4	69.5	69.5	69.5	67.76
12	69.5	69.5	69.4	69.2	69.1	69.1	69.2	69.4	69.6	69.8	70.0	69.8	69.7	69.4	69.4	69.5	69.4	69.4	69.6	69.7	69.8	69.7	69.7	69.7	69.58
13	69.7	69.6	69.5	69.4	69.4	69.5	69.7	69.9	70.2	70.6	70.9	71.0	71.0	71.0	71.0	71.0	71.1	71.3	71.4	71.4	71.4	71.4	71.4	71.3	70.59
14	71.3	71.3	71.3	71.3	71.4	71.5	71.7	71.9	72.3	72.4	72.7	73.1	73.3	73.3	73.3	73.1	73.2	73.3	**73.4**	**73.4**	**73.4**	73.1	73.0	72.8	72.52
15	72.1	72.0	71.2	71.0	70.1	69.6	69.2	68.7	68.2	68.5	68.5	68.4	68.2	68.1	68.2	68.1	68.4	68.8	69.0	69.0	69.1	69.1	69.0	68.9	69.22
16	68.7	68.7	68.4	68.1	68.0	68.2	68.4	68.4	68.5	68.6	68.6	68.5	68.4	68.4	68.5	68.6	68.6	68.4	68.4	68.5	68.7	68.6	68.6	68.6	68.48
17	68.6	68.6	68.7	68.8	68.9	69.0	69.3	69.5	69.0	69.6	69.8	69.8	69.8	69.9	69.9	69.9	70.0	70.2	70.4	70.5	70.6	70.6	70.6	70.5	69.71
18	70.4	70.3	70.2	70.0	69.9	69.8	69.8	69.8	69.9	69.9	69.8	69.7	69.6	69.2	69.1	69.1	69.1	69.2	69.3	69.2	69.2	69.2	69.0	69.0	69.58
19	69.0	68.8	68.6	68.5	68.5	68.4	68.4	68.4	68.5	68.6	68.5	68.3	68.1	68.3	68.3	68.0	67.8	67.6	67.5	67.4	67.2	67.1	67.0	66.9	68.08
20	66.6	66.5	66.4	66.3	66.1	66.0	65.8	65.8	65.8	65.8	65.9	66.4	66.2	65.8	65.6	65.6	65.4	65.5	65.6	65.6	65.7	65.6	65.5	65.4	65.87
21	65.1	65.0	64.8	64.4	64.1	63.8	64.0	64.3	64.4	64.6	65.0	65.2	65.2	65.1	65.3	65.4	65.6	66.2	66.7	66.9	67.0	67.2	67.1	67.0	65.89
22	67.0	67.1	67.2	67.3	67.4	67.4	67.6	68.0	68.1	68.2	68.6	68.6	68.5	68.3	68.3	68.3	68.3	68.3	68.3	68.3	68.2	68.2	68.2	68.1	67.98
23	68.1	68.0	68.0	67.9	67.8	67.8	67.7	67.8	67.8	67.9	68.0	67.9	67.8	67.4	67.1	66.9	66.8	66.7	66.7	66.6	66.5	66.4	66.4	66.3	67.35
24	66.1	65.8	65.4	65.1	64.8	64.5	64.2	64.1	64.1	64.0	63.9	63.8	63.4	63.2	63.0	62.7	62.6	62.6	62.6	62.5	62.5	62.4	62.2	62.0	63.65
25	61.9	61.8	61.5	61.4	61.1	61.0	60.8	60.8	60.9	60.9	60.7	60.6	60.4	60.2	60.1	60.0	60.0	60.0	60.0	60.0	60.0	60.0	60.0	60.0	60.59
26	59.9	59.8	59.5	59.3	59.0	58.7	58.4	58.3	58.1	58.0	57.8	57.4	57.0	56.6	56.1	55.7	55.3	54.9	54.3	53.8	53.3	52.8	52.4	52.0	56.60
27	51.6	51.3	51.0	50.5	50.4	50.0	49.3	49.0	48.8	49.1	49.1	48.7	48.6	48.5	48.4	48.1	47.6	**47.5**	**47.5**	47.6	47.7	47.7	47.7	47.7	48.89
28	47.7	47.8	47.9	48.0	48.0	48.0	48.1	48.4	48.6	48.9	49.0	49.2	49.2	49.1	49.2	49.5	49.5	49.5	49.8	50.1	50.3	50.1	49.9	49.7	48.97
M.	63.72	63.64	63.49	63.36	63.25	63.20	63.21	63.31	63.40	63.51	63.64	63.63	63.50	63.39	63.33	63.38	63.43	63.54	63.67	63.74	63.79	63.76	63.70	63.61	63.61

März 1934 — Stündliche Barometerstände (500 mm +) — Säntis

Tag	1^{30}	2^{30}	3^{30}	4^{30}	5^{30}	6^{30}	7^{30}	8^{30}	9^{30}	10^{30}	11^{30}	12^{30}	13^{30}	14^{30}	15^{30}	16^{30}	17^{30}	18^{30}	19^{30}	20^{30}	21^{30}	22^{30}	23^{30}	0^{30}	Tages mittel
1	49.3	49.1	48.6	48.4	48.2	48.2	48.3	48.1	48.1	48.3	48.3	48.4	48.5	48.5	48.8	49.0	49.5	49.8	50.8	50.7	51.2	51.6	52.2	52.5	49.33
2	52.9	53.0	53.1	53.3	53.5	53.6	54.0	54.3	54.6	54.8	55.0	55.1	55.2	55.2	55.3	55.5	55.6	56.0	56.2	56.4	56.6	56.8	56.8	57.1	55.00
3	57.1	57.2	57.2	57.3	57.3	57.3	57.4	57.4	57.7	58.0	58.1	58.1	58.1	58.2	58.3	58.5	58.5	58.5	58.7	59.0	59.2	59.4	59.5	59.5	58.15
4	59.6	59.6	59.6	59.6	59.9	60.0	60.3	60.5	60.6	60.6	60.5	60.5	60.4	60.2	60.0	59.9	59.8	59.6	59.8	59.7	59.5	59.2	59.0	58.6	59.98
5	58.3	57.9	57.4	57.2	57.0	57.0	56.9	56.8	56.7	56.7	56.5	56.4	56.3	56.0	55.7	55.7	55.6	55.6	55.6	55.7	55.8	55.9	55.9	56.0	56.44
6	55.9	55.9	55.7	55.6	55.6	55.6	55.7	56.0	56.1	56.2	56.6	56.1	55.7	55.6	55.6	55.6	55.7	55.8	55.8	55.7	55.6	55.5	55.2	55.1	55.73
7	55.0	55.0	54.8	53.9	53.9	53.8	53.7	53.9	53.5	53.3	53.2	53.0	52.7	52.6	53.0	53.1	53.3	53.6	53.8	54.0	54.4	54.7	54.9	55.0	53.80
8	55.0	55.0	55.0	55.0	55.0	55.1	55.3	55.4	55.7	56.1	56.1	56.2	56.1	56.1	56.1	56.2	56.2	56.4	56.5	56.5	56.2	56.2	56.2	56.1	55.82
9	56.0	55.9	55.6	55.4	55.4	55.4	55.4	55.4	55.4	55.4	55.5	55.2	55.0	54.8	54.0	53.9	53.9	53.8	54.0	54.0	54.0	53.5	53.6	54.0	54.75
10	54.0	54.0	54.0	54.3	54.3	54.0	54.3	54.5	54.6	54.6	54.8	54.6	54.3	54.0	54.0	54.0	54.0	53.9	54.0	53.9	53.9	53.7	53.4	53.1	54.00
11	52.9	52.6	52.1	52.0	51.7	51.7	51.4	51.0	50.9	50.9	50.6	50.6	50.3	50.0	49.5	49.6	49.6	49.5	49.5	49.6	49.4	49.0	48.5	48.4	50.47
12	48.5	48.1	47.4	46.6	46.4	46.4	46.1	45.6	45.6	45.6	45.2	45.5	45.5	45.3	45.1	44.8	44.5	44.7	44.8	45.6	46.1	46.8	47.1	47.0	46.01
13	47.4	47.6	47.8	47.9	48.0	48.1	48.7	49.0	49.0	49.0	49.2	49.3	49.0	49.0	48.7	48.6	48.6	48.7	49.0	49.1	49.4	49.5	49.6	50.0	48.76
14	50.3	50.4	50.6	50.9	51.2	51.4	51.5	51.6	52.0	52.2	52.4	52.4	52.0	51.5	51.0	50.9	50.9	50.6	50.8	50.0	49.9	49.5	49.0	48.5	50.88
15	48.5	48.3	48.3	48.4	48.0	47.8	47.9	47.9	47.9	48.0	48.0	48.0	47.9	48.0	48.0	47.4	47.2	47.6	47.9	48.0	48.0	48.0	48.2	48.9	47.98
16	48.2	48.6	48.3	48.0	48.1	48.0	48.3	48.8	49.0	49.2	49.2	49.4	49.4	49.4	49.5	49.7	49.8	49.8	49.8	49.8	49.7	49.3	49.1	48.6	49.02
17	48.2	47.8	47.5	47.2	47.0	46.7	46.7	46.8	46.9	46.7	46.6	46.6	46.5	46.1	45.9	45.7	45.7	45.6	45.6	45.7	45.6	45.5	45.4	45.0	46.87
18	44.5	44.6	44.5	44.5	45.1	45.5	45.8	46.4	46.6	47.0	47.3	47.4	47.4	47.4	47.3	48.0	48.0	48.5	48.6	49.3	49.5	49.9	50.2	50.5	47.25
19	50.5	50.7	51.0	51.2	51.5	51.8	52.2	52.3	52.4	52.6	52.9	53.1	53.3	53.4	53.4	53.5	53.5	53.6	53.7	53.6	53.6	53.6	53.7	53.7	52.70
20	53.6	53.6	53.8	53.1	53.0	53.0	53.1	53.4	53.2	53.8	53.2	53.0	52.9	52.9	53.3	53.6	53.8	54.1	54.9	54.4	54.5	54.6	54.6	54.4	53.59
21	54.5	54.5	54.5	54.4	54.1	54.1	54.4	54.7	55.2	55.7	56.1	56.4	56.4	56.5	56.6	56.9	57.0	57.0	57.3	57.3	57.3	57.3	57.3	57.3	55 95
22	57.3	57.5	57.3	57.3	57.2	57.2	57.4	57.5	57.8	57.9	58.0	57.0	57.8	57.6	57.5	57.5	57.6	57.9	58.2	58.7	58.7	58.7	58.7	58.7	57.82
23	58.7	58.6	58.6	58.6	58.7	58.8	59.1	59.4	59.4	59.6	59.6	59.6	59.7	59.7	59.7	59.7	59.8	60.0	60.1	60.1	60.1	60.1	60.0	59.9	59.49
24	59.7	59.5	59.4	59.0	59.0	59.0	59.0	59.0	59.0	59.0	59.0	59.1	59.2	59.2	59.3	59.5	59.9	60.2	60.3	60.5	60.7	60.9	61.0	61.1	59.65
25	91.3	61.4	61.4	61.5	61.7	61.8	62.0	62.4	62.5	62.7	62.7	62.7	62.7	62.6	62.6	62.6	62.5	62.4	62.3	62.1	62.0	61.9	61.6	61.5	62.12
26	61.4	61.3	61.1	61.0	61.0	61.0	61.0	61.0	61.3	61.2	61.2	61.1	61.1	61.0	61.0	60.9	60.8	60.7	60.5	60.4	60.3	60.3	60.2	60.1	60.80
27	60.0	60.0	59.9	59.7	59.5	59.5	59.5	59.6	59.7	59.8	60.0	60.0	60.0	59.9	59.8	59.7	59.7	59.7	59.7	59.8	59.8	59.7	59.5	59.4	59.76
28	59.3	59.1	58.7	58.6	58.4	58.9	57.7	57.5	57.4	57.8	57.2	57.2	57.1	57.0	56.7	56.4	56.3	56.2	55.9	55.6	55.4	55.3	55.2	55.1	57.08
29	55.0	54.7	54.4	54.1	53.9	53.7	53.6	53.5	53.5	53.6	53.6	53.6	53.7	53.7	53.7	53.7	53.6	53.6	53.6	53.7	53.8	53.8	53.8	53.9	53.88
30	53.9	53.9	53.9	54.0	54.0	54.0	54.1	54.4	54.6	54.9	55.1	55.2	55.3	55.3	55.3	55.3	55.3	55.4	55.6	55.7	55.9	56.0	56.1	56.1	54.97
31	56.1	56.1	56.2	56.3	56.4	56.5	56.9	56.9	56.9	56.9	57.0	57.0	57.1	57.1	57.1	57.1	57.1	57.1	57.1	57.2	57.2	57.2	57.2	57.1	56.87
M.	54.29	54.22	54.09	54.02	54.00	54.00	54.12	54.21	54.31	54.42	54.46	54.47	54.41	54.31	54.25	54.27	54.29	54.39	54.48	54.57	54.62	54.68	54.60	54.57	54.33

April 1934 — Säntis

Tag	1^{30}	2^{30}	3^{30}	4^{30}	5^{30}	6^{30}	7^{30}	8^{30}	9^{30}	10^{30}	11^{30}	12^{30}	13^{30}	14^{30}	15^{30}	16^{30}	17^{30}	18^{30}	19^{30}	20^{30}	21^{30}	22^{30}	23^{30}	0^{30}	Tages mittel
1	57.1	57.0	56.9	56.8	56.7	56.7	56.8	56.9	57.0	57.3	57.3	57.4	57.4	57.4	57.4	57.3	57.3	57.1	57.1	57.1	57.1	57.0	57.0	57.0	57.09
2	56.9	56.8	56.7	56.6	56.5	56.5	56.9	57.0	57.2	57.4	57.5	57.6	57.7	57.6	57.5	57.5	57.5	57.8	57.6	57.6	57.6	57.6	57.6	57.6	57.28
3	57.5	57.4	57.2	57.0	57.0	57.0	57.1	57.2	57.4	57.5	57.6	57.6	57.6	57.4	57.3	57.1	57.0	56.9	56.9	56.7	56.5	56.3	56.1	55.9	57.05
4	55.7	55.4	55.1	54.9	54.8	54.7	54.7	54.6	54.6	54.6	54.5	54.4	54.2	54.0	53.6	53.1	53.1	53.2	53.0	52.8	52.6	52.3	52.1	52.0	53.91
5	51.7	51.5	51.2	51.0	51.1	51.4	51.6	51.7	51.9	52.2	52.5	52.7	52.8	52.9	52.9	52.9	53.0	53.2	53.3	53.6	53.6	53.6	53.6	53.7	52.48
6	53.8	53.9	53.8	53.7	53.9	54.0	54.1	54.3	54.4	54.5	54.6	54.6	54.7	54.6	54.5	54.4	54.3	54.3	54.3	54.2	54.1	54.0	54.0	54.0	54.21
7	54.0	54.0	54.0	53.9	53.8	53.8	53.8	54.0	54.1	54.2	54.3	54.1	54.0	54.0	53.9	53.9	53.8	53.7	53.6	53.4	53.0	53.0	52.9	52.5	53.74
8	52.5	52.3	52.0	51.6	51.5	51.5	51.7	52.0	52.4	52.8	53.0	53.0	52.9	53.0	53.1	53.1	53.1	53.1	53.0	52.8	52.7	52.7	52.5	52.3	52.52
9	52.0	52.0	51.5	51.0	50.9	50.9	50.9	50.8	50.7	50.7	50.4	50.4	50.4	50.5	51.0	51.2	51.1	51.4	52.0	52.4	52.5	53.1	53.4	53.7	51.45
10	53.8	54.0	53.9	53.7	53.9	54.0	54.7	55.0	55.3	55.7	55.8	55.9	56.1	56.2	56.2	56.3	56.4	56.5	56.8	57.2	57.5	57.4	57.4	57.4	55.71
11	57.3	57.2	57.1	57.1	57.2	57.4	57.6	57.6	57.8	58.0	58.2	58.3	58.3	58.3	58.3	58.3	58.4	58.6	58.8	58.8	58.8	58.9	59.0	59.1	58.10
12	59.1	59.1	59.1	59.1	59.2	59.6	59.9	60.3	60.4	60.8	61.0	61.1	61.1	61.2	61.2	61.2	61.2	61.3	61.7	62.0	62.0	62.3	62.4	62.5	60.78
13	62.5	62.5	62.5	62.4	62.4	62.5	62.8	63.0	63.0	63.2	63.4	63.6	63.8	63.8	63.8	63.8	63.9	64.0	64.2	64.3	64.4	64.4	64.5	64.7	63.47
14	64.8	64.9	65.0	65.0	65.1	65.3	65.7	66.0	66.2	66.5	66.5	66.6	66.7	67.0	67.1	67.2	67.4	67.5	67.6	67.8	67.9	68.1	68.3	68.5	66.61
15	68.5	68.5	68.6	68.7	68.8	68.9	69.1	69.4	69.6	69.8	70.0	70.0	69.9	69.8	69.8	69.9	70.0	70.1	70.2	70.4	70.5	70.5	70.6	70.5	69.67
16	70.4	70.3	70.2	70.1	70.1	70.1	70.2	70.3	70.4	70.6	70.6	70.6	70.6	70.4	70.1	70.1	70.0	69.9	70.0	70.0	70.0	69.8	69.5	69.4	70.15
17	69.0	68.8	68.5	68.4	68.4	68.4	68.3	68.3	68.2	68.2	68.0	67.8	67.6	66.4	66.1	65.7	65.2	64.8	64.5	64.4	64.4	64.2	64.0	63.8	66.68
18	63.0	62.2	61.4	61.1	60.8	61.0	61.0	61.0	61.0	61.2	61.0	61.1	61.2	61.1	61.0	61.2	61.3	61.6	61.6	61.8	61.9	62.0	62.0	62.0	61.49
19	61.6	61.4	61.3	61.2	61.1	61.0	61.0	61.0	61.0	61.4	61.5	61.5	61.5	61.4	61.4	61.3	61.2	61.2	61.3	61.5	61.8	61.7	61.6	61.7	61.36
20	61.6	61.5	61.4	61.4	61.4	61.5	61.7	61.8	61.9	62.0	62.3	62.3	62.2	62.3	62.3	62.4	62.3	62.2	62.1	62.7	62.9	63.1	63.0	63.0	62.14
21	63.0	63.0	63.0	62.9	62.8	62.7	62.7	62.8	62.9	62.9	63.0	63.0	62.9	62.6	62.5	62.1	61.8	61.7	61.6	61.5	61.0	60.9	60.4	60.0	62.24
22	59.1	58.5	57.8	57.2	56.8	55.8	56.2	55.0	54.5	54.5	53.0	52.4	52.1	51.1	50.8	50.0	50.8	49.2	49.6	49.8	50.0	50.0	50.0	50.0	53.05
23	50.0	50.1	49.9	49.9	50.0	50.1	50.4	50.6	51.2	51.8	52.4	53.0	53.2	53.6	54.0	54.0	53.9	53.8	53.8	53.8	53.8	53.7	53.5	53.2	52.24
24	52.9	52.5	52.2	52.0	51.8	51.9	51.9	51.9	51.8	51.6	51.5	51.5	51.5	51.4	51.1	51.0	51.0	51.0	51.2	51.4	51.6	51.6	51.6	51.6	51.65
25	51.5	51.5	51.5	51.6	51.9	52.2	52.6	52.6	52.9	53.0	53.7	53.9	54.2	54.5	54.6	54.7	54.8	54.9	55.0	55.3	55.5	55.6	55.4	55.4	53.70
26	55.2	55.1	55.1	55.1	55.1	55.2	55.3	55.3	55.4	55.5	55.5	55.5	55.5	55.5	55.5	55.5	56.0	56.1	56.4	56.5	56.8	57.0	57.1	57.2	55.77
27	57.2	57.1	57.0	57.1	57.3	57.5	57.7	58.0	58.2	58.6	58.9	58.9	58.9	59.0	59.1	59.3	59.4	59.6	59.7	59.7	59.7	59.8	60.0	60.0	58.65
28	60.0	60.1	60.1	60.3	60.4	60.8	61.1	61.6	62.0	62.2	62.4	62.5	62.6	62.6	62.9	63.0	63.1	63.2	63.3	63.4	63.4	63.5	63.5	63.4	62.14
29	63.3	63.3	63.3	63.2	63.2	63.1	63.0	62.9	62.7	62.6	62.9	63.0	63.0	62.7	62.6	62.5	62.4	62.4	62.3	62.1	62.0	62.1	62.1	62.0	62.70
30	62.0	62.0	61.8	61.8	61.1	61.3	61.5	61.9	62.0	62.2	62.3	62.4	62.5	62.4	62.3	62.1	62.0	62.0	62.0	62.0	61.9	61.9	61.9	61.6	61.93
M.	58.57	58.46	58.30	58.18	58.15	58.22	58.40	58.49	58.60	58.78	58.85	58.88	58.88	58.82	58.78	58.76	58.76	58.73	58.82	58.90	58.92	58.93	58.90	58.85	58.66

Mai 1934 — Stündliche Barometerstände (500 mm +) — Säntis

Tag	1^{30}	2^{30}	3^{30}	4^{30}	5^{30}	6^{30}	7^{30}	8^{30}	9^{30}	10^{30}	11^{30}	12^{30}	13^{30}	14^{30}	15^{30}	16^{30}	17^{30}	18^{30}	19^{30}	20^{30}	21^{30}	22^{30}	23^{30}	0^{30}	Tagesmittel
1	61.3	61.1	61.0	61.0	61.1	61.1	61.2	61.8	62.1	62.4	62.4	62.4	62.4	62.4	62.4	62.5	62.5	62.5	62.5	62.6	62.8	62.9	63.0	62.8	62.09
2	62.5	62.3	62.1	61.9	61.7	61.7	61.7	61.8	61.9	62.0	62.0	62.0	61.9	61.6	61.4	61.0	61.0	60.7	60.5	60.5	60.6	60.8	60.0	59.8	61.87
3	59.6	59.0	58.5	58.1	57.8	57.4	57.0	57.0	57.1	57.3	57.4	57.5	57.2	57.0	57.0	57.0	56.8	57.0	56.6	56.8	56.7	56.7	56.7	56.6	57.33
4	56.6	56.5	56.4	56.3	56.2	56.2	56.4	56.4	56.5	56.8	56.9	57.0	57.0	57.4	57.7	58.0	58.4	58.6	59.2	59.5	59.8	60.1	60.2	60.4	57.69
5	60.5	60.7	60.9	61.0	61.1	61.3	61.6	61.9	62.0	62.1	62.1	62.1	62.1	62.1	62.3	62.5	62.6	62.8	63.0	63.3	63.6	63.8	63.8	63.8	62.21
6	63.8	63.9	63.9	63.9	64.0	64.0	64.1	64.3	64.4	64.4	64.5	64.5	64.5	64.5	64.5	64.6	64.8	65.1	65.2	65.1	65.3	65.5	65.4	65.2	64.56
7	64.8	64.6	64.5	64.7	64.7	65.0	65.1	65.4	65.5	65.7	66.0	66.0	65.8	65.9	66.1	66.0	66.2	66.5	66.5	66.8	66.9	67.1	67.2	67.2	65.84
8	67.1	67.0	67.0	67.0	67.0	67.1	67.3	67.5	67.7	67.8	68.0	68.0	68.0	68.0	68.1	68.3	68.3	68.3	68.4	68.5	68.7	68.7	68.7	68.6	67.88
9	68.4	68.3	68.1	68.0	68.0	68.0	68.1	68.5	68.8	68.9	69.0	68.9	68.9	68.7	68.8	68.9	68.8	68.8	68.9	69.0	69.1	69.1	69.1	69.0	68.67
10	68.9	68.7	68.7	68.8	68.9	69.0	69.2	69.4	69.4	69.5	69.6	69.9	70.0	70.2	70.3	70.4	70.4	70.5	70.6	70.7	71.0	71.2	71.2	71.2	69.90
11	71.0	70.9	70.7	70.6	70.6	70.8	71.0	71.0	71.0	71.2	71.1	71.0	71.9	70.5	70.3	70.2	70.1	69.8	69.7	69.7	69.9	69.6	69.4	69.1	70.42
12	68.7	68.8	68.0	67.7	67.6	67.6	67.9	68.0	68.1	68.3	68.3	68.1	68.0	67.9	67.5	67.3	67.1	67.2	67.2	67.2	67.8	67.2	67.1	67.0	67.69
13	66.9	66.7	66.3	66.0	65.9	65.7	65.7	65.8	65.8	65.8	65.5	65.3	65.2	65.0	64.9	64.7	64.5	64.6	64.8	64.3	64.2	64.0	64.0	63.8	65.20
14	63.5	63.1	62.7	62.4	62.3	62.3	62.3	62.0	61.9	61.8	61.7	61.5	61.6	61.4	61.3	61.0	60.8	60.6	60.4	60.3	60.0	59.7	59.4	59.0	61.37
15	58.7	58.5	58.4	58.0	58.3	58.6	58.9	59.0	59.3	59.6	59.6	59.7	59.8	59.9	59.8	59.7	59.4	59.2	59.0	58.9	58.8	58.5	58.4	58.3	59.01
16	58.0	58.0	57.9	57.7	57.6	57.6	57.1	57.0	57.0	57.0	57.0	57.0	56.9	56.9	56.8	56.7	56.5	56.4	56.4	56.5	56.7	56.8	56.7	56.6	57.03
17	56.4	56.3	56.1	**56.0**	**56.0**	**56.0**	56.2	56.3	56.5	56.7	56.9	56.9	56.9	57.0	57.1	57.4	57.5	57.7	57.9	58.0	58.1	58.3	58.2	58.1	57.02
18	58.0	58.0	58.0	58.0	58.0	58.1	58.1	58.2	58.4	58.6	59.0	59.2	59.4	59.7	60.1	60.3	60.5	60.9	61.2	61.4	61.8	62.1	62.4	62.6	59.67
19	62.6	62.8	62.9	63.0	63.2	63.4	63.7	64.0	64.4	64.7	65.0	65.4	65.7	66.0	66.0	66.1	66.1	66.1	66.4	66.8	67.2	67.5	67.8	67.9	65.20
20	67.9	67.8	67.7	67.7	67.9	68.1	68.3	68.9	69.0	69.0	69.0	69.1	69.1	69.2	69.3	69.3	69.4	69.5	69.7	69.8	69.8	70.0	70.1	70.2	68.99
21	70.1	70.0	70.0	69.9	70.0	70.0	70.2	70.4	70.6	70.8	71.0	71.0	71.2	71.4	71.4	71.4	71.4	71.4	71.4	71.5	71.7	71.7	71.7	71.7	70.91
22	71.6	71.4	71.3	71.2	71.2	71.3	71.6	71.8	72.0	72.0	72.0	72.0	**72.1**	72.0	71.9	71.8	71.8	71.7	71.7	71.7	71.7	71.5	71.4	71.0	71.65
23	70.7	70.4	70.0	70.0	69.9	69.9	69.8	69.8	69.7	69.7	69.5	69.5	69.4	69.2	69.0	68.8	68.7	68.6	68.5	68.4	68.3	68.0	67.7	67.5	69.21
24	67.2	66.8	66.6	66.4	66.5	66.5	66.6	66.4	66.3	66.3	66.3	66.2	66.2	66.0	66.0	66.0	66.0	66.1	65.9	65.7	65.7	65.7	65.6	65.4	66.18
25	65.0	64.7	64.5	64.4	64.3	64.3	64.2	64.1	64.1	64.1	64.1	64.1	64.1	64.1	64.0	63.9	63.9	63.8	63.7	63.6	63.6	63.5	63.4	63.3	64.09
26	63.2	63.0	63.0	63.0	63.1	63.4	63.7	63.7	63.9	64.1	64.2	64.2	64.2	64.3	64.3	64.3	64.9	64.3	64.2	64.2	64.3	64.3	64.1	63.8	63.98
27	63.6	63.4	63.3	63.2	63.1	63.2	63.4	63.4	63.5	63.8	64.0	64.0	64.3	64.5	64.7	64.8	64.8	64.9	65.0	65.1	65.3	65.4	65.3	65.3	64.22
28	64.9	64.6	64.5	64.5	64.6	64.8	65.2	65.4	65.6	65.8	66.0	66.0	66.2	66.2	66.2	66.2	66.1	66.1	66.2	66.3	66.3	66.2	66.0	65.67
29	65.8	65.5	65.4	65.4	65.4	65.5	65.7	65.8	66.0	66.1	66.3	66.4	66.6	66.6	66.6	66.6	66.5	66.4	66.1	66.1	66.3	66.3	66.2	66.0	66.07
30	65.8	65.6	65.4	65.3	65.3	65.3	65.5	65.5	65.5	65.8	65.9	66.0	66.2	66.2	66.2	66.2	66.1	66.1	66.0	66.0	65.9	66.0	66.0	66.0	65.83
31	65.9	65.6	65.4	65.4	65.4	65.4	65.4	65.4	65.5	65.6	65.6	65.7	65.8	65.8	65.8	65.9	66.0	66.0	65.7	65.6	65.7	65.8	65.9	66.0	65.68
M.	64.48	64.31	64.17	64.08	64.09	64.14	64.27	64.38	64.50	64.63	64.71	64.78	64.76	64.76	64.77	64.77	64.75	64.78	64.77	64.88	64.94	64.96	64.91	64.81	64.60

Juni 1934 — Säntis

Tag	1^{30}	2^{30}	3^{30}	4^{30}	5^{30}	6^{30}	7^{30}	8^{30}	9^{30}	10^{30}	11^{30}	12^{30}	13^{30}	14^{30}	15^{30}	16^{30}	17^{30}	18^{30}	19^{30}	20^{30}	21^{30}	22^{30}	23^{30}	0^{30}	Tagesmittel
1	65.8	65.8	66.0	66.0	66.0	66.1	66.3	66.4	66.6	66.9	67.0	67.0	67.0	67.0	67.0	66.9	66.9	67.0	67.1	67.2	67.3	67.4	67.4	67.4	66.73
2	67.4	67.4	67.4	67.4	67.4	67.4	67.4	67.4	67.5	67.5	67.6	67.6	67.6	67.4	67.3	67.4	67.8	67.1	67.0	67.0	67.0	67.0	67.0	66.7	67.29
3	66.4	65.8	65.4	65.1	65.0	64.8	64.4	64.2	64.3	64.4	64.2	63.7	63.3	63.8	62.6	62.5	62.5	62.5	62.4	62.5	62.5	62.6	62.5	62.4	63.72
4	62.4	62.2	62.0	61.8	61.2	61.0	61.0	61.1	61.2	61.2	61.3	61.2	61.1	60.7	60.6	60.5	60.3	59.9	59.7	59.6	59.5	59.3	59.1	58.9	60.70
5	58.4	58.0	57.7	57.6	57.4	57.2	57.2	57.0	56.8	56.5	56.1	56.0	56.0	56.0	56.0	**55.9**	56.0	56.0	56.2	56.5	57.1	57.2	57.3	57.3	56.81
6	57.3	57.2	57.2	57.1	57.2	57.3	57.6	57.9	58.0	58.1	58.4	58.5	58.7	59.0	59.2	59.4	59.5	59.6	59.6	60.0	60.6	60.7	61.0	60.8	58.75
7	60.8	60.9	61.0	61.0	61.1	61.3	61.6	62.0	62.5	62.9	63.0	63.4	63.7	64.0	64.4	64.7	65.0	65.3	65.5	66.0	66.2	66.3	66.3	66.2	62.55
8	66.1	66.0	65.8	65.7	65.9	66.2	66.5	66.7	67.0	67.1	67.2	67.2	67.3	67.3	67.4	67.4	67.4	67.4	67.4	67.4	67.5	67.4	67.4	67.4	66.92
9	67.3	67.1	67.0	67.0	67.0	67.1	67.4	67.4	67.4	67.3	67.3	67.3	67.3	67.3	67.3	67.2	67.1	67.0	67.0	66.9	66.7	66.7	66.5	66.3	67.08
10	66.0	65.7	65.4	65.3	65.3	65.3	65.3	65.3	65.3	65.3	65.2	65.2	65.2	65.1	64.9	64.8	64.7	64.6	64.5	64.5	64.5	64.3	64.2	64.0	65.00
11	63.7	63.5	63.2	63.0	62.9	62.9	62.9	62.9	62.9	63.0	63.0	63.1	63.1	63.1	63.0	62.8	62.5	62.4	62.3	62.0	61.8	61.7	61.7	61.8	62.72
12	61.4	61.3	61.1	61.0	61.0	60.8	61.0	61.1	61.3	61.4	61.5	61.5	61.9	62.0	62.1	62.4	62.5	62.7	62.8	63.0	63.3	63.5	63.6	63.6	61.99
13	63.6	63.5	63.4	63.4	63.4	63.5	63.8	64.0	64.2	64.4	64.5	64.8	64.9	65.0	65.1	65.2	65.3	65.4	65.7	65.8	65.8	66.0	66.0	65.9	64.68
14	65.7	65.5	65.4	65.5	65.5	65.5	65.6	65.6	65.8	66.0	66.1	66.2	66.2	66.2	66.3	66.3	66.3	66.3	66.3	66.2	66.5	66.5	66.4	66.2	66.00
15	66.0	65.6	65.2	65.1	65.1	65.2	65.2	65.3	65.4	65.6	65.9	66.0	66.1	66.3	66.4	66.6	66.6	66.7	66.7	66.8	67.0	67.0	67.0	66.9	66.07
16	66.6	66.5	66.4	66.3	66.3	66.4	66.7	66.8	67.0	67.2	67.4	67.6	67.8	67.9	68.0	68.1	68.1	68.2	68.2	68.3	68.6	68.6	68.6	68.5	67.50
17	68.4	68.3	68.3	68.3	68.4	68.5	68.8	69.1	69.4	69.8	70.0	70.2	7 .8	70.4	70.4	70.4	70.4	70.5	70.5	70.5	70.7	70.7	70.7	70.7	69.74
18	70.6	70.6	70.6	70.6	70.6	70.7	70.8	71.0	71.0	71.1	71.1	**71.3**	**71.3**	71.2	71.1	71.0	70.8	70.7	70.5	70.6	70.7	70.6	70.5	70.3	70.80
19	70.0	69.9	69.7	69.5	69.3	69.2	69.2	69.1	69.0	68.9	68.6	68.4	68.2	67.6	66.9	66.2	65.9	65.8	65.2	65.0	64.8	64.0	63.5	63.2	67.38
20	62.9	62.5	61.8	61.4	61.0	60.9	60.4	60.4	60.4	60.1	59.6	59.8	59.9	59.7	59.5	59.0	58.6	58.5	59.0	59.1	60.0	59.9	60.1	60.1	60.19
21	60.1	60.2	60.3	60.5	61.0	61.4	61.8	62.0	62.2	62.5	62.5	62.8	63.1	63.3	63.5	63.7	63.8	63.9	63.9	64.0	64.1	64.2	64.2	64.2	62.69
22	64.1	64.0	64.0	64.0	64.0	64.0	64.2	64.4	64.6	64.9	65.2	65.5	66.0	66.1	66.2	66.3	66.3	66.5	66.8	66.7	66.9	67.0	67.1	67.2	65.50
23	67.2	67.2	67.1	67.1	67.2	67.4	67.8	68.0	68.0	68.0	68.1	68.2	68.3	68.2	68.1	68.0	67.9	67.9	68.0	68.0	68.0	68.0	68.0	68.0	67.82
24	67.9	67.8	67.6	67.4	67.4	67.5	67.6	67.6	67.6	67.7	67.8	67.8	67.8	67.6	67.4	67.3	67.2	67.4	67.3	67.4	67.5	67.4	67.5	67.6	67.55
25	67.5	67.4	67.4	67.4	67.4	67.4	67.4	67.5	67.4	67.6	67.7	67.8	67.7	67.5	67.4	67.5	67.4	67.4	67.4	67.5	67.6	67.4	67.4	67.3	67.48
26	67.0	66.7	66.5	66.2	66.2	66.5	66.3	66.6	66.8	66.9	67.0	67.0	67.1	67.0	67.0	67.1	67.4	67.5	67.5	67.5	67.9	68.0	67.9	67.8	67.08
27	67.7	67.5	67.5	67.5	67.5	67.6	67.9	68.0	68.0	68.0	68.0	68.0	67.9	67.8	67.7	67.6	67.4	67.3	67.1	67.0	67.0	66.9	66.8	66.6	67.51
28	66.5	65.8	65.2	65.0	64.8	64.6	64.6	64.4	64.4	64.4	64.3	64.1	63.9	63.5	63.0	62.6	62.4	62.4	62.0	62.0	62.2	62.0	61.7	61.4	63.02
29	61.1	60.7	60.4	60.2	60.1	60.0	59.9	59.9	59.9	59.9	59.6	60.0	60.3	60.3	60.2	60.4	60.4	60.6	60.6	61.0	61.1	61.2	61.2	61.2	60.43
30	61.2	61.1	61.0	61.0	61.0	61.1	61.2	61.3	61.4	61.8	62.0	62.2	62.5	62.9	63.0	63.0	63.0	63.2	63.4	63.8	64.1	64.2	64.5	64.6	62.44
M.	64.89	64.72	64.67	64.48	64.45	64.49	64.61	64.68	64.77	64.88	64.90	64.98	65.05	65.02	64.97	64.94	64.90	64.92	64.92	64.98	65.15	65.12	65.10	65.01	64.86

Juli 1934 — **Stündliche Barometerstände** (500 mm +) — Säntis

Tag	1^{30}	2^{30}	3^{30}	4^{30}	5^{30}	6^{30}	7^{30}	8^{30}	9^{30}	10^{30}	11^{30}	12^{30}	13^{30}	14^{30}	15^{30}	16^{30}	17^{30}	18^{30}	19^{30}	20^{30}	21^{30}	22^{30}	23^{30}	0^{30}	Tagesmittel
1	64.6	64.5	64.6	64.9	64.9	65.4	65.8	66.0	66.4	66.7	67.0	67.1	67.4	67.6	67.7	67.8	68.0	68.0	68.1	68.3	68.5	68.4	68.4	68.4	66.85
2	68.9	68.2	68.1	68.2	68.4	68.6	68.8	69.1	69.4	69.5	69.6	69.7	69.9	69.9	69.8	69.9	69.9	70.0	70.0	70.0	70.1	70.0	69.8	69.7	69.87
3	69.5	69.2	69.1	69.0	68.9	68.9	68.9	68.8	68.8	68.8	68.8	68.8	68.7	68.5	68.5	68.5	68.4	68.4	68.2	68.0	67.9	67.7	67.5	67.2	68.54
4	66.8	66.8	66.0	65.8	65.8	65.5	65.6	65.6	65.6	65.7	65.7	65.8	65.8	65.9	65.9	65.9	66.0	66.0	65.9	65.8	65.8	65.9	65.8	65.5	65.84
5	65.2	65.1	65.0	64.9	65.0	65.0	65.1	65.6	65.4	65.7	65.8	66.0	66.2	66.4	66.5	66.7	66.6	66.6	66.4	66.5	66.8	66.8	66.8	66.8	65.94
6	66.8	66.7	66.6	66.6	66.6	66.9	67.1	67.2	67.4	67.7	68.0	68.1	68.2	68.4	68.5	68.6	68.6	68.8	68.9	69.0	69.4	69.5	69.6	69.6	68.05
7	69.5	69.5	69.8	69.8	69.4	69.6	69.9	70.1	70.8	70.5	70.6	70.7	70.8	**71.0**	**71.0**	**71.0**	70.8	70.7	70.7	70.8	70.8	70.9	70.9	70.6	70.36
8	70.4	70.2	70.0	70.0	70.0	70.1	70.2	70.2	70.2	70.4	70.6	70.8	**71.0**	**71.0**	**71.0**	70.9	70.7	70.6	70.5	70.6	70.7	70.6	70.5	70.4	70.48
9	70.3	70.0	69.6	69.5	69.4	69.5	69.7	69.9	70.0	70.2	70.2	70.3	70.3	70.3	70.3	70.2	70.1	70.0	69.9	69.8	69.8	69.7	69.6	69.5	69.92
10	69.4	69.2	69.0	68.9	68.9	70.0	68.9	69.0	69.1	69.5	69.4	69.3	69.3	69.2	69.1	69.1	69.0	69.0	69.0	68.8	68.8	68.6	68.5	68.4	69.08
11	68.9	67.9	67.6	67.6	67.6	67.5	67.5	67.5	67.5	67.5	67.4	67.4	67.4	67.0	66.8	66.5	66.3	66.5	66.2	66.4	66.5	66.6	66.6	66.5	67.11
12	66.2	65.9	65.6	65.4	65.6	65.3	65.3	65.2	64.9	64.7	64.0	64.0	63.7	63.6	63.7	63.2	63.4	63.2	63.1	63.0	63.3	63.0	63.0	62.6	64.10
13	62.0	62.0	62.0	62.0	62.0	62.4	62.4	62.6	62.7	62.8	62.8	62.9	62.7	62.6	63.2	63.6	63.7	64.1	64.0	64.0	64.4	64.4	64.3	64.0	63.07
14	64.0	64.0	64.0	64.0	64.0	64.1	64.3	64.4	64.6	64.7	64.7	64.8	64.8	64.8	64.9	64.9	64.8	64.8	64.7	64.9	65.2	65.3	65.4	65.2	64.64
15	65.0	64.9	64.8	64.6	64.8	64.0	64.2	64.3	64.4	64.8	64.9	65.0	65.2	65.3	65.4	65.8	66.0	66.2	66.3	66.7	66.8	67.0	67.0	67.0	65.41
16	67.0	67.0	67.0	67.1	67.3	67.5	67.6	68.0	68.2	68.4	68.5	68.6	68.8	69.1	69.1	69.1	69.1	69.2	69.3	69.4	69.5	69.6	69.6	69.5	68.48
17	69.2	69.0	69.0	68.9	68.9	68.9	68.9	69.0	69.1	69.1	69.2	69.3	69.3	69.3	69.2	69.1	69.0	68.9	68.6	68.4	68.5	68.5	68.4	68.1	68.91
18	67.9	67.5	67.0	67.0	67.0	66.8	67.2	67.4	67.4	67.5	67.5	67.6	67.7	67.6	67.5	67.5	67.4	67.3	67.3	67.3	67.3	67.2	67.1	66.9	67.38
19	66.5	66.4	66.8	66.2	66.2	66.5	66.3	66.3	66.2	66.2	66.2	66.1	66.1	66.0	66.1	66.2	66.1	66.1	66.0	66.1	66.2	66.1	66.0	65.7	66.17
20	65.4	65.2	65.0	64.8	64.6	64.6	64.7	64.6	64.6	64.6	64.6	64.6	64.6	64.6	64.7	64.8	64.8	64.8	64.7	64.6	64.6	64.6	64.5	64.4	64.71
21	64.4	64.4	64.0	64.0	64.1	64.7	64.6	64.6	64.0	63.7	63.8	64.0	64.1	64.0	64.0	64.0	63.9	63.8	63.6	63.9	63.9	63.7	63.9	63.7	64.08
22	63.6	63.4	63.5	63.4	63.8	63.8	63.6	63.6	63.6	63.6	63.6	63.7	63.8	63.8	63.6	63.6	63.4	63.0	63.8	63.2	63.5	63.6	63.5	63.4	63.48
23	63.2	62.8	62.1	62.2	62.4	62.4	62.4	62.4	62.5	62.8	63.0	63.8	63.4	63.4	63.6	64.3	64.9	65.2	65.5	65.6	66.1	66.0	66.8	66.5	63.85
24	66.5	66.4	66.2	66.2	66.8	66.4	66.4	66.8	66.4	66.6	66.5	66.5	66.5	66.5	66.2	66.3	66.3	66.3	66.8	66.2	66.1	66.0	66.0	65.7	66.30
25	65.3	64.9	64.2	64.0	64.1	64.2	64.3	64.1	64.1	64.1	63.9	64.0	64.1	64.5	65.0	65.1	65.4	65.7	66.1	66.8	66.8	67.2	67.5	67.8	65.11
26	68.0	67.8	67.7	67.6	67.8	67.9	68.0	68.3	68.4	68.8	68.8	68.7	68.9	69.0	68.8	68.7	68.5	68.9	68.8	68.4	68.5	68.5	68.5	68.8	68.81
27	68.0	67.7	67.6	67.4	67.8	67.0	66.9	66.7	66.4	66.6	66.6	66.6	66.7	66.5	66.4	66.1	66.0	66.6	66.6	66.7	66.9	67.0	66.8	66.6	66.82
28	66.5	66.3	66.1	66.0	66.0	65.9	65.8	66.0	66.1	66.2	66.5	66.5	66.6	66.6	66.6	66.5	66.5	66.4	66.4	66.5	66.5	66.6	66.7	66.8	66.31
29	66.7	66.6	66.5	66.4	66.4	66.4	66.5	66.8	67.2	67.8	67.3	67.3	67.6	67.6	67.5	67.5	67.9	67.4	67.4	67.8	67.8	67.2	67.2	67.1	67.07
30	67.0	67.0	66.9	66.8	66.8	66.9	67.0	67.0	67.1	67.4	67.5	67.6	67.7	67.6	67.6	67.7	67.6	67.6	67.5	67.5	67.6	67.5	67.4	67.2	67.52
31	67.2	67.1	67.0	66.8	66.6	66.5	66.4	66.2	66.2	66.8	66.4	66.4	66.4	66.2	66.1	66.0	65.5	65.7	65.5	65.5	65.7	65.7	65.5	65.4	66.18
M.	66.72	66.55	66.37	66.31	66.30	66.40	66.46	66.53	66.59	66.71	66.74	66.82	66.89	66.89	66.91	66.94	66.90	66.94	66.91	66.96	67.09	67.07	67.05	66.92	66.75

August 1934 — Säntis

Tag	1^{30}	2^{30}	3^{30}	4^{30}	5^{30}	6^{30}	7^{30}	8^{30}	9^{30}	10^{30}	11^{30}	12^{30}	13^{30}	14^{30}	15^{30}	16^{30}	17^{30}	18^{30}	19^{30}	20^{30}	21^{30}	22^{30}	23^{30}	0^{30}	Tagesmittel
1	65.3	65.1	65.0	64.9	64.9	64.8	64.7	65.1	65.1	65.1	65.4	65.4	65.4	65.3	65.4	65.4	65.4	65.4	65.4	65.5	65.5	65.4	65.9	65.1	65.22
2	64.7	64.5	64.1	63.8	63.6	63.6	63.6	63.7	63.8	63.9	63.9	64.0	64.1	64.0	64.0	63.9	64.0	64.1	64.1	64.0	63.9	64.0	64.0	63.7	63.96
3	63.4	63.0	62.5	61.8	61.0	60.8	60.7	61.1	61.8	61.4	61.4	61.3	61.2	61.0	60.6	60.2	60.0	59.8	59.5	59.0	60.8	60.8	60.2	60.0	60.98
4	59.6	59.0	59.0	58.6	58.6	**58.8**	**58.8**	58.4	**58.8**	58.6	58.5	58.3	59.0	58.6	58.7	58.7	58.8	58.8	59.2	59.9	60.8	61.0	61.4	61.8	59.18
5	62.4	62.8	63.2	63.7	64.1	64.4	64.7	65.0	65.1	65.2	65.6	65.4	65.4	65.4	65.4	65.4	65.4	65.4	65.4	65.4	65.5	65.5	65.5	65.4	64.85
6	65.1	65.0	64.8	64.6	64.5	64.6	64.9	65.0	65.1	65.4	65.5	65.6	65.7	65.6	65.6	65.6	65.5	65.4	65.1	65.0	64.8	64.8	64.7	64.8	65.09
7	63.9	63.4	63.0	62.6	62.0	61.6	61.5	61.6	61.5	61.5	61.4	61.4	61.1	61.2	61.2	61.9	61.8	61.4	61.4	61.6	61.7	61.9	62.0	62.0	61.80
8	62.0	61.8	61.7	61.6	61.7	61.9	62.0	62.4	62.7	63.0	63.0	63.4	63.6	63.6	63.6	63.7	63.8	63.8	64.0	64.2	64.4	64.4	64.4	64.4	63.18
9	64.3	64.1	64.0	63.9	63.8	63.8	63.8	63.9	64.0	64.1	64.3	64.4	64.5	64.5	64.5	64.6	64.7	64.8	64.9	65.0	65.4	65.5	65.5	65.6	64.50
10	65.6	65.6	65.6	65.5	65.7	65.9	66.1	66.3	66.5	66.7	66.9	67.1	67.3	67.2	67.0	66.8	66.8	66.8	66.9	67.0	67.0	67.0	67.0	66.9	66.65
11	66.8	66.6	66.4	66.3	66.2	66.1	66.1	66.1	66.1	66.1	66.2	66.2	66.2	66.0	65.9	65.7	65.7	65.8	65.7	65.6	65.6	65.4	65.5	65.1	65.97
12	65.2	65.0	64.5	64.0	64.4	64.5	64.6	64.8	65.0	65.2	65.1	65.1	65.0	64.8	64.7	64.7	64.8	64.7	64.7	64.8	64.8	64.6	64.4	64.8	64.78
13	64.1	63.7	63.5	63.8	63.2	63.1	63.0	62.9	62.6	62.8	62.5	62.5	62.5	62.5	61.6	61.4	61.5	61.2	61.1	61.1	61.1	60.9	60.5	60.5	62.20
14	60.4	60.2	60.2	60.1	60.0	60.1	60.8	60.8	60.5	60.9	60.9	60.9	60.9	60.9	60.8	60.8	60.9	61.0	61.2	61.4	61.7	61.8	61.9	61.8	60.86
15	61.6	61.7	61.7	61.9	62.0	62.4	62.8	63.6	63.6	64.2	64.6	64.8	65.0	65.2	65.5	65.6	65.7	66.0	66.2	66.4	66.7	66.8	66.7	66.7	64.47
16	66.6	66.5	66.4	66.5	66.6	66.7	66.9	67.3	67.5	67.9	68.3	68.6	68.6	68.7	68.7	68.8	68.9	68.8	68.8	68.8	68.8	69.0	69.0	69.0	67.98
17	69.0	68.9	68.7	68.6	68.8	69.0	69.0	69.3	69.4	69.6	69.7	69.8	69.8	**69.9**	**69.9**	**69.9**	**69.9**	**69.9**	**69.9**	69.8	69.8	69.7	69.7	69.8	69.40
18	69.8	69.6	69.4	69.2	69.1	69.0	69.0	69.0	69.0	68.9	68.8	68.8	68.9	69.0	69.1	69.2	69.0	69.0	69.0	69.0	69.0	69.0	69.0	68.9	69.07
19	68.8	68.7	68.6	68.5	68.4	68.5	68.8	68.7	69.0	69.1	69.2	69.1	69.2	69.0	69.0	68.9	68.8	68.9	68.9	68.9	68.9	69.0	68.9	68.7	68.95
20	68.5	68.3	68.2	68.1	68.0	68.0	68.1	68.0	68.2	68.5	68.6	68.5	68.3	68.2	68.2	68.3	68.3	68.4	68.4	68.5	68.5	68.4	68.4	68.4	68.80
21	68.3	68.2	64.1	68.0	68.0	68.2	68.3	68.4	68.6	68.4	68.3	68.2	68.2	68.1	68.1	68.0	67.9	67.8	67.8	67.8	68.0	67.8	67.8	67.8	68.09
22	67.7	67.6	67.5	67.4	67.4	67.4	67.5	67.5	67.6	67.9	68.0	67.9	67.7	67.6	67.6	67.5	67.6	67.7	67.8	67.9	68.0	67.9	67.8	67.8	67.67
23	67.6	67.5	67.5	67.4	67.4	67.4	67.4	67.2	67.3	67.1	66.9	66.6	66.6	66.3	66.2	65.9	65.5	65.2	65.1	65.0	65.4	65.4	65.3	65.4	66.48
24	65.4	65.1	65.2	65.2	65.1	65.5	65.8	66.0	66.2	66.4	66.5	66.5	66.6	66.6	66.6	66.6	66.4	66.4	66.6	66.7	66.8	66.7	66.6	66.5	66.17
25	66.3	66.0	65.6	65.8	65.8	65.2	65.1	65.0	65.1	65.3	65.3	65.4	65.7	65.7	65.8	65.7	65.4	65.3	65.3	65.7	65.9	65.9	65.8	65.6	65.58
26	65.5	65.3	65.0	64.7	64.3	64.1	64.1	64.0	64.1	64.2	64.1	64.2	64.3	64.3	64.8	64.8	64.9	64.0	64.0	64.0	63.6	63.4	63.2	63.1	64.18
27	63.0	62.8	62.5	62.1	62.0	62.0	62.1	62.0	62.2	62.4	62.4	62.5	62.6	62.7	62.8	62.8	62.7	62.8	63.0	63.1	63.3	63.8	63.3	63.3	62.85
28	63.2	63.0	62.9	62.7	62.6	62.7	62.9	63.0	63.1	63.3	63.4	63.5	63.7	63.7	63.7	63.7	63.5	63.5	63.6	63.6	63.6	63.5	63.4	63.2	63.29
29	62.9	62.7	62.6	62.4	62.3	62.3	62.5	62.5	62.5	62.6	62.5	62.6	62.3	62.2	62.1	61.8	61.7	61.7	61.6	61.5	61.2	61.5	61.5	61.5	62.12
30	61.5	61.5	61.5	61.4	61.4	61.5	61.7	62.0	62.2	62.3	62.4	62.7	63.2	63.1	63.2	63.3	63.1	62.9	62.7	62.6	62.6	62.4	62.3	62.1	62.82
31	62.0	61.5	61.4	61.1	61.0	61.0	61.1	61.2	61.4	61.6	61.3	61.0	60.9	60.6	60.5	60.4	59.9	59.6	59.4	59.5	59.7	59.4	59.0	58.7	60.56
M.	64.86	64.66	64.52	64.46	64.40	64.48	64.48	64.56	64.66	64.88	64.86	64.92	64.95	64.88	64.85	64.81	64.74	64.71	64.78	64.78	64.90	64.90	64.84	64.75	64.71

September 1934 — Stündliche Barometerstände (500 mm +) — Säntis

Tag	1³⁰	2³⁰	3³⁰	4³⁰	5³⁰	6³⁰	7³⁰	8³⁰	9³⁰	10³⁰	11³⁰	12³⁰	13³⁰	14³⁰	15³⁰	16³⁰	17³⁰	18³⁰	19³⁰	20³⁰	21³⁰	22³⁰	23³⁰	0³⁰	Tagesmittel
1	58.0	57.4	56.9	56.5	56.4	56.4	56.4	56.4	56.4	56.1	55.8	55.6	55.9	55.6	55.6	55.7	55.8	55.8	56.0	56.2	56.4	56.5	56.7	56.7	56.28
2	56.8	56.8	56.9	57.1	57.4	57.7	58.3	58.4	58.7	59.2	59.3	59.4	59.9	60.1	60.4	60.8	61.0	61.3	61.6	62.4	63.0	63.1	63.2	63.3	59.84
3	63.1	63.4	63.5	63.6	63.8	64.1	64.6	64.9	65.3	65.6	66.1	66.3	66.5	66.7	67.0	67.1	67.2	67.3	67.5	67.8	68.0	68.1	68.1	66.00
4	68.1	68.2	68.2	68.2	68.2	68.4	68.8	69.1	69.3	69.4	69.4	69.4	69.4	69.5	69.6	69.7	69.7	69.8	69.9	70.0	70.1	70.1	70.0	70.0	69.27
5	69.9	69.7	69.5	69.4	69.5	69.7	70.0	70.1	70.3	70.4	70.4	70.4	70.4	70.3	70.3	70.3	70.3	70.3	70.3	70.3	70.6	70.6	70.5	70.2	70.18
6	69.9	69.9	70.0	69.7	69.5	69.4	69.4	69.5	69.7	70.1	70.2	70.2	70.2	70.2	70.1	70.1	69.9	69.9	70.0	70.3	70.4	70.2	70.1	70.0	69.95
7	69.9	69.5	69.5	69.6	69.9	70.2	70.6	71.0	71.2	71.5	71.5	71.5	71.6	71.4	71.2	71.1	71.0	71.0	71.0	70.9	70.8	70.6	70.4	70.3	70.72
8	70.2	70.0	69.8	69.6	69.5	69.4	69.4	69.4	69.6	69.8	69.8	69.5	69.3	69.1	69.0	68.8	68.4	68.2	68.0	68.3	68.3	68.1	68.0	67.6	69.06
9	67.4	67.2	67.0	67.0	67.0	67.1	67.1	67.1	67.2	67.3	67.2	67.1	67.0	67.0	66.6	66.3	66.0	65.8	65.6	66.0	66.1	65.7	65.6	65.5	66.62
10	65.8	65.0	65.0	64.9	64.8	64.9	65.2	65.4	65.8	65.9	66.0	66.0	66.1	66.1	66.1	66.2	66.2	66.2	66.3	66.4	66.5	66.4	66.3	66.2	65.80
11	66.1	66.0	65.8	65.6	65.4	65.5	65.8	66.0	66.2	66.6	66.7	66.8	66.8	66.9	67.0	67.0	67.0	67.2	67.3	67.4	67.4	67.4	67.4	67.4	66.81
12	67.3	67.1	67.1	67.1	67.1	67.2	67.4	67.5	67.8	68.0	68.1	68.3	68.5	68.5	68.5	68.6	68.6	68.6	68.6	68.7	68.7	68.7	68.7	68.6	68.05
13	68.5	68.4	68.3	68.1	68.0	68.0	68.2	68.2	68.3	68.6	68.6	68.6	68.6	68.5	68.5	68.4	68.4	68.4	68.4	68.5	68.6	68.6	68.4	68.4	68.39
14	68.3	68.3	68.2	68.0	68.0	68.0	68.1	68.3	68.5	68.6	68.5	68.5	68.5	68.4	68.4	68.3	68.3	68.3	68.4	68.4	68.4	68.3	68.2	68.1	68.30
15	68.0	68.0	67.8	67.7	67.6	67.6	67.6	67.6	67.7	67.9	67.9	67.9	67.9	67.8	67.8	67.8	67.8	67.8	67.8	67.9	67.8	67.9	68.0	68.0	67.82
16	67.9	67.8	67.7	67.7	67.9	68.0	68.3	68.4	68.7	68.9	68.9	68.9	68.9	68.9	68.8	68.8	68.9	68.9	69.1	69.0	69.5	69.5	69.4	69.3	68.68
17	69.2	69.2	69.1	69.1	69.1	69.2	69.4	69.5	69.9	70.1	70.2	70.3	70.3	70.3	70.3	70.4	70.4	70.5	70.7	70.8	70.9	71.0	70.9	70.8	70.07
18	70.7	70.5	70.4	70.3	70.3	70.3	70.2	70.2	70.3	70.4	70.2	70.3	70.3	69.7	69.4	69.2	69.0	69.0	68.9	68.8	68.8	68.5	68.3	68.2	69.57
19	67.5	67.3	67.0	66.7	66.4	66.4	66.3	66.3	66.3	66.4	66.1	66.0	65.8	65.4	65.1	65.0	64.9	64.7	64.9	64.5	64.4	64.4	64.3	65.78
20	64.2	64.0	63.6	63.3	63.2	63.2	63.3	63.3	63.4	63.5	63.3	63.2	63.4	63.5	63.5	63.5	63.5	63.5	63.5	63.5	63.6	63.6	63.6	63.6	63.49
21	63.6	63.6	63.5	63.5	63.7	64.0	64.4	64.4	64.7	65.0	65.0	65.1	65.1	65.1	65.1	65.2	65.2	65.2	65.8	65.8	66.0	66.0	66.0	66.0	64.85
22	65.9	65.9	65.8	65.7	65.8	66.0	66.1	66.3	66.5	66.5	66.5	66.5	66.6	66.4	66.3	66.2	66.0	66.0	66.0	66.0	66.0	66.0	66.0	65.8	66.11
23	65.6	65.3	65.1	64.9	64.7	64.6	64.6	65.0	65.0	65.0	65.3	65.4	65.4	65.4	65.1	64.9	65.0	65.0	65.2	65.4	65.5	65.6	65.4	65.3	65.15
24	65.1	65.1	65.2	65.2	65.1	65.1	65.1	65.2	65.4	65.5	65.5	65.5	65.4	65.3	65.2	65.1	65.0	65.0	65.0	65.1	65.2	65.2	65.2	65.2	65.20
25	65.2	65.2	65.1	65.1	65.2	65.3	65.6	65.8	66.1	66.6	66.8	67.0	67.1	67.2	67.2	67.3	67.4	67.6	67.7	67.9	68.1	68.0	68.0	68.0	66.69
26	68.1	68.1	68.0	68.1	68.1	68.2	68.3	68.4	68.6	69.1	69.3	69.4	69.5	69.5	69.5	69.6	69.7	69.9	70.0	70.2	70.4	70.7	70.8	70.7	69.26
27	70.7	70.6	70.6	70.8	71.0	71.3	71.7	72.1	72.1	72.8	72.9	72.9	72.9	73.0	73.0	73.0	73.0	73.1	73.2	73.2	73.3	73.2	73.1	73.0	72.96
28	73.0	73.0	72.9	72.8	72.9	72.9	72.9	73.0	73.1	73.1	73.0	72.9	72.8	72.7	72.4	72.2	72.1	72.0	72.0	72.0	72.0	72.1	72.1	72.58
29	72.0	71.9	71.8	71.4	71.3	71.2	71.0	71.0	71.1	71.2	71.3	71.3	71.3	71.3	71.2	71.2	71.2	71.2	71.4	71.5	71.6	71.6	71.6	71.37
30	71.6	71.6	71.6	71.6	71.6	71.7	71.8	71.9	71.8	71.7	71.4	71.3	71.3	71.2	71.2	71.3	71.8	71.3	71.2	70.9	70.8	70.5	70.3	69.9	71.28
M.	67.24	67.19	67.02	66.95	66.95	67.03	67.20	67.32	67.50	67.70	67.71	67.79	67.74	67.70	67.65	67.68	67.61	67.63	67.69	67.85	67.90	67.85	67.82	67.75	67.51

Oktober 1934 — Säntis

Tag	1³⁰	2³⁰	3³⁰	4³⁰	5³⁰	6³⁰	7³⁰	8³⁰	9³⁰	10³⁰	11³⁰	12³⁰	13³⁰	14³⁰	15³⁰	16³⁰	17³⁰	18³⁰	19³⁰	20³⁰	21³⁰	22³⁰	23³⁰	0³⁰	Tagesmittel
1	69.6	69.4	69.2	69.1	69.0	69.0	68.9	69.0	69.2	69.4	69.5	69.4	69.3	69.2	69.1	69.0	68.9	68.7	68.6	68.4	68.3	68.2	68.1	67.8	68.93
2	67.6	67.5	67.2	66.8	66.5	66.5	66.7	66.7	66.6	66.6	66.4	66.2	65.8	65.5	65.2	64.8	64.5	64.1	64.2	64.3	64.2	64.0	63.9	63.8	65.67
3	63.6	63.2	62.8	62.5	62.4	62.3	62.2	62.2	62.2	62.1	62.0	61.9	61.6	61.1	61.0	61.1	60.8	60.7	60.6	60.5	60.9	60.8	60.7	60.5	61.67
4	60.2	59.9	59.6	59.4	59.1	59.0	58.8	58.6	58.7	58.9	58.8	58.7	58.8	58.5	58.3	58.0	58.1	58.1	58.2	58.2	58.8	58.1	57.8	57.3	58.62
5	57.1	57.0	57.3	57.7	58.0	58.1	58.5	58.8	59.0	59.6	59.9	60.0	59.8	60.0	60.2	60.5	61.0	61.1	61.2	61.7	62.0	62.4	62.9	63.0	59.86
6	63.0	62.9	63.0	63.0	63.2	63.9	64.4	64.7	65.3	65.9	66.4	66.6	66.7	67.8	67.7	68.0	68.6	68.9	69.4	69.9	70.2	70.5	70.7	70.7	66.70
7	70.8	70.8	70.5	70.5	70.6	70.7	70.8	71.0	71.3	71.5	71.5	71.4	71.4	71.4	71.4	71.4	71.5	71.6	71.7	71.6	71.4	71.3	71.0	70.8	71.14
8	70.5	70.2	70.0	69.8	69.8	69.8	69.8	70.0	70.1	70.1	70.0	69.8	69.4	69.1	68.8	68.7	68.6	68.6	68.6	68.4	68.3	68.1	68.0	67.8	69.28
9	67.2	67.0	66.7	66.5	66.3	66.1	66.0	66.1	66.1	66.1	66.0	66.0	65.9	65.6	65.5	65.5	65.5	65.6	65.9	65.7	65.9	66.1	66.2	66.0	65.8	66.04
10	65.6	65.2	65.0	64.8	64.8	64.9	65.2	65.5	66.0	66.4	66.5	66.6	66.7	66.9	67.0	67.5	67.6	67.8	68.0	68.1	68.2	68.2	68.1	68.0	66.61
11	68.0	68.0	68.0	68.0	68.1	68.4	68.8	69.1	69.4	69.6	69.8	70.0	69.9	69.8	69.8	69.9	70.0	70.2	70.3	70.4	70.5	70.4	70.4	70.3	69.46
12	70.2	70.0	69.9	69.8	70.0	70.2	70.5	70.9	71.4	71.8	72.0	71.6	71.3	71.1	71.0	71.0	71.0	71.0	71.0	71.0	70.8	70.5	70.4	70.2	70.78
13	70.0	69.6	69.4	69.3	69.4	69.4	69.6	69.7	69.8	69.8	69.7	69.7	69.5	69.2	69.1	69.0	68.9	68.8	68.9	68.8	68.7	68.6	68.4	68.3	69.22
14	68.1	67.8	67.1	67.0	67.3	67.8	67.2	67.0	66.9	66.7	66.4	65.8	65.5	65.0	64.0	63.8	62.8	62.7	62.3	61.8	60.5	59.8	59.2	58.8	64.60
15	58.1	58.0	57.8	56.7	55.5	55.0	51.8	54.2	54.5	53.2	52.3	51.9	51.5	51.1	51.5	50.9	51.0	51.0	51.2	51.0	50.8	51.0	51.0	51.0	53.18
16	51.0	51.0	50.8	50.5	50.4	50.8	51.1	51.6	52.1	52.6	52.8	53.0	53.5	54.0	54.5	55.2	55.7	56.0	56.5	56.8	57.0	57.2	57.5	57.8	53.69
17	57.2	57.1	57.2	57.3	57.4	57.5	57.8	57.8	57.8	57.9	57.9	57.8	57.5	56.9	56.4	56.8	56.1	56.0	56.2	56.2	55.8	55.5	55.2	55.0	56.81
18	55.0	54.5	54.4	54.8	55.2	56.0	56.7	57.4	57.7	57.2	58.8	59.2	59.5	59.7	60.0	60.4	60.5	60.8	61.2	61.4	61.8	61.7	61.9	62.0	58.69
19	62.0	61.9	61.8	61.5	62.0	62.4	62.4	62.8	63.0	63.1	63.4	63.5	63.0	63.0	63.0	62.9	63.0	63.0	63.4	63.6	63.9	63.8	63.7	63.6	62.89
20	63.5	63.5	63.4	63.3	63.3	63.4	63.4	63.6	64.0	64.1	64.4	64.4	64.1	64.2	64.3	64.3	64.3	64.5	64.7	64.9	65.0	65.0	65.0	64.9	64.15
21	64.9	64.8	64.6	64.5	64.4	64.4	64.6	64.9	65.0	65.0	65.0	64.9	64.8	64.7	64.5	64.6	64.6	64.5	64.5	64.5	64.5	64.4	64.8	64.1	64 62
22	63.9	63.8	63.5	63.3	63.1	63.0	63.1	63.3	63.5	63.5	63.4	63.3	63.2	63.2	63.3	63.3	63.5	63.5	63.6	63.8	63.8	63.7	63.6	63.44
23	63.5	63.1	63.0	63.0	63.0	63.1	63.4	63.6	63.7	64.2	64.3	64.2	64.1	64.0	64.1	64.2	64.3	64.5	64.7	61.8	65.0	65.0	65.0	65.0	64.08
24	65.0	65.0	65.0	65.0	65.3	65.5	65.9	66.1	66.4	66.8	66.8	66.8	66.7	66.7	66.9	67.0	67.0	67.0	67.2	67.2	67.4	67.4	67.3	67.3	66.43
25	67.2	67.1	67.0	67.0	67.0	67.1	67.4	67.4	67.4	67.5	67.6	67.5	67.4	67.4	67.4	67.4	67.5	67.6	67.7	67.8	67.9	67.9	67.9	67.9	67.48
26	67.9	67.9	67.8	67.8	67.9	68.0	68.2	68.2	68.4	68.7	68.9	69.0	68.8	68.9	68.8	68.8	68.8	68.8	68.8	68.8	68.8	68.9	68.9	68.9	68.55
27	68.8	68.8	68.7	68.7	68.8	68.9	69.0	69.0	69.0	68.8	68.6	68.4	68.2	68.2	68.2	68.1	68.1	68.0	68.0	67.9	67.6	67.5	67.4	68.40
28	67.0	66.8	66.8	66.0	65.8	65.7	65.5	65.8	65.8	65.8	65.5	65.4	65.1	65.0	64.9	64.9	64.7	64.5	64.4	64.2	64.1	64.0	65.80
29	63.7	63.5	63.3	63.0	62.8	62.6	62.8	62.7	62.7	62.8	62.8	62.5	62.0	61.8	61.8	61.1	61.0	61.0	61.0	60.9	60.8	60.7	60.6	60.5	61.99
30	60.8	60.9	60.1	60.0	60.0	60.0	60.0	60.1	60.3	60.4	60.2	60.0	59.7	59.5	59.3	59.1	59.0	59.0	59.0	58.9	58.8	58.8	58.7	58.6	59.68
31	58.3	58.1	57.8	57.5	57.2	56.7	56.6	56.6	56.5	56.4	56.1	55.7	55.4	55.2	54.9	54.8	55.0	54.7	54.0	54.8	55.1	55.4	55.6	55.7	55.98
M.	64.16	63.98	63.80	63.67	63.68	63.74	63.87	64.00	64.18	64.31	64.31	64.25	64.09	63.97	63.92	63.90	63.93	63.99	64.08	64.07	64.10	64.08	63.96	63.86	63.99

November 1934 **Stündliche Barometerstände** (500 mm +) Säntis

Tag	1^{30}	2^{30}	3^{30}	4^{30}	5^{30}	6^{30}	7^{30}	8^{30}	9^{30}	10^{30}	11^{30}	12^{30}	13^{30}	14^{30}	15^{30}	16^{30}	17^{30}	18^{30}	19^{30}	20^{30}	21^{30}	22^{30}	23^{30}	0^{30}	Tagesmittel
1	55.8	55.6	55.1	55.0	55.0	55.0	55.0	55.2	55.4	55.6	55.8	55.7	55.9	56.1	56.4	56.6	56.6	57.0	57.5	58.0	58.3	58.3	58.4	58.6	56.88
2	58.8	59.0	59.0	59.0	59.0	59.0	59.1	59.4	59.5	59.7	59.9	60.0	60.0	60.0	60.0	60.0	60.1	60.3	60.5	60.9	61.4	61.5	61.7	61.7	59.98
3	61.6	61.5	61.5	61.4	61.6	61.8	62.0	62.2	62.5	62.4	62.4	62.1	61.8	61.7	61.6	61.1	61.1	61.1	60.8	60.5	60.9	60.2	59.7	59.8	61.85
4	59.5	59.0	58.7	58.7	58.9	59.1	59.1	59.4	59.6	60.2	60.7	60.8	60.7	60.6	60.9	61.0	61.1	61.1	61.2	61.2	61.3	61.4	61.4	61.4	60.28
5	61.3	61.0	60.9	60.5	60.6	60.1	59.5	60.0	60.0	59.5	58.8	58.0	57.2	56.9	56.0	54.4	54.2	55.3	54.4	54.0	54.5	55.0	54.9	54.6	57.57
6	55.0	54.9	54.8	54.8	54.8	54.6	54.4	54.1	53.8	53.4	53.2	52.6	51.9	50.6	50.4	50.4	50.5	50.5	50.4	50.2	50.4	51.0	51.0	51.4	52.45
7	52.0	52.1	52.3	52.1	52.6	53.1	53.4	53.6	53.7	53.8	53.8	53.5	53.5	53.2	53.0	52.8	52.9	53.0	52.9	52.6	52.1	52.0	52.1	52.0	52.84
8	54.0	51.9	51.6	51.5	51.6	51.8	52.1	52.6	53.0	53.3	53.7	54.1	54.4	54.6	55.0	55.4	55.6	56.1	56.5	56.6	56.8	56.9	56.8	56.8	54.20
9	56.8	56.8	56.8	56.8	56.6	56.5	56.4	56.4	56.5	56.7	56.9	56.0	56.6	56.5	56.6	56.6	56.4	56.4	56.2	56.0	56.0	56.0	55.9	55.7	56.47
10	55.6	55.6	55.5	55.4	55.2	55.0	54.5	54.6	54.5	54.4	54.4	54.2	53.8	53.7	53.4	52.8	52.6	52.8	52.4	52.0	51.9	52.0	52.2	52.1	53.78
11	52.0	52.0	51.8	51.7	51.8	52.0	52.3	52.8	52.4	52.6	52.6	52.6	52.6	52.6	52.7	52.7	52.8	52.7	52.6	52.5	52.5	52.4	52.4	52.2	52.37
12	52.1	52.0	51.6	51.4	51.2	51.2	51.2	51.2	51.2	51.2	51.2	51.2	51.1	51.0	50.9	50.7	50.6	50.6	50.5	50.4	50.3	50.3	50.3	50.2	50.98
13	50.0	49.7	49.5	49.4	49.4	49.4	49.4	49.5	49.6	49.8	49.9	50.0	50.0	50.2	50.5	51.0	51.1	51.5	51.6	52.0	52.6	52.9	52.9	52.8	50.61
14	52.5	52.4	52.3	52.1	51.6	51.9	52.4	53.0	53.2	53.1	53.0	53.0	53.4	53.4	53.9	54.2	54.5	54.7	55.1	55.2	55.5	55.8	55.8	55.5	53.65
15	55.4	55.1	54.8	54.5	54.4	54.1	54.1	54.4	54.5	54.0	54.1	54.2	54.4	55.0	55.3	55.4	55.6	56.0	56.4	56.7	57.0	57.8	57.7	58.0	55.85
16	58.4	58.7	58.9	59.5	59.5	59.5	59.8	60.3	60.0	59.8	59.7	59.5	59.0	59.0	58.7	58.1	67.6	57.3	56.6	56.3	55.7	55.1	54.5	54.0	58.18
17	53.7	53.8	53.9	54.0	54.0	53.9	54.7	55.0	55.4	56.1	56.5	56.8	57.0	57.5	57.8	58.0	68.5	58.7	59.0	59.1	59.2	59.5	59.6	59.8	56.78
18	5 .9	59.8	5 .8	59.9	60.0	60.1	60.1	60.3	60.5	60.6	60.7	60.6	60.4	60.8	6 .6	60.9	61.1	61.4	61.5	61.6	61.7	62.0	62.0	62.0	60.74
19	62.0	62.0	62.0	62.0	62.0	62.0	62.0	62.2	62.3	62.2	62.1	62.0	62.1	62.2	62.8	62.4	62.4	62.6	62.7	62.8	62.8	62.7	62.7	62.7	62.27
20	62.7	62.6	62.6	62.5	62.5	62.6	62.8	63.1	63.3	63.4	63.6	63.6	63.6	63.6	63.6	63.7	63.8	63.8	63.9	63.9	63.9	64.0	64.0	63.9	63.87
21	63.7	63.5	63.4	63.3	63.2	63.2	63.2	63.2	63.2	63.3	63.3	63.2	63.1	63.0	63.0	63.0	63.0	63.1	63.0	63.0	63.1	63.2	63.4	63.4	63.21
22	63.4	63.5	63.5	63.6	63.7	63.9	64.0	64.2	64.4	64.5	64.6	64.7	64.7	64.7	64.7	64.7	64.8	64.9	64.9	64.8	64.8	64.9	64.9	64.9	64.40
23	64.8	64.8	64.8	64.6	64.6	64.6	64.6	64.8	65.0	65.3	65.5	65.4	65.3	65.4	65.4	65.5	65.5	65.6	65.7	65.9	66.1	66.3	66.4	66.5	65.85
24	66.5	66.5	66.5	66.4	66.4	66.4	66.5	66.6	66.9	67.1	67.3	67.2	67.0	67.0	66.9	66.9	67.0	67.0	67.0	67.1	67.2	67.3	67.4	67.5	66.90
25	67.7	67.7	67.7	67.8	67.9	68.0	68.1	68.5	68.9	69.1	69.3	69.3	69.2	69.5	69.6	69.7	69.7	69.7	69.8	70.0	70.1	70.1	70.2	70.2	69.08
26	70.1	70.0	70.0	70.0	70.0	69.9	69.8	69.9	70.0	70.0	70.2	70.1	69.9	69.8	69.7	69.7	69.7	69.7	69.6	69.6	69.6	69.6	69.6	69.6	69.84
27	69.5	69.4	69.5	69.5	69.4	69.5	69.5	69.7	70.0	70.2	70.4	70.4	70.3	70.5	70.6	70.8	71.0	71.2	71.3	71.4	71.4	71.5	71.5	71.6	70.40
28	71.7	71.8	71.8	71.8	71.8	71.6	71.3	72.0	72.1	72.2	72.2	72.1	72.0	72.0	72.0	71.9	71.9	71.9	71.9	72.0	71.8	71.8	71.8	71.7	71.88
29	71.6	71.5	71.5	71.8	71.1	71.0	7 .9	71.0	71.0	71.2	71.1	71.0	70.7	70.4	70.4	70.4	70.3	70.2	70.1	70.0	69.8	69.7	69.6	69.5	70.64
30	69.5	69.4	69.3	69.2	69.2	69.2	69.2	69.3	69.4	69.5	69.4	69.2	68.9	68.9	68.9	69.0	69.0	69.0	69.0	69.0	69.1	69.0	69.0	69.0	69.15
M.	60.19	60.12	60.04	59.97	59.97	60.00	60.06	60.26	60.38	60.48	60.56	60.47	60.35	60.33	60.36	60.32	60.37	60.49	60.50	60.51	60.57	60.66	60.66	60.64	60.34

Dezember 1934 Säntis

Tag	1^{30}	2^{30}	3^{30}	4^{30}	5^{30}	6^{30}	7^{30}	8^{30}	9^{30}	10^{30}	11^{30}	12^{30}	13^{30}	14^{30}	15^{30}	16^{30}	17^{30}	18^{30}	19^{30}	20^{30}	21^{30}	22^{30}	23^{30}	0^{30}	Tagesmittel
1	69.1	69.0	69.0	68.9	68.9	68.9	68.9	69.0	69.1	69.2	69.1	69.0	68.8	68.6	68.5	68.1	68.1	68.1	68.0	67.8	67.7	67.5	67.5	67.4	68.48
2	66.9	6 .7	66.4	66.1	65.9	65.8	65.5	65.4	65.4	65.3	65.1	64.9	64.7	64.5	64.3	64.1	63.7	63.3	63.2	63.0	62.6	61.8	61.4	61.4	64.47
3	61.0	60.9	61.0	61.0	61.2	61.3	61.1	62.0	62.2	62.3	62.2	62.0	61.7	61.8	61.9	61.9	61.8	61.6	61.5	61.3	61.1	61.0	60.8	60.1	61.47
4	6 .1	60.2	6 .2	60.3	60.5	61.1	61.6	61.9	62.3	62.4	62.8	62.2	62.1	61.9	62.0	62.1	62.1	62.1	62.0	61.9	61.7	61.6	61.5	61.1	61.56
5	61.1	61.0	60.9	60.4	60.3	60.0	59.8	59.9	60.4	60.4	60.0	60.0	60.1	6 .4	60.4	60.5	60.8	61.1	61.4	61.2	61.6	61.6	62.2	62.0	60.78
6	62.0	62.2	62.1	62.1	62.1	61.7	62.4	63.2	63.6	64.2	64.4	64.3	64.1	64.1	64.1	64.1	64.1	64.0	64.0	63.8	63.5	63.4	63.8	63.1	63.88
7	63.0	63.0	63.0	63.0	62.9	62.7	62.7	62.9	63.0	63.0	62.9	62.8	62.7	62.8	63.0	63.1	63.3	63.4	63.6	63.8	63.9	64.0	64.0	64.0	63.19
8	64.0	64.0	64.0	64.0	63.9	63.8	63.7	63.9	64.1	64.3	64.2	64.1	64.0	64.0	64.2	64.4	64.2	64.1	64.0	64.0	64.0	64.0	63.9	63.8	64.01
9	63.2	63.1	62.7	62.3	62.0	61.8	61.6	61.5	61.5	61.4	6 .1	60.9	60.8	59.8	59.6	59.5	59.4	59.3	59.1	59.0	59.0	59.0	58.8	58.6	60.68
10	58.3	57.6	57.4	57.1	56.8	56.6	55.6	55.4	55.8	54.3	54.0	54.5	54.5	54.4	54.5	54.6	54.6	54.6	55.0	55.4	55.7	55.8	55.9	56.0	55.59
11	55.9	55.8	55.7	55.6	55.5	55.5	55.5	55.5	55.7	56.0	55.8	55.3	55.0	54.7	54.6	54.5	54.4	54.3	54.2	54.1	53.9	53.6	53.7	53.5	54.94
12	53.3	53.1	52.8	52.6	52.3	52.1	51.8	51.7	51.8	51.9	51.9	51.8	51.7	51.6	51.6	51.7	51.6	51.6	51.8	51.8	52.0	52.4	52.5	52.8	52.08
13	52.4	52.4	52.5	52.5	52.1	52.3	52.5	52.5	52.6	52.6	52.5	52.2	51.8	51.8	51.8	51.8	51.6	51.5	51.3	51.2	50.9	50.6	50.5	50.5	51.89
14	50.5	50.5	50.5	50.4	50.8	5 .2	5 .8	50.5	50.4	50.8	50.8	50.7	5 .6	50.6	50.6	50.6	50.5	5 .1	50.3	5 .1	49.8	49.5	49.6	49.6	50.38
15	49.5	49.4	49.2	49.0	49.0	48.9	48.7	49.0	49.2	49.1	49.0	48.7	48.5	48.2	48.1	48.1	48.0	47.9	47.8	47.8	47.8	47.7	47.7	48.50
16	47.6	47.6	47.5	47.4	47.4	47.4	47.5	47.6	47.9	48.1	48.2	48.3	48.3	48.1	48.7	49.0	49.3	49.5	49.8	50.0	50.1	50.1	50.2	50.2	48.58
17	5 .1	5 .0	49.8	49.7	49.1	48.9	48.8	49.0	49.2	49.6	49.5	49.6	49.9	5 .4	51.1	51.8	52.5	53.2	53.7	54.0	54.5	54.8	55.0	55.0	51.20
18	55.0	55.1	55.8	55.8	55.8	55.8	55.8	55.2	55.1	5 .0	54.6	54.5	54.0	53.9	53.9	53.8	54.0	54.0	54.0	53.8	53.7	53.7	53.7	53.6	54.45
19	53.5	53.5	53.9	53.8	53.8	53.8	53.2	53.4	53.5	53.8	53.9	53.7	53.7	53.6	53.7	53.9	54.0	54.2	54.2	54.2	54.1	54.0	55.0	54.0	53.72
20	54.0	54.0	53.9	54.0	54.0	54.0	54.1	54.8	54.5	54.9	55.0	54.8	54.6	54.6	54.8	55.0	55.0	55.1	55.2	55.8	55.5	55.6	55.7	55.8	54.74
21	55.9	56.0	56.0	56.0	56.1	56.2	56.3	56.6	57.0	57.4	57.4	57.3	57.1	57.2	57.5	57.7	57.8	57.9	58.0	58.0	57.9	57.9	57.9	57.7	57.12
22	57.5	57.4	57.1	56.8	56.4	56.1	55.7	55.5	55.4	55.4	55.2	55.2	55.1	55.1	55.2	55.2	55.1	55.1	55.1	55.0	55.0	55.0	55.0	55.0	55.60
23	55.0	55.0	55.0	55.0	54.9	54.9	54.9	55.0	55.8	55.5	55.5	55.4	55.4	55.4	55.5	55.7	55.7	55.6	55.7	55.9	56.0	56.0	56.0	56.0	55.49
24	56.0	56.0	56.0	56.0	56.0	56.0	56.0	56.2	56.4	56.7	56.6	5 .5	56.4	56.4	56.6	5 .8	56 8	56.8	57.0	57.2	57.3	57.4	57.6	57.8	56.60
25	57.9	58.1	58.2	58.1	58.1	58.1	58.2	58.5	58.9	59.1	59.2	59.2	59.1	59.3	59.5	59.8	60.1	60.3	60.4	60.4	60.3	60.4	60.4	60.4	59.25
26	60.2	60.1	60.0	6 .0	60.0	60.0	60.0	60.1	60.3	60.5	60.4	60.2	59.9	59.6	59.5	59.2	59.0	58.7	58.6	58.5	58.5	58.5	58.5	58.5	59.58
27	58.5	58.5	58.5	58.4	58.1	58.4	58.4	58.5	59.0	6 .2	6 .6	60.8	60.9	61.0	61.2	61.4	61.5	61.7	62.0	62.2	62.3	62.3	62.3	62.3	60.38
28	62.4	62.2	63.0	63.0	63.0	63.1	63.1	63.1	63.2	63.2	6 .2	63.0	62.6	62.5	62.6	62.7	62.8	62.8	62.4	62.3	62.0	61.8	61.7	61.4	62.68
29	61.2	61.1	61.0	60.9	6 .5	6 .4	60.5	60.6	60.9	6 .9	60.8	60.7	60.6	60.6	60.9	61.1	61.4	61.6	61.9	62.2	62.3	62.6	62.8	63.0	61.27
30	63.1	63.4	63.6	63.8	64.0	64.2	64 6	64.9	65.2	65.6	65.5	65.5	65.6	65.6	65.8	66.0	66.0	66.1	66.1	66.2	66.3	66.4	66.5	16.4	65.26
31	66.2	66.1	66.1	66.1	66.0	66.0	65.8	65.8	65.7	65.8	65.4	65.0	64.5	64.0	63.8	63.1	63.1	62.8	62.8	61.9	61.9	62.0	62.1	62.5	64.32
M	58.21	58.18	58.11	58.01	57.94	57.88	57.89	58.01	58.20	58.36	58.28	58.17	58.01	57.96	58.04	58.11	58.18	58.14	58.17	58.16	58.16	58.14	58.18	58.07	58.10

1934 Tägliche Maxima und Minima der Barometerstände Säntis

Tag	Januar		Februar		März		April		Mai		Juni		Juli		August		September		Oktober		November		Dezember	
	Max.	Min.	Max.	Min.	Max.	Min.	Max.	Min.	Max.	Min.	Max.	Min.	Max.	Min.	Max.	Min.	Max.	Min.	Max.	Min.	Max.	Min.	Max.	Min.
1	61.3	58.2	55.2	50.0	52.5	48.1	57.4	56.7	63.0	61.0	67.4	65.8	68.5	64.3	65.5	64.7	58.0	55.6	69.6	67.8	58.6	55.0	69.2	67.0
2	60.7	57.6	58.0	53.1	57.1	52.9	57.7	56.5	62.5	59.8	67.6	66.3	70.1	68.1	64.7	63.6	63.3	56.8	67.6	63.8	61.7	58.8	66.9	61.4
3	58.0	56.9	60.0	58.1	59.5	57.1	57.6	55.9	59.6	56.6	66.4	62.4	69.5	67.2	63.4	59.0	68.1	63.4	63.6	60.5	62.4	59.7	62.3	60.1
4	59.7	58.1	59.3	58.2	60.6	58.6	55.7	52.0	60.4	56.2	62.4	58.8	66.8	65.5	61.8	58.3	70.1	68.1	60.2	57.3	61.4	58.7	62.4	60.1
5	61.9	59.1	60.6	58.4	58.3	55.6	53.7	51.0	63.8	60.5	58.4	55.9	66.8	64.9	65.5	62.4	70.6	69.4	63.0	57.0	61.3	51.0	62.2	59.8
6	67.5	62.2	64.2	60.4	56.3	55.1	54.7	53.7	65.3	63.8	61.0	57.1	69.6	66.6	65.7	64.3	70.4	69.4	70.7	62.9	55.0	50.2	64.4	61.7
7	67.5	66.2	65.1	64.1	55.0	52.6	54.3	52.5	67.2	64.5	66.3	63.8	71.0	69.3	63.9	61.1	71.6	69.5	71.7	70.5	53.8	52.-	64.0	62.7
8	66.0	63.4	64.0	60.7	56.5	55.0	53.1	51.5	68.7	67.0	67.5	65.7	71.0	70.0	64.4	61.6	70.2	67.6	70.5	67.5	56.9	51.5	64.4	63.5
9	65.4	63.5	68.5	63.5	56.0	53.5	53.7	50.4	69.1	68.0	67.4	66.3	70.3	69.4	65.6	63.8	67.4	65.5	67.2	65.5	56.9	55.7	63.2	58.6
10	66.3	65.5	68.4	66.0	54.8	53.1	57.5	53.7	71.2	68.7	66.0	64.0	70.0	68.4	67.3	65.5	66.5	64.8	68.2	64.8	55.6	51.9	58.3	54.4
11	65.6	61.5	69.5	65.9	52.9	48.4	59.1	57.1	71.2	69.1	63.7	61.7	68.3	66.2	66.8	65.1	67.4	65.4	70.5	68.0	52.8	51.7	55.9	53.5
12	61.1	54.3	70.0	69.1	48.5	44.5	62.5	59.1	68.7	67.-	63.6	60.8	69.2	62.6	65.2	64.-	68.7	67.1	72.0	69.8	52.1	50.2	53.3	51.6
13	58.4	53.0	71.4	69.4	50.0	47.4	64.7	62.4	66.9	63.8	66.0	63.4	64.4	62.0	64.1	60.5	68.6	68.-	70.0	68.3	52.9	49.4	52.6	50.5
14	57.9	52.2	73.4	71.3	52.4	48.5	68.5	64.8	63.5	59.0	66.5	65.4	65.4	64.0	61.9	60.-	68.6	68.0	68.1	58.8	55.8	51.6	50.8	49.5
15	54.1	50.5	72.1	68.1	48.5	47.2	70.6	68.5	59.9	58.0	67.0	65.1	67.0	64.0	66.8	61.6	68.0	67.6	58.1	50.8	58.0	54.0	49.5	47.7
16	61.0	51.4	68.7	68.0	49.8	48.0	70.6	69.4	58.0	56.4	68.6	66.3	69.6	67.0	69.0	66.4	69.5	67.-	57.3	50.4	60.3	54.0	50.2	47.4
17	62.9	61.1	70.6	68.6	48.2	45.0	69.-	63.0	58.3	56.0	70.7	68.-	69.3	68.1	69.9	68.6	71.0	69.1	57.9	55.0	59.8	53.7	55.0	48.8
18	63.3	61.4	70.4	69.1	50.5	44.5	63.0	60.8	62.6	58.0	71.3	70.3	67.9	66.9	69.8	68.8	70.7	68.-	62.0	54.4	62.0	59.8	55.3	53.6
19	61.6	58.0	69.0	66.9	53.7	50.-	61.8	61.0	67.9	62.0	70.-	63.2	66.5	65.7	69.2	68.4	67.5	64.3	63.9	61.6	62.8	62.0	54.2	53.2
20	62.0	57.9	66.6	65.4	51.6	52.9	63.1	61.4	70.2	67.7	62.9	58.5	65.4	64.4	68.6	68.0	64.2	63.2	65.0	63.3	64.0	62.5	55.8	53.9
21	66.8	62.1	67.2	63.8	57.3	54.1	63.0	60.0	71.7	70.0	64.2	60.1	64.7	63.6	68.5	67.8	66.0	63.5	65.0	64.1	63.7	63.0	58.0	55.9
22	68.9	67.0	68.6	67.-	58.7	57.2	59.1	49.2	72.1	71.0	67.2	64.0	63.7	63.2	68.0	67.4	66.5	65.7	63.9	63.0	64.9	63.4	57.5	55.0
23	68.5	67.3	68.1	66.3	60.1	58.6	54.0	49.9	70.7	67.5	68.3	67.1	66.5	62.1	67.6	65.0	65.5	64.6	65.0	63.0	66.5	64.6	56.0	54.9
24	67.5	66.4	66.1	62.0	61.1	59.0	52.9	51.0	67.2	65.4	67.8	67.2	60.6	65.7	66.8	65.1	65.5	65.1	67.4	65.0	67.5	66.4	57.8	56.0
25	69.6	67.8	61.9	60.-	62.7	61.3	55.5	51.5	65.0	63.3	67.8	67.-	67.8	63.9	66.3	65.0	68.1	65.1	67.9	67.0	70.2	67.7	60.4	57.9
26	69.7	68.0	59.9	52.0	61.4	60.1	57.2	55.1	64.3	63.0	68.0	66.2	69.0	67.6	65.5	63.1	70.8	68.0	68.9	67.8	70.1	69.6	60.5	58.5
27	67.7	60.4	51.6	47.5	60.0	59.4	60.0	57.0	65.4	63.1	68.0	66.6	68.0	66.1	63.3	62.-	73.3	70.6	69.0	67.4	71.6	69.3	62.3	58.4
28	60.4	58.4	50.3	47.7	59.3	55.1	63.5	60.-	66.3	64.5	66.3	61.4	66.7	65.8	63.7	62.6	73.1	72.0	67.0	64.0	72.2	71.6	63.2	61.4
29	59.4	57.-			55.0	53.5	63.3	62.-	66.-	65.4	61.2	59.0	67.6	66.4	62.9	61.2	72.0	71.0	63.7	60.5	71.6	64.5	63.0	60.4
30	61.7	59.5			56.1	53.9	62.5	61.1	66.2	65.5	64.6	61.0	67.7	66.8	63.3	61.4	71.9	69.9	60.4	58.6	69.5	68.9	66.5	63.1
31	61.6	56.0			57.2	56.1			66.0	65.4			67.2	65.4	62.-	58.7			58.3	54.0			66.2	61.0
Mittl. Max.	63.35		64.95		55.63		59.08		65.80		66.04		67.71		65.71		68.44		65.60		61.73		59.40	
Mittl. Min.	60.11		62.16		53.12		57.29		63.47		63.55		65.85		63.72		66.47		62.34		59.01		56.85	
Differenz	3.24		2.79		2.51		2.69		2.33		2.51		1.86		1.99		1.97		3.26		2.72		2.55	
Abs. Max.	69.7		73.4		62.7		70.6		72.1		71.3		71.0		69.9		73.3		72.0		72.2		69.2	
Abs. Min.	50.5		47.5		44.5		49.2		56.0		55.9		62.1		58.3		55.6		50.4		49.4		47.4	
Differenz	19.2		25.9		18.2		21.4		16.1		15.4		8.9		11.6		17.7		21.6		22.8		21.8	

1934 Uebersicht über den täglichen Gang des Luftdruckes Säntis

Abweichungen vom Monatsmittel.

	Mittel 500+	1^{30}	2^{30}	3^{30}	4^{30}	5^{30}	6^{30}	7^{30}	8^{30}	9^{30}	10^{30}	11^{30}	12^{30}	13^{30}	14^{30}	15^{30}	16^{30}	17^{30}	18^{30}	19^{30}	20^{30}	21^{30}	22^{30}	23^{30}	0^{30}	Amplitude
Januar	61.83	-.13	-.11	-.17	-.27	-.32	-.26	-.19	-.05	.13	.30	.30	.19	.00	-.03	.01	.06	.08	.06	.12	.17	.12	.00	-.02	-.14	.62
Februar	63.51	.21	.13	-.02	-.15	-.26	-.31	-.30	-.20	-.11	.00	.13	.12	-.01	-.12	-.13	-.13	-.08	.03	.16	.23	.28	.25	.19	.10	.59
März	54.33	-.01	-.11	-.24	-.31	-.33	-.33	-.21	-.12	-.02	.09	.13	.14	.08	-.02	-.08	-.06	-.04	.06	.15	.24	.29	.30	.27	.24	.63
April	58.66	-.09	-.20	-.36	-.48	-.51	-.44	-.26	-.17	-.06	.12	.19	.22	.22	.16	.12	.08	.10	.07	.16	.24	.26	.27	.24	.11	.78
Mai	64.60	-.12	-.29	-.43	-.52	-.51	-.36	-.33	-.22	-.10	.03	.11	.13	.16	.16	.17	.17	.15	.18	.17	.23	.34	.36	.31	.21	.88
Juni	64.86	.03	-.14	-.29	-.38	-.41	-.37	-.25	-.18	-.09	.02	.04	.12	.19	.16	.11	.08	.04	.06	.06	.13	.29	.26	.24	.15	.70
Juli	66.75	-.02	-.21	-.28	-.44	-.45	-.35	-.29	-.22	-.16	-.04	-.01	.07	.14	.14	.16	.19	.15	.19	.16	.21	.34	.32	.30	.17	.79
August	64.71	.15	-.05	-.19	-.3	-.41	-.38	-.28	-.15	-.05	.12	.15	.21	.24	.17	.14	.10	.03	.00	.02	.07	.19	.19	.13	.0	.65
Septbr.	67.51	-.27	-.37	-.49	-.58	-.56	-.48	-.31	-.19	-.01	.19	.20	.22	.23	.19	.14	.12	.10	.12	.18	.32	.39	.34	.31	.22	.95
Oktbr.	63.99	.16	.03	-.19	-.32	-.31	-.25	-.12	.01	.19	.32	.35	.24	.10	-.02	-.07	-.09	-.06	.00	.04	.08	.11	.04	-.03	-.13	.67
Novbr.	60.34	-.15	-.22	-.30	-.37	-.37	-.34	-.28	-.08	.04	.14	.21	.13	.01	-.01	.02	-.02	.03	.15	.16	.17	.24	.32	.32	.3	.69
Dezbr.	58.10	.11	.08	.01	-.09	-.16	-.22	-.21	-.09	.10	.28	.18	.07	-.04	-.14	-.06	.01	.03	.04	.07	.06	.06	.04	.05	-.0	.48

Januar 1934. $h_a = 6.0^m$. **Stündliche Aufzeichnungen des Anemometers.**

Tag	Mittel	0^{30}–1^{30}	1^{30}–2^{30}	2^{30}–3^{30}	3^{30}–4^{30}	4^{30}–5^{30}	5^{30}–6^{30}	6^{30}–7^{30}	7^{30}–8^{30}	8^{30}–9^{30}	9^{30}–10^{30}	10^{30}–11^{30}	11^{30}–12^{30}
1	27.6	ENE 34	ENE 41	E 43	ENE 33	ENE 38	ENE 36	E 33	E 26	E 29	E 28	E 29	ENE 32
2	19.2	ENE 25	ENE 26	ENE 20	ENE 24	E 14	E 14	NNE 14	NNE 11	E 13	E 16	ENE 9	E 9
3	13.5	ENE 26	NE 20	NE 16	NE 19	NE 15	NE 22	NNE 19	N 24	N 16	N 14	N 2	W 1
4	13.8	NW 13	N 19	N 20	NNW 25	NNW 18	NNW 15	NW 12	NW 23	NNW 18	NNW 13	N 15	N 16
5	29.1	W 5	W 9	WSW 13	WSW 18	WSW 28	WSW 42	WSW 48	WSW 53	WSW 42	WSW 29	WSW 39	WSW 41
6	23.8	NNE 15	N 15	N 20	N 20	NNE 20	NNE 20	N 25	NNE 25	NNE 25	NE 27	NE 24	NE 24
7	23.9	NNE 26	NNE 33	NE 27	NNE 26	NNE 31	NNE 34	NE 32	NE 32	NNE 30	NNE 30	NNE 29	NNE 28
8	31.6	NW 23	W 25	W 28	W 32	WNW 36	NW 33	NW 30	W 29	W 29	W 27	W 28	W 29
9	13.7	W 31	W 30	WNW 22	NW 23	NNW 25	N 18	N 18	NNW 16	N 12	NNW 8	NE 13	NE 11
10	6.2	SSE 4	SSE 2	S 1	W 6	WNW 6	NNE 1	N 2	ESE 6	SE 9	SE 6	E 9	ENE 12
11	21.0	SSE 7	SSE 5	SSE 4	S 7	SSW 8	SW 10	SW 6	SW 3	SSW 5	SW 10	SW 14	SW 17
12	46.3	WSW 43	W 38	WSW 38	WSW 36	WSW 42	WSW 44	WSW 48	WSW 51	WSW 45	SW 40	WSW 40	WSW 49
13	22.7	WSW 56	WSW 49	WSW 45	WSW 47	WSW 40	WSW 32	W 22	WNW 13	W 7	WSW 6	W 14	W 14
14	45.0	SW 10	SW 14	SW 10	SW 8	SW 7	SW 9	SW 10	SW 13	SW 39	SW 45	SW 35	SW 56
15	47.7	SW 67	SW 63	SW 68	SW 59	SW 73	SW 48	SW 40	SW 43	SW 35	SW 40	SW 70	SW 52
16	20.2	SSW 31	SW 26	SW 28	SW 37	SW 37	SW 40	SW 36	SW 31	SW 29	SW 21	WSW 20	W 20
17	27.6	WSW 5	WSW 8	SW 11	SW 11	SW 9	SW 11	SW 10	SSW 10	SW 29	SW 47	SW 37	SW 33
18	32.2	WSW 27	WSW 26	WSW 27	SW 21	SW 30	SW 38	SW 45	SW 49	SW 19	SW 16	WSW 46	SW 39
19	31.0	SW 22	SW 16	SW 40	SW 45	SW 45	SW 50	SW 50	SW 53	SW 65	SW 59	WSW 52	SW 36
20	13.6	SW 9	SW 11	SW 10	SW 13	SW 17	SW 13	SW 11	NNE 10	ENE 14	ENE 15	ENE 11	ENE 10
21	16.7	ENE 16	E 12	SE 10	S 8	S 5	S 4	S 4	SSE 8	SSE 12	SE 23	S 31	S 32
22	16.2	S 28	S 18	S 25	SSW 21	SW 19	SW 18	SW 15	SW 13	SW 11	SSW 18	SSE 14	SSE 16
23	33.6	SSE 27	SE 29	SE 29	ESE 29	ESE 27	E 31	E 24	ENE 28	ENE 31	ENE 32	E 31	ENE 36
24	32.3	ENE 23	E 21	E 23	E 24	E 27	E 17	ESE 26	SE 39	ESE 37	ESE 39	ESE 44	ESE 41
25	31.2	S 44	SSW 30	SSW 27	S 10	SSW 10	S 16	S 19	S 33	SSE 32	SSE 47	SSE 39	SSE 28
26	26.1	SSW 54	SSW 45	SSW 50	SSW 47	SSW 44	SSW 40	SSW 28	SW 28	SSW 25	SSW 27	SW 28	SW 24
27	36.9	SW 27	SW 22	SW 23	SSW 33	SW 32	SW 32	SW 31	WSW 52	WSW 63	W 60	WSW 66	WSW 59
28	5.1	W 11	W 7	WNW 6	WSW 6	WSW 4	WNW 3	NW 5	NNW 10	NW 12	WNW 11	WNW 9	W 7
29	8.0	NNE 3	NNE 2	NNE 3	NE 4	NE 3	NNE 3	NNE 4	NE 12	NE 10	NE 7	NE 7	NE 6
30	29.6	NE 7	NE 8	NNE 9	N 15	N 20	N 25	ENE 28	ENE 36	ENE 36	ENE 33	ENE 37	ENE 41
31	22.0	NNE 20	N 20	N 17	N 19	N 23	N 29	N 35	N 33	N 35	N 40	NNE 40	NNE 38

Februar

Tag	Mittel	0^{30}–1^{30}	1^{30}–2^{30}	2^{30}–3^{30}	3^{30}–4^{30}	4^{30}–5^{30}	5^{30}–6^{30}	6^{30}–7^{30}	7^{30}–8^{30}	8^{30}–9^{30}	9^{30}–10^{30}	10^{30}–11^{30}	11^{30}–12^{30}
1	18.6	NW 18	NW 19	W 18	WSW 21	SW 24	SW 24	SW 29	WSW 32	WSW 30	WSW 23	WSW 21	WSW 11
2	26.0	ENE 15	E 18	ENE 23	ENE 33	ENE 32	ENE 37	ENE 32	ENE 40	ENE 41	ENE 36	ENE 29	E 25
3	36.1	ENE 33	NE 36	NE 40	NE 40	NE 39	ENE 39	NE 38	NE 42	NE 36	NE 36	NE 39	NE 38
4	26.9	NNE 40	NE 38	NE 42	NE 42	NE 37	ENE 34	ENE 27	ENE 28	NE 20	ENE 14	E 16	NE 18
5	36.9	ENE 35	NE 42	NE 46	NE 48	ENE 37	ENE 42	ENE 43	NE 44	ENE 42	ENE 32	NE 22	ENE 13
6	43.9	NE 45	NE 40	NE 38	NE 42	NE 43	NE 52	NE 50	NE 48	NE 52	NE 53	NE 52	NE 55
7	21.6	NNE 28	NNE 26	N 27	NNE 26	NNE 29	NNE 26	NNE 25	NNE 25	NNE 19	N 18	NW 19	W 18
8	55.7	NNW 13	W 10	W 20	W 37	W 43	WSW 51	WSW 60	WSW 59	WSW 69	WSW 80	WSW 85	WSW 84
9	14.6	W 14	W 11	WNW 10	W 4	W 7	WNW 4	W 9	W 13	W 14	W 12	WNW 12	WNW 14
10	38.7	SSE 10	SSW 8	SSW 16	SW 16	SW 17	W 22	W 23	WSW 28	WSW 33	WSW 56	WSW 66	WSW 65
11	28.3	WSW 53	WSW 52	WSW 43	WSW 54	WSW 47	WSW 37	W 30	WNW 16	W 7	NNW 11	NNE 10	NE 16
12	28.0	NE 22	NNE 27	N 21	N 17	NNE 25	NNE 20	NNE 25	N 26	NNE 29	NNE 31	NNE 28	N 30
13	26.0	NE 19	NE 23	ENE 17	ENE 18	ENE 15	ENE 26	NE 14	ENE 22	ENE 10	ENE 18	ENE 18	ENE 22
14	23.6	ENE 28	ENE 31	ENE 27	ENE 29	ENE 30	ENE 30	ENE 26	ENE 24	ENE 23	ENE 21	ENE 20	NE 10
15	29.0	NW 35	W 27	W 33	WNW 37	W 31	W 33	W 26	WSW 33	W 42	WSW 36	W 34	W 20
16	42.3	NE 40	NE 27	ENE 21	ENE 23	NE 36	NNE 58	NNE 62	NE 49	NE 38	NE 40	NE 44	NE 34
17	22.7	NE 40	ENE 31	ENE 22	ENE 23	NE 19	NE 22	ENE 19	ENE 18	NE 16	NE 16	NE 18	NE 16
18	27.3	NE 30	NE 35	NNE 33	NNE 38	NNE 38	NNE 30	NNE 33	NNE 32	NNE 35	NNE 32	NNE 27	NNE 25
19	36.2	NNE 16	N 16	N 18	NNW 27	NNW 28	WNW 28	WNW 31	NNW 31	NNW 27	WSW 24	WSW 30	WSW 31
20	48.3	WSW 58	WSW 59	WSW 53	WSW 43	W 36	W 39	WSW 46	WSW 45	WSW 49	WSW 56	WSW 61	WSW 54
21	27.5	W 27	W 19	W 22	W 31	WSW 35	WSW 44	WSW 53	WSW 53	WSW 67	WSW 45	WSW 30	WSW 24
22	21.9	SW 17	SW 17	SW 17	SW 18	W 18	W 20	W 20	SW 20	WSW 18	SW 27	WSW 26	WSW 19
23	17.1	WSW 26	WSW 26	W 24	W 25	W 21	WSW 21	W 22	WSW 23	WSW 23	WSW 21	SW 22	SW 13
24	20.4	W 4	W 3	NW 2	N 4	NE 6	ENE 8	E 10	E 11	E 13	SSE 21	S 13	SW 26
25	16.4	WSW 29	WSW 26	WSW 26	WSW 19	WSW 18	WSW 10	WSW 14	WSW 16	SW 11	SW 11	SSW 14	SW 11
26	20.2	SW 14	SW 17	SW 14	WSW 13	WSW 6	SSW 12	SW 9	SSW 3	SSE 4	SSW 12	SW 21	SW 25
27	45.2	SSW 43	SSW 49	SSW 52	SSW 48	SSW 37	SSW 41	SSW 49	SSW 51	SSW 63	SSW 62	SSW 49	SSW 44
28	18.6	W 28	W 23	SSW 12	E 6	ESE 7	ESE 11	SE 14	SSE 11	S 13	S 22	S 23	SSW 17

Windrichtung und Geschwindigkeit (Kilometer pro Stunde). **Januar** **Säntis**

Tag	12^{30}–13^{30}	13^{30}–14^{30}	14^{30}–15^{30}	15^{30}–16^{30}	16^{30}–17^{30}	17^{30}–18^{30}	18^{30}–19^{30}	19^{30}–20^{30}	20^{30}–21^{30}	21^{30}–22^{30}	22^{30}–23^{30}	23^{30}–0^{30}	Summe
1	E 24	E 22	ENE 25	ENE 29	ENE 30	ENE 22	ENE 19	E 15	ENE 15	E 20	E 18	ENE 22	663
2	E 6	ESE 11	ESE 9	E 12	ENE 19	ENE 25	ENE 32	ENE 33	ENE 34	ENE 30	ENE 28	ENE 28	468
3	W 8	NW 15	WNW 17	NW 11	NW 17	NNW 15	N 9	N 6	N 3	W 11	W 10	W 9	325
4	NNE 21	NNE 16	NNE 20	NNE 16	NE 12	NNE 13	NNE 8	N 7	N 6	N 2	N 3	NW 1	332
5	WSW 42	WSW 41	WSW 32	WSW 21	W 40	W 46	WNW 25	WNW 23	WNW 22	NNW 10	N 15	NNE 15	699
6	NE 32	NE 26	NE 23	NE 27	NE 23	NE 28	NE 23	NE 23	NE 26	NE 24	NE 27	NE 30	572
7	NNE 32	NNE 23	NE 20	NNE 20	NNE 20	NNE 19	NNE 20	N 11	N 10	N 11	NNW 15	NW 15	574
8	W 30	WSW 32	WSW 33	WSW 32	WSW 35	W 38	W 39	W 39	WSW 35	WSW 34	W 31	W 31	758
9	ENE 7	E 4	ESE 5	ESE 3	SE 6	SE 9	E 12	E 14	ESE 11	ENE 11	NE 11	ENE 9	329
10	ENE 7	ENE 3	E 7	E 7	ESE 8	SE 5	ESE 5	SE 8	ESE 8	ESE 9	ESE 10	SE 9	150
11	SW 17	SW 25	SW 29	WSW 32	W 34	W 38	W 40	W 30	W 34	WSW 46	WSW 43	WSW 41	505
12	WSW 55	WSW 50	WSW 52	WSW 45	WSW 47	WSW 54	WSW 45	WSW 39	WSW 43	WSW 40	W 49	WSW 78	1111
13	W 14	W 17	WSW 20	WSW 22	WSW 17	WSW 16	WSW 14	WSW 15	SW 17	SW 18	SW 16	SW 13	544
14	SW 70	SW 74	SW 65	SW 58	SW 61	SW 65	SW 70	SW 58	SW 71	SW 78	SW 82	SW 76	1079
15	SW 56	SW 45	SW 47	SW 54	SW 49	WSW 50	SW 44	SW 36	SW 32	SW 27	SW 23	SSW 25	1146
16	WNW 15	W 15	WNW 15	WNW 12	W 11	W 12	W 10	W 6	W 8	W 7	WSW 9	WSW 8	484
17	WSW 29	WSW 31	WSW 36	WSW 38	SW 39	WSW 41	WSW 43	SW 40	SW 43	WSW 39	WSW 33	WSW 30	663
18	SW 22	SW 37	WSW 30	WSW 16	WSW 40	SW 48	WSW 48	WSW 38	WSW 29	WSW 29	SW 30	SW 23	773
19	SW 25	SW 28	SW 32	SW 24	WSW 24	WSW 15	WSW 14	WSW 12	WSW 10	SW 9	SW 9	SW 11	746
20	NE 9	NE 9	ENE 7	NE 6	ENE 22	ENE 25	ENE 25	ENE 19	NE 18	ENE 14	ENE 11	NE 12	337
21	SSW 29	SSW 22	SSW 13	SSE 4	E 16	E 15	E 8	E 19	SE 31	SSE 26	S 28	SSW 26	402
22	S 23	SSW 16	S 15	SSE 10	SE 10	SSE 15	SSE 14	SSE 14	SSE 9	SSE 16	SSE 11	SSE 20	389
23	ENE 38	ENE 36	ENE 41	ENE 40	ENE 37	ENE 38	ENE 39	ENE 40	ENE 37	ENE 39	ENE 34	E 29	807
24	ESE 37	SE 17	SE 31	SE 34	ESE 36	ESE 44	ESE 40	ESE 38	ESE 35	E 32	SSE 35	S 34	776
25	ESE 32	S 27	S 23	SSE 25	SSE 26	SE 29	SSE 36	ESE 40	ESE 39	SSE 42	S 45	SSW 50	749
26	SW 17	SW 14	WNW 15	S 17	SSW 20	SSE 16	SSW 20	SW 15	SW 11	SW 11	SW 16	SW 15	627
27	WSW 53	WSW 46	WSW 35	WSW 36	WSW 31	WSW 34	WSW 39	WSW 32	WSW 24	WSW 26	WSW 20	W 10	886
28	W 7	W 5	WNW 5	NNW 3	NNW 1	N 2	NNW 1	NNW 2	NW 1	NNW 1	NNW 2	NNE 1	122
29	NE 10	NE 8	NE 7	NE 6	NE 8	NE 22	NE 15	NE 12	NE 11	NE 9	ENE 10	NE 11	193
30	ENE 41	ENE 41	NE 39	NE 39	NE 39	NE 42	NE 42	ENE 34	ENE 28	NE 26	NE 23	NNE 24	713
31	N 31	NNW 22	WNW 20	W 17	W 14	W 14	WNW 15	NW 10	NW 10	NW 14	NNW 6	N 6	528

Februar

1	NW 18	NW 19	W 18	WSW 21	SW 24	SW 24	SW 29	WSW 32	WSW 30	WSW 23	WSW 21	WSW 11	447
2	ENE 15	E 18	ENE 23	ENE 33	ENE 32	ENE 37	ENE 32	ENE 40	ENE 41	ENE 36	ENE 29	E 25	623
3	ENE 33	NE 36	NE 40	NE 40	NE 39	ENE 39	NE 38	NE 42	NE 36	NE 36	NE 39	NE 38	866
4	NNE 40	NE 38	NE 42	NE 42	NE 37	ENE 34	ENE 27	ENE 28	NE 20	ENE 14	E 16	NE 18	645
5	ENE 35	NE 42	NE 46	NE 48	ENE 37	ENE 42	ENE 43	NE 44	ENE 42	ENE 32	NE 22	ENE 13	886
6	NE 45	NE 40	NE 38	NE 42	NE 43	NE 52	NE 50	NE 48	NE 52	NE 53	NE 52	NE 55	1054
7	NNE 28	NNE 26	N 27	NNE 26	NNE 29	NNE 26	NNE 25	NNE 25	NNE 19	N 18	NW 19	W 18	518
8	NNW 13	W 16	W 26	W 37	W 43	WSW 51	WSW 60	WSW 59	WSW 69	WSW 80	WSW 85	WSW 84	1337
9	W 14	W 11	WNW 10	W 4	W 7	WNW 4	W 9	W 13	W 14	W 12	WNW 12	WNW 14	351
10	SSE 10	SSW 8	SSW 16	SW 16	SW 17	W 22	W 23	WSW 28	WSW 33	WSW 56	WSW 66	WSW 65	930
11	WSW 53	WSW 52	WSW 43	WSW 54	WSW 47	WSW 37	W 30	WNW 16	W 7	NNW 11	NNE 10	NE 16	680
12	NE 22	NNE 27	N 21	N 17	NNE 25	NNE 20	NNE 25	N 26	NNE 29	NNE 31	NNE 28	N 30	673
13	NE 19	NE 23	ENE 17	ENE 18	ENE 15	ENE 26	NE 19	ENE 22	ENE 16	ENE 18	ENE 18	ENE 22	624
14	ENE 28	ENE 31	ENE 27	ENE 29	ENE 30	ENE 30	ENE 26	ENE 24	ENE 23	ENE 21	ENE 20	NE 10	566
15	NW 35	W 27	W 33	WNW 37	W 31	W 33	W 26	WSW 33	W 42	WSW 36	W 34	W 20	696
16	NE 40	NE 27	ENE 21	ENE 23	NE 36	NNE 58	NNE 62	NE 49	NE 38	NE 40	NE 44	NE 34	1016
17	NE 40	ENE 31	ENE 22	ENE 23	NE 19	NE 22	ENE 19	ENE 18	NE 16	NE 16	NE 18	NE 16	545
18	NE 30	NE 35	NNE 33	NNE 38	NNE 38	NNE 30	NNE 33	NNE 32	NNE 35	NNE 32	NNE 27	NNE 25	655
19	NNE 16	N 16	N 18	NNW 27	NNW 28	WNW 28	WNW 31	NNW 31	NNW 27	WSW 24	WSW 30	WSW 31	869
20	WSW 58	WSW 59	WSW 53	WSW 43	W 36	W 39	WSW 46	WSW 45	WSW 49	WSW 56	WSW 61	WSW 54	1136
21	W 27	W 19	W 22	W 31	WSW 35	WSW 44	WSW 53	WSW 53	WSW 67	WSW 45	WSW 30	WSW 24	659
22	SW 17	SW 17	SW 17	SW 18	W 18	W 20	W 20	SW 20	WSW 18	SW 27	WSW 26	WSW 19	525
23	WSW 26	WSW 26	W 24	W 25	W 21	WSW 21	W 22	WSW 23	WSW 23	WSW 21	SW 22	SW 13	410
24	W 4	W 3	NW 2	N 4	NE 6	ENE 8	E 10	E 11	E 13	SSE 21	S 13	SW 26	489
25	WSW 29	WSW 26	WSW 26	WSW 19	WSW 18	WSW 10	WSW 14	WSW 16	SW 11	SW 11	SSW 14	SW 11	393
26	SW 14	SW 17	SW 14	WSW 13	WSW 6	SSW 12	SW 9	SSW 3	SSE 4	SSW 12	SW 21	SW 25	484
27	SSW 43	SSW 49	SSW 52	SSW 48	SSW 37	SSW 41	SSW 49	SSW 51	SSW 63	SSW 62	SSW 49	SSW 44	1084
28	W 28	W 23	SSW 12	E 6	ESE 7	ESE 11	SE 14	SSE 11	S 13	S 22	S 23	SSW 17	447

März 1934 $h_a = 0.0^m$ **Stündliche Aufzeichnungen des Anemometers.**

Tag	Mittel	0^{30}–1^{30}		1^{30}–2^{30}		2^{30}–3^{30}		3^{30}–4^{30}		4^{30}–5^{30}		5^{30}–6^{30}		6^{30}–7^{30}		7^{30}–8^{30}		8^{30}–9^{30}		9^{30}–10^{30}		10^{30}–11^{30}		11^{30}–12^{30}	
1	29.5	E	25	E	29	ENE	33	NE	29	NE	29	NE	34	NE	33	ENE	29	ENE	28	E	31	E	28	E	31
2	20.5	ESE	28	ESE	26	ENE	21	ENE	28	E	28	ENE	20	ENE	20	ENE	26	ENE	27	ENE	22	NE	26	ENE	30
3	25.6	SW	20	SW	25	SW	20	WSW	25	WSW	32	WSW	38	SW	35	SW	28	SW	31	SW	32	WSW	35	WSW	34
4	8.7	W	12	WNW	9	WNW	5	NNW	10	NE	4	NE	4	NE	2	NE	15	NE	11	NE	8	NE	12	NE	10
5	9.0	NE	8	ENE	7	ENE	7	ENE	5	ENE	4	NE	4	ENE	8	ENE	13	ENE	11	ENE	10	ENE	12	ENE	10
6	49.9	W	21	W	35	WSW	35	W	36	W	37	W	39	W	41	WSW	42	WSW	44	WSW	44	WSW	49	WSW	51
7	36.4	SW	33	WSW	27	WSW	33	SW	42	WSW	35	WSW	33	WSW	32	WSW	35	WSW	41	WSW	44	WSW	53	WSW	55
8	21.7	W	23	W	26	W	25	W	13	W	18	W	16	W	13	WSW	24	W	19	W	19	W	12	WSW	17
9	45.1	WSW	45	WSW	47	WSW	48	WSW	48	WSW	47	WSW	49	WSW	53	WSW	53	WSW	41	WSW	37	WSW	37	WSW	31
10	29.2	WSW	37	WSW	37	SW	35	SW	27	WSW	23	WSW	22	WSW	21	WSW	26	WSW	41	WSW	44	WSW	48	WSW	44
11	32.7	SW	40	SW	36	SW	31	SW	25	SW	23	SW	16	W	34	W	41	W	35	W	23	SW	17	SSW	26
12	44.0	SW	48	SW	52	SSW	48	SSW	61	SSW	56	SSW	63	SSE	42	SSW	48	SSW	56	SSW	62	SSW	66	SSW	49
13	15.8	W	35	S	18	S	17	SW	14	SW	18	SW	23	SW	26	SW	22	SW	18	SSW	19	SSW	22	SW	20
14	23.2	W	35	W	34	W	34	W	21	WSW	17	WSW	17	WSW	20	WSW	18	SW	18	SW	14	SW	18	SW	12
15	31.3	SW	24	WSW	23	WSW	24	WSW	27	SW	22	WSW	32	WSW	54	WSW	44	WSW	40	WSW	39	WSW	30	SW	17
16	19.3	WNW	22	NW	8	WNW	13	WNW	23	W	35	W	34	W	32	W	21	WNW	17	WSW	20	W	23	W	19
17	31.8	WSW	21	WSW	25	WSW	34	WSW	42	WSW	39	WSW	32	SW	24	SW	31	SW	32	SW	39	SW	43	SW	38
18	34.4	SSW	39	SW	35	WSW	39	WSW	34	WSW	21	WSW	22	WSW	28	WSW	43	WSW	44	WSW	23	WSW	30	WSW	20
19	26.5	W	15	W	23	W	15	WNW	20	NW	25	WNW	25	W	30	WSW	30	WSW	26	WSW	22	SW	28	SW	25
20	33.6	SSW	21	SW	22	SW	28	SW	28	S	28	SSW	31	SSW	37	SSW	41	SSW	43	SW	52	SSW	51	SSW	52
21	24.6	SW	17	SW	22	SW	17	SSW	22	SSW	29	SSW	25	SW	29	SW	22	SW	17	SW	17	SW	23	SW	17
22	8.8	W	18	WSW	12	W	9	WSW	6	SSW	6	S	10	S	10	SSW	12	SW	11	WSW	11	SW	7	SW	5
23	8.2	SW	12	SW	13	SW	15	SW	18	SW	14	WSW	20	W	8	W	0	S	1	S	2	E	3	SSE	7
24	15.0	E	10	ESE	11	E	9	SE	4	SSE	6	SSE	7	S	5	SSE	7	SE	13	SE	13	SE	18	E	18
25	17.0	SSE	20	SE	15	E	15	E	19	ENE	23	ENE	28	E	21	ENE	18	ENE	15	ENE	15	ESE	13	ESE	10
26	14.5	SSW	28	SW	20	SW	23	W	16	WNW	15	NW	14	NNW	15	NNW	19	NW	11	WNW	11	WSW	11	W	12
27	20.2	ENE	16	E	20	E	16	ENE	28	NE	25	NE	36	ENE	36	ENE	40	ENE	39	ENE	36	E	32	E	19
28	26.1	SSE	13	SSE	13	S	4	WSW	15	W	23	WSW	28	W	41	WSW	47	WSW	46	WSW	47	WSW	46	WSW	39
29	17.2	WSW	17	SW	17	SW	19	SW	15	WSW	21	WSW	19	WSW	22	WSW	15	SW	18	SW	18	SW	18	SW	19
30	8.5	SSW	16	SW	11	SW	9	W	16	W	21	W	17	WNW	20	WNW	6	WNW	2	SSW	2	S	4	S	4
31	10.6	SE	9	SE	12	SSE	14	S	10	SSW	11	SW	8	SW	0	N	6	N	4	NE	2	NE	2	SSE	3

April

1	11.7	S	20	SSE	26	SSE	14	SW	14	SSW	17	SW	9	SE	4	SE	3	SSE	4	SSE	6	SE	6	SSE	8
2	11.1	SSE	20	SSW	14	SW	15	W	5	SW	7	WSW	10	SW	9	SW	12	SW	8	SSW	5	S	5	SSW	7
3	15.8	NE	11	NNE	16	N	13	NNE	15	NNW	17	NNE	19	N	22	NNW	22	NNW	17	NW	13	NW	20	W	11
4	12.7	NNW	23	NNW	23	NNW	17	N	20	NNE	19	NNE	20	NNE	18	NNE	15	NNE	13	ENE	6	NE	5	SSE	6
5	28.0	W	25	W	31	W	37	W	37	W	38	W	37	W	33	W	33	W	29	WSW	22	WSW	26	WSW	23
6	12.3	W	18	WSW	16	WSW	16	WSW	18	W	14	W	14	W	12	WSW	10	WSW	8	SW	7	SW	8	SSW	8
7	13.5	SSW	5	SSW	3	NE	6	NE	1	N	1	ENE	3	E	3	SE	7	SE	3	SSE	7	SSE	5	S	7
8	28.2	SSW	32	SSW	31	SSW	29	SSW	29	SSW	31	S	32	SSW	33	SSW	27	SW	25	SSW	25	SSW	19	SSW	14
9	33.7	SSW	30	SW	26	SSW	23	S	24	SE	29	SSE	22	SSE	24	S	16	W	21	W	35	W	49	W	54
10	20.2	NW	23	NNW	30	NNW	33	NNW	34	SSW	30	SSW	25	S	25	WSW	23	WSW	20	WSW	21	WSW	19	SW	14
11	20.8	W	31	W	25	W	28	W	25	W	28	W	28	W	21	W	23	WSW	23	WSW	27	WSW	30	WSW	16
12	11.7	N	7	N	6	NE	11	E	16	ENE	15	E	14	E	11	ESE	6	E	12	SE	9	SSE	4	NE	4
13	17.3	S	15	SSW	16	S	14	SSE	14	SSE	14	SSW	17	SW	14	SSW	11	SSW	12	SW	13	SW	12	S	15
14	21.5	W	27	W	27	W	20	WSW	18	WSW	12	WSW	3	SE	7	SSE	11	SSE	11	SSW	9	SW	13	SW	16
15	18.2	W	40	W	37	W	40	W	30	W	26	WSW	31	WSW	30	WSW	25	WSW	16	WSW	17	WSW	11	WSW	10
16	24.0	W	19	W	21	WSW	20	W	23	W	27	WSW	27	WSW	24	WSW	23	W	20	WSW	19	WSW	14	SW	15
17	20.5	W	35	WSW	37	WSW	33	W	28	W	23	W	15	W	11	W	9	SW	11	SW	9	SW	14	SW	17
18	28.2	SSW	22	SSW	25	SSW	38	SW	38	SW	35	SW	24	SSW	22	SSW	27	SSW	36	SSW	41	SSW	39	SSW	39
19	25.6	SSW	32	SSW	35	SSW	35	SW	35	SW	26	SW	23	SW	23	SSW	25	SSW	24	SSW	20	SSW	15	SW	15
20	22.9	SSW	24	SSW	24	SSW	23	SSW	25	SW	19	SW	24	WSW	20	SW	20	SW	25	SW	19	WSW	17	SW	16
21	13.4	W	20	W	15	W	16	W	12	WSW	7	WSW	15	WSW	12	WSW	9	WSW	6	WSW	3	WSW	7	SW	6
22	39.0	SSE	24	SSE	31	S	34	SSW	45	SSW	37	S	37	SSE	32	S	32	SSE	34	SE	29	S	39	SSW	45
23	19.6	SW	29	SW	30	WSW	28	W	29	W	27	W	34	W	36	W	35	W	33	W	28	W	28	W	22
24	19.6	SSW	3	WNW	10	WNW	18	WNW	20	WNW	13	WNW	11	W	14	W	11	WNW	9	W	11	W	10	WSW	9
25	18.6	S	29	SSE	35	SSE	33	SSE	31	SSE	36	SSE	37	SE	29	SSE	26	SE	19	SE	21	S	11	S	8
26	21.1	SE	21	SE	23	SE	29	SSE	28	S	31	S	29	S	25	SW	21	SW	18	SSW	17	S	9	SSW	12
27	23.1	WSW	20	WSW	10	WSW	7	WSW	7	WSW	10	WSW	10	WSW	9	ESE	11	SSE	24	S	23	S	27	S	26
28	26.5	S	33	S	31	S	27	S	28	S	33	S	38	S	33	S	20	SE	16	SSE	17	S	21	S	20
29	23.6	S	38	S	29	S	23	SSW	21	SSW	6	S	7	E	7	SE	11	SE	18	SE	23	ESE	21	SE	26
30	26.1	SE	37	S	37	S	34	S	39	SSE	37	S	30	S	29	S	28	S	22	S	22	SSE	24	S	20

Windrichtung und Geschwindigkeit (Kilometer pro Stunde). März Säntis

Tag	12^{30}–13^{30}	13^{30}–14^{30}	14^{30}–15^{30}	15^{30}–16^{30}	16^{30}–17^{30}	17^{30}–18^{30}	18^{30}–19^{30}	19^{30}–20^{30}	20^{30}–21^{30}	21^{30}–22^{30}	22^{30}–23^{30}	23^{30}–0^{30}	Summe
1	ENE 27	ESE 27	E 26	E 24	E 26	E 32	ESE 29	ESE 32	ESE 32	ESE 31	ESE 37	ESE 27	709
2	ENE 29	ENE 23	ENE 27	ENE 17	ENE 15	E 12	E 8	N 10	NNE 6	NE 7	SSW 13	SW 23	492
3	WSW 25	WSW 28	WSW 21	W 15	SW 15	W 28	WNW 23	WNW 24	WNW 25	WNW 20	W 21	WNW 14	614
4	NE 10	NE 11	NE 13	NE 11	NNE 10	NE 13	NE 9	ENE 9	NE 4	NE 4	ENE 5	NE 7	208
5	ENE 10	ENE 6	NE 1	SW 0	SW 3	SW 14	SW 13	SW 11	W 19	W 10	N 11	NW 18	215
6	WSW 65	WSW 65	WSW 68	WSW 67	WSW 68	WSW 71	WSW 70	WSW 64	WSW 51	WSW 49	WSW 46	WSW 40	1148
7	WSW 47	WSW 44	WSW 40	SW 31	WNW 37	W 37	W 36	W 32	WNW 29	WNW 26	W 23	WSW 29	874
8	WSW 13	WSW 11	WSW 15	WSW 11	SW 20	WSW 24	WSW 24	WSW 26	WSW 34	WSW 39	WSW 38	WSW 41	521
9	WSW 24	SW 29	SW 42	WSW 54	WSW 68	WSW 53	W 55	WSW 47	WSW 46	WSW 45	WSW 42	WSW 41	1082
10	WSW 36	WSW 43	WSW 37	WSW 26	WSW 21	WSW 20	SW 12	WSW 11	SW 8	WSW 18	SSW 32	SSW 32	701
11	SW 26	SSW 30	SW 38	SW 34	SW 30	SSW 32	SSW 32	SW 32	SSW 30	SSW 37	SSW 56	SW 60	784
12	SSW 46	SSW 30	SSE 10	ESE 8	SE 14	SSE 20	S 20	W 24	W 65	W 56	W 55	W 56	1055
13	SW 19	SW 13	WSW 1	NE 0	E 0	ESE 0	E 5	ESE 4	SSW 11	W 20	W 27	WSW 27	379
14	SW 19	SW 27	SW 34	SW 30	SW 22	SSW 22	SSW 23	S 22	SW 22	SW 25	SW 30	SW 23	557
15	S 12	SSE 15	SSW 15	W 44	WSW 62	W 46	W 40	W 31	W 34	W 35	W 24	WNW 18	752
16	W 17	W 17	W 18	W 18	WSW 14	WSW 11	W 15	SW 18	WSW 19	WSW 16	WSW 16	WSW 17	463
17	WSW 34	SW 32	WSW 30	WSW 27	SW 22	WSW 34	WSW 54	WSW 33	SW 25	WSW 37	WSW 23	SW 12	763
18	W 22	WSW 46	W 76	W 61	WSW 40	W 37	WSW 31	WSW 33	W 29	W 28	W 22	W 22	825
19	SW 25	SW 29	SW 24	SW 23	SW 23	WSW 34	SW 29	SW 30	WSW 35	WSW 37	WSW 31	WSW 31	635
20	SSW 55	SSW 53	SSW 45	SW 36	SW 36	SW 31	S 24	S 21	S 19	S 17	SW 18	SW 17	806
21	SW 16	W 17	W 31	W 47	WSW 36	WSW 35	WSW 31	WSW 25	WSW 28	WSW 25	WSW 23	W 20	591
22	SW 1	SSE 2	S 6	SSE 8	SSE 7	SSE 12	SSE 8	SSE 11	S 11	S 6	SSW 10	SW 12	211
23	SSE 9	S 8	SSW 6	SW 4	S 0	S 0	E 0	ENE 9	ENE 9	E 15	E 13	E 11	197
24	E 18	E 25	E 24	E 26	E 18	ENE 11	NE 9	SE 17	S 24	SSW 22	S 18	SSE 28	361
25	ESE 13	ESE 17	ESE 7	E 7	ENE 7	E 16	E 17	E 19	SE 15	SE 27	S 23	SSW 29	409
26	WSW 11	W 5	W 3	WNW 2	NNE 8	NNE 12	NE 15	E 21	ENE 18	E 20	E 19	E 18	347
27	E 19	ENE 14	ESE 7	SSE 5	S 2	NE 6	NE 4	S 13	SSW 18	SSW 18	S 17	S 19	485
28	WSW 31	WSW 25	WSW 27	WSW 25	WSW 23	WSW 21	WSW 21	WSW 20	WSW 17	WSW 19	WSW 19	SW 18	628
29	SW 15	SW 21	SW 16	SW 17	SW 14	SW 16	SW 15	SW 16	SW 15	SW 14	SW 17	SSW 19	413
30	SSW 4	NE 3	S 3	SSW 7	S 6	E 8	ENE 5	ENE 5	NE 4	ENE 7	E 15	E 10	205
31	SE 3	SE 3	ENE 11	NNE 12	NNE 9	NE 20	NE 22	NE 21	NE 26	ENE 15	SE 15	SE 17	255

April

1	SSW 10	SW 9	S 7	ESE 6	SSE 10	SSE 10	SSE 11	E 16	SE 13	S 11	SSE 20	SSE 26	280
2	SSW 10	SSW 10	SW 7	NE 7	NNE 8	NNE 14	NE 18	NE 27	ENE 12	NE 13	NNE 13	ENE 11	267
3	WNW 12	WNW 14	WNW 10	NW 8	N 7	NNW 11	NNW 17	NNW 20	NW 22	NNW 23	NNW 20	NW 19	379
4	SE 6	S 6	NNE 5	ENE 6	NE 6	NE 8	ENE 2	W 5	W 16	NW 17	W 21	W 22	305
5	WSW 24	WSW 28	WSW 21	WSW 23	W 28	W 21	W 25	WSW 20	WSW 33	WSW 31	WSW 26	W 21	672
6	SW 12	SW 13	SW 14	SW 11	SW 7	S 9	E 9	S 10	SSW 12	SSW 18	SSW 16	SSW 15	295
7	SSW 9	SW 14	SW 19	SW 18	SSW 19	SW 17	S 19	SSW 21	SSW 31	SSW 34	SSW 37	SSW 35	324
8	SSW 17	SSW 20	SSW 25	SW 28	SW 36	SW 38	SSW 40	SSW 31	SSW 28	S 28	S 30	SSW 28	676
9	W 48	W 45	W 44	W 35	W 32	W 44	WSW 45	W 41	W 41	WSW 35	WSW 25	WSW 20	808
10	SW 18	SW 20	SW 15	SW 16	SW 14	SW 17	SW 16	WSW 11	WSW 11	W 16	WSW 14	WSW 21	486
11	SW 18	WSW 16	SW 22	WSW 16	SW 24	WSW 19	SW 17	SW 16	WSW 13	W 13	W 10	WNW 10	499
12	ESE 6	SSW 9	SW 16	SW 11	SSE 15	SSW 24	SSW 23	SSW 16	SSW 12	S 10	WSW 13	SW 11	281
13	SSW 16	SW 13	SSW 17	SSW 23	SSW 23	SSW 19	SSW 15	SSW 19	SSW 24	SW 21	WSW 29	W 28	414
14	WSW 16	SW 21	SW 14	SW 23	WSW 20	WSW 30	W 34	W 32	W 39	W 41	W 32	W 40	516
15	SW 9	SW 10	SW 10	SW 7	SW 10	WSW 9	W 6	W 9	W 13	W 16	W 13	W 12	437
16	WSW 17	SW 21	WSW 22	W 28	W 27	W 26	WSW 33	WSW 32	WSW 28	W 25	WSW 32	W 34	577
17	SW 15	SW 20	SW 16	SW 23	SW 21	SW 29	SSW 27	SW 21	SW 24	SW 19	SSW 17	SW 17	491
18	SW 33	SW 25	SW 24	SSW 25	SW 20	SW 20	WSW 19	S 18	SSE 22	SSW 28	SSW 29	SSW 28	677
19	SW 15	SSW 18	SSW 20	SSW 26	SSW 28	SSW 32	SSW 30	SSW 34	SW 21	SSW 22	SSW 32	SSW 28	614
20	SW 19	SW 19	W 15	W 19	WNW 23	W 27	W 32	W 36	W 31	W 25	W 26	W 22	550
21	SW 10	SW 12	SW 15	WSW 15	SW 9	SSE 10	SSW 16	S 13	S 19	SSW 24	SSW 26	SSW 25	322
22	SSW 35	SW 55	SW 72	SSE 42	SW 58	SW 45	SSW 54	SW 45	SW 22	SSW 19	SSW 32	SSW 37	935
23	WSW 17	WSW 21	WSW 12	WSW 6	WSW 6	WSW 7	WNW 9	WSW 13	WSW 8	WSW 5	WSW 1	SW 7	471
24	SSW 7	SW 19	SW 24	SSW 34	SW 35	SW 35	SW 39	SW 36	SW 32	SW 25	SW 24	SSW 22	471
25	SSW 12	SSW 12	SSW 12	SSW 12	SSW 15	SSW 8	S 5	SE 9	SE 11	SE 11	SE 10	SE 14	446
26	SSE 12	S 17	S 15	S 14	S 15	SSW 13	WSW 21	WSW 24	WSW 29	WSW 31	WSW 31	WSW 22	507
27	S 17	S 27	S 21	SSE 19	S 32	SSW 28	S 30	S 36	SSW 38	SSW 44	SSW 44	SE 34	554
28	S 22	S 24	SSE 35	SSE 37	S 29	SSE 25	SSE 23	SSE 18	SE 23	SSE 26	SSE 22	S 36	637
29	SE 20	SE 24	SE 26	S 16	SSE 17	SSE 21	SSE 20	SSE 24	SE 32	SE 38	ESE 41	ESE 46	555
30	SSW 14	S 18	S 13	S 15	S 10	SSW 15	S 30	SSE 27	ESE 21	SSE 32	SSE 35	SSE 38	627

Mai 1934. $h_a = 6.0^m$. **Stündliche Aufzeichnungen des Anemometers.**

Tag	Mittel	0^{30}–1^{30}	1^{30}–2^{30}	2^{30}–3^{30}	3^{30}–4^{30}	4^{30}–5^{30}	5^{30}–6^{30}	6^{30}–7^{30}	7^{30}–8^{30}	8^{30}–9^{30}	9^{30}–10^{30}	10^{30}–11^{30}	11^{30}–12^{30}
1	31.2	SE 42	S 50	S 44	S 44	SSW 51	S 43	SSW 55	SSW 35	S 32	SSE 20	SSE 19	SSE 23
2	19.9	SE 24	ESE 27	SE 18	SE 18	SE 18	SE 21	SSE 27	SSE 26	SE 16	ESE 19	ESE 10	ESE 7
3	16.2	E 10	ENE 17	NE 24	NE 21	NE 19	NE 21	NE 25	NE 10	ESE 22	ESE 22	ESE 17	S 16
4	15.0	SW 3	SW 10	W 7	N 4	NW 7	NW 2	NE 4	NE 11	NE 6	ESE 8	ESE 11	S 11
5	9.2	SW 13	SW 13	WSW 12	W 12	W 12	WNW 12	WNW 12	E 12	ESE 9	ENE 4	NE 5	E 8
6	13.0	NNW 21	NNW 18	N 13	N 15	N 15	N 15	N 12	N 18	NNE 11	NNE 10	N 11	N 9
7	27.0	S 19	S 17	SW 24	WSW 25	WSW 22	SW 31	SW 33	SW 33	SW 29	WSW 29	WSW 28	SW 35
8	10.0	WNW 18	WNW 18	WNW 20	WNW 20	WNW 20	WNW 21	WNW 21	WNW 21	WNW 12	NW 6	NE 1	NE 1
9	22.2	SW 29	SW 30	SW 30	SW 29	SW 33	SW 36	SW 31	SW 29	SSW 24	SSW 17	SSW 16	SSW 15
10	21.6	SSE 22	S 26	SE 25	SSE 24	ESE 31	SE 34	SE 30	ESE 31	SE 30	SSE 31	SE 23	SSE 22
11	11.5	NE 5	NNE 10	NNE 10	ENE 13	ENE 16	NE 19	ENE 16	NNE 13	NNE 14	NNE 7	E 5	ESE 6
12	9.4	SSE 12	SSE 11	SSE 12	NE 3	N 2	N 5	W 8	SW 9	SSW 15	S 11	SSW 15	SW 17
13	18.2	S 2	S 1	S 1	SW 9	SW 15	SW 14	SW 15	SW 8	SW 12	SW 19	SW 14	SW 11
14	42.2	SW 44	SW 48	SW 48	SW 43	SW 42	SW 49	SW 40	SW 45	SW 61	SW 47	SW 48	SW 49
15	17.8	SW 53	SW 44	SW 36	SW 22	SW 22	SW 20	SW 20	W 17	WSW 17	WSW 20	SW 16	SW 17
16	24.7	SW 30	SSW 30	SSW 28	S 19	S 21	S 25	S 27	SSW 32	S 32	S 24	S 25	S 27
17	9.2	S 23	S 12	SSE 13	SE 6	ESE 7	ESE 11	ESE 13	ESE 9	S 6	SW 6	WSW 9	WSW 7
18	21.0	NE 20	NE 15	NE 13	NE 13	NE 10	ENE 11	E 11	ENE 11	ENE 13	SE 18	SSE 19	S 25
19	21.8	SW 34	SW 34	SW 24	SW 20	SW 22	SW 14	SSW 14	SSW 16	SSW 16	SSW 19	SSW 27	SSW 32
20	19.6	SW 27	SW 30	SSW 29	SW 31	SW 33	SW 29	SW 26	SW 25	SW 20	SW 19	SW 15	SW 17
21	18.5	WSW 6	WSW 8	WSW 17	W 13	W 19	WSW 11	SW 10	WSW 12	SW 13	SSW 9	SSW 9	SW 18
22	19.7	SW 24	SW 23	SW 26	WSW 24	SW 24	SW 18	WSW 23	WSW 17	SW 16	SSW 11	SSW 14	S 13
23	19.3	SW 28	SW 28	SW 32	SW 27	SW 19	SW 21	SW 15	SW 9	SW 12	SSW 13	SSW 13	SSW 20
24	19.8	W 16	W 14	W 20	W 26	W 24	W 20	W 21	W 13	W 16	SW 16	SW 21	SW 26
25	27.0	SW 34	SW 35	SW 34	SW 30	SW 27	SW 29	SW 24	SSW 25	SW 34	SSW 30	SSW 28	SSW 13
26	30.0	SW 38	SW 42	SW 46	WSW 46	WSW 41	WSW 40	WSW 39	WSW 36	WSW 33	WSW 34	WSW 35	SW 31
27	20.5	SW 39	SW 37	W 28	W 22	W 22	WNW 23	W 19	W 16	W 16	WSW 13	SW 15	SW 21
28	18.6	WSW 21	WSW 26	WSW 19	W 22	W 21	WNW 23	NW 15	N 7	W 7	WSW 6	S 10	SSE 17
29	18.6	WSW 33	WSW 27	WSW 28	WSW 26	WSW 25	WSW 27	WSW 24	SW 23	SW 24	SW 21	SW 20	SSW 18
30	13.2	SSW 12	S 15	SW 13	SW 10	SW 17	WSW 12	WSW 10	WSW 10	SSW 16	SSW 13	SSW 22	SSW 19
31	10.0	NW 10	NW 6	NE 5	NE 3	SE 6	SE 7	SSE 7	ESE 11	SSE 10	ESE 7	SSE 7	SSE 6

Juni

1	17.6	SW 26	SW 26	SW 21	SW 24	SSW 19	SW 22	SSW 11	S 9	SSE 8	ESE 6	ESE 5	SE 7
2	15.6	WSW 24	WSW 23	SW 23	SSW 6	SE 5	E 9	ESE 17	ESE 12	ESE 15	ESE 13	SE 10	SSE 11
3	12.2	WNW 8	ENE 6	SE 9	SSW 8	SSW 15	SW 11	WNW 3	NE 1	S 2	S 1	NNE 2	NNE 6
4	14.6	W 15	W 10	WNW 10	WNW 3	WNW 6	E 10	E 7	ENE 5	E 4	S 4	SSW 8	SW 14
5	14.5	WNW 19	W 17	W 17	W 23	W 19	W 14	WSW 11	WSW 7	W 7	SW 15	W 14	NNW 5
6	19.0	NW 12	N 3	SW 7	SSW 15	SW 21	SSW 24	SW 22	SW 21	SSW 20	S 16	SSW 14	S 15
7	15.2	WNW 21	W 13	W 10	SW 18	WSW 19	WSW 27	WSW 25	SW 25	SW 25	SW 18	SW 20	SW 16
8	7.2	E 2	SSE 2	S 4	SSW 6	WNW 7	NW 4	N 4	NNE 6	NE 1	SE 2	SSE 8	S 10
9	9.0	WSW 11	WSW 15	SW 18	SW 15	W 15	WNW 10	N 4	N 1	S 1	SSW 3	S 7	SSW 9
10	6.8	NNE 9	NNE 9	N 8	NNE 9	NNE 12	NNE 9	NE 4	NE 3	NNE 2	NNE 3	NNE 7	NNE 4
11	11.2	N 5	NE 3	NE 1	N 7	NNE 1	NNW 6	N 7	NNE 3	NNE 4	E 1	SSE 6	S 9
12	14.1	WNW 28	NNW 12	NW 5	NNW 2	W 6	WSW 11	WSW 10	W 9	W 12	WNW 10	N 6	NNE 9
13	10.9	NNE 21	NNE 15	NNE 16	NE 17	NNE 17	NNE 18	NE 14	NNE 12	NNE 8	NNE 6	ENE 2	NE 2
14	13.8	WNW 14	WSW 13	W 10	W 16	WSW 15	W 16	WNW 11	WNW 10	NW 4	WNW 8	W 11	WSW 12
15	21.3	NNW 18	NNW 13	NNW 18	WNW 16	WNW 25	N 14	NNW 27	NNW 22	NNE 22	N 14	N 20	N 28
16	19.9	NE 29	NE 30	NE 27	NE 30	NE 37	NE 34	NE 34	NE 36	ENE 33	NE 31	ENE 27	E 13
17	12.0	E 9	ENE 10	ENE 12	ENE 17	NE 14	NE 13	NE 17	NE 15	NE 8	NNE 4	SSE 6	SW 7
18	15.3	NNW 22	NNW 19	NNW 18	NW 16	NW 17	NW 17	NW 11	NW 9	WSW 5	SSW 6	SSW 10	SSW 13
19	33.5	WSW 32	WSW 30	WSW 29	WSW 35	SW 30	WSW 33	WSW 31	WSW 27	SSW 18	S 18	S 16	S 18
20	43.0	WSW 55	WSW 48	WSW 51	WSW 48	WSW 50	WSW 55	WSW 65	WSW 64	WSW 53	SW 47	WSW 67	WSW 45
21	19.0	SW 23	SW 20	SW 20	SW 20	SW 15	SW 15	SW 15	W 15	W 15	W 12	W 14	W 20
22	50.2	WSW 34	WSW 39	SW 39	SW 38	SW 40	SW 44	SW 44	SW 60	SW 63	SW 67	SW 64	SW 57
23	21.8	SW 45	SW 42	SW 41	SW 39	SW 37	SW 30	SSW 23	SSW 18	SSW 18	SSW 11	S 8	SE 8
24	11.7	SSW 23	SW 20	SW 14	SW 3	NE 1	W 2	NE 0	NE 5	E 2	E 3	ESE 5	ESE 7
25	15.7	SSW 11	SSW 14	SSW 12	SSE 14	ESE 15	SSE 25	S 14	SSE 4	E 7	SE 15	S 12	ESE 12
26	34.9	SSW 31	SSW 21	SSW 13	WSW 29	SW 44	SW 48	SW 36	WSW 39	SW 48	SW 34	WSW 29	SW 34
27	8.2	WSW 21	WSW 21	WSW 18	WSW 19	W 17	W 20	WNW 12	NW 13	N 5	W 4	N 3	SW 2
28	9.9	WSW 0	WSW 1	WSW 3	WNW 9	WNW 11	NW 8	NW 7	N 2	E 1	ESE 3	SSE 8	SSE 9
29	15.2	NNE 6	NNE 5	N 6	NE 2	NE 1	NNW 5	NNE 3	NE 7	NE 10	NE 12	NE 12	NE 8
30	34.4	NNE 31	NE 30	NE 24	NNE 26	NNE 25	NNE 28	NNE 29	NNE 29	NNE 31	NNE 26	N 30	NNE 36

Windrichtung und Geschwindigkeit (Kilometer pro Stunde). **Mai** Säntis

Tag	12^{30}–13^{30}	13^{30}–14^{30}	14^{30}–15^{30}	15^{30}–16^{30}	16^{30}–17^{30}	17^{30}–18^{30}	18^{30}–19^{30}	19^{30}–20^{30}	20^{30}–21^{30}	21^{30}–22^{30}	22^{30}–23^{30}	23^{30}–0^{30}	Summe
1	SSE 23	SSW 29	S 20	SSW 26	SSW 23	S 27	S 30	S 29	S 21	SSW 23	S 19	SSE 21	749
2	SE 14	SSW 23	S 26	SE 17	S 19	SE 19	ESE 19	ESE 24	ESE 21	ESE 25	ESE 23	SE 17	478
3	S 13	SSE 11	NNE 7	NE 12	NNE 17	N 14	NNE 16	NW 20	NNE 17	N 19	NW 11	WSW 8	389
4	SSW 38	SSW 41	SW 25	S 26	SSW 27	SSW 21	SSW 19	SSW 21	SW 18	SSW 13	SW 13	SW 13	359
5	SSW 9	S 8	S 8	SSE 4	NNE 2	NNE 5	N 6	N 5	NNE 5	NNW 11	NNW 14	NNW 20	221
6	NNE 10	NE 6	ENE 6	ESE 13	SE 15	SSE 9	SSE 13	ESE 14	SE 13	SE 15	ESE 15	SE 14	311
7	SW 36	SW 40	SW 38	WSW 21	WSW 29	WNW 17	W 22	W 19	W 37	W 24	WNW 16	WNW 18	647
8	SE 7	S 7	SSE 4	ENE 1	S 2	SW 0	SSW 1	ESE 2	E 4	E 11	SSW 20	SW 26	264
9	SSW 17	S 14	S 16	S 7	SSE 4	S 13	S 22	S 21	SSW 24	S 22	S 23	SSE 30	532
10	SSW 27	SSW 20	S 20	S 17	SSW 14	ESE 13	ENE 12	NE 20	NE 15	ESE 7	ESE 12	E 13	519
11	ESE 7	ENE 7	NNE 11	NNE 13	NNE 14	NNE 16	NE 13	NE 16	NE 15	NE 12	E 9	ESE 9	276
12	SW 17	SW 19	SW 19	SSW 14	ESE 6	SSW 7	WSW 6	WSW 1	E 1	SE 4	S 5	WSW 6	225
13	SW 22	WSW 16	WSW 12	SW 20	SW 29	SW 23	SW 25	SW 30	SW 25	SW 36	SW 38	SW 39	436
14	SW 55	SW 37	SW 37	WSW 29	WSW 39	SW 36	WSW 30	SW 28	SW 33	SW 37	SW 43	SW 45	1013
15	SW 14	SSW 8	SSW 7	SSW 7	SSW 6	S 7	S 4	S 5	S 8	S 16	S 15	SSW 27	428
16	S 22	S 24	S 24	SSW 23	SSW 25	SW 26	SSW 26	SW 24	SSW 21	SSW 21	S 15	S 22	503
17	S 3	S 4	NE 1	NE 2	NNE 3	NNE 7	NNE 6	NNE 10	NE 13	NE 16	NE 19	NE 16	222
18	S 30	SSW 31	ESW 26	SSW 28	SW 26	WSW 14	WSW 18	WSW 27	WSW 30	WSW 34	WSW 28	SW 32	503
19	SW 25	SSW 22	SW 17	SW 19	WSW 16	WSW 17	WSW 18	WSW 27	WSW 26	WSW 19	WSW 23	SW 22	523
20	S 13	W 10	W 16	WSW 13	WSW 11	WSW 16	W 10	WNW 9	WNW 15	W 15	W 23	W 19	471
21	SSW 15	SSW 19	SW 18	WSW 19	WSW 18	WSW 23	WSW 27	WSW 28	WSW 32	WSW 29	WSW 29	SW 31	433
22	S 15	SSW 14	SSW 16	SSW 17	SSW 21	SW 20	SW 25	WSW 22	WSW 22	W 20	SW 18	SW 30	473
23	SSW 18	SSW 25	SSW 17	WSW 20	WSW 18	W 17	W 15	WSW 10	WSW 19	WSW 19	W 29	W 20	464
24	SW 28	SW 26	SW 22	WSW 17	SW 16	W 10	WNW 15	W 14	WSW 21	SW 23	SW 24	SW 26	475
25	SSW 25	SW 22	SSW 24	SW 24	SW 22	SW 24	WSW 19	WSW 28	WSW 18	WSW 23	SW 29	SW 36	647
26	WSW 34	SW 28	WSW 18	WSW 19	WSW 21	SW 21	W 16	W 21	W 16	SW 24	SW 29	SW 36	744
27	SW 25	SSW 19	SW 23	WSW 14	WSW 14	W 12	NNW 7	NW 14	NNW 24	WNW 19	SW 26	SW 25	493
28	SSW 18	WSW 13	SSW 20	SSW 18	SSW 24	WSW 18	WSW 25	W 25	W 22	WSW 20	WSW 23	WSW 27	447
29	SSW 19	SSW 13	WSW 13	WSW 13	SW 12	W 7	WSW 6	SW 13	SW 15	WSW 15	W 13	SW 12	447
30	SSW 13	WSW 11	SW 8	SSW 12	WSW 9	SW 11	W 10	WSW 9	WSW 20	W 17	WNW 16	WNW 13	318
31	S 12	SSW 14	SSW 3	SSW 3	NNE 4	WSW 4	SW 13	SSW 21	SSW 19	SW 25	SW 29	SW 32	264

Juni

1	SSW 13	SW 15	S 12	S 10	SSW 7	WSW 18	SW 29	SW 27	SW 25	WSW 26	WSW 23	WSW 25	414
2	S 13	SSW 15	SSW 14	SW 19	SW 11	WSW 25	SW 22	SW 25	WNW 14	WNW 20	SW 14	SW 15	375
3	NNE 10	N 10	WNW 17	WSW 31	WSW 27	W 23	WSW 25	W 23	W 20	WSW 15	W 9	W 10	292
4	SW 13	WSW 10	SW 22	SW 23	SW 25	SW 25	SW 27	SW 26	WSW 22	WSW 17	W 16	W 22	350
5	NNE 8	NNE 20	N 16	N 15	N 9	NNE 29	NNE 22	NNE 12	N 12	N 10	NW 13	WNW 13	347
6	SSW 17	S 15	S 12	SW 17	WSW 15	WSW 27	WSW 33	WSW 42	W 35	NW 22	NW 16	WNW 15	450
7	WSW 17	WSW 13	W 8	WSW 19	W 12	W 9	WNW 14	W 12	WNW 6	WNW 5	NW 9	NW 2	364
8	S 9	SSE 9	S 11	S 10	SW 11	W 11	W 13	W 14	WNW 9	NNW 10	SSE 3	S 7	173
9	SSW 9	WSW 9	N 8	N 7	N 8	NNE 10	NNE 8	NE 8	NE 12	NNE 10	NNE 9	NNE 10	217
10	NNE 4	NNE 6	NNE 3	NNE 6	NNE 5	NNE 5	NE 7	NE 13	NE 15	NE 10	ENE 5	ENE 5	163
11	W 8	WSW 15	SW 23	SW 19	SW 22	SW 22	WSW 26	W 12	NNW 19	N 11	W 19	NNW 21	270
12	NNE 17	NNE 13	NNW 13	NNE 9	N 14	N 12	NNE 16	NNE 23	NNE 21	NE 27	NNE 26	NE 28	339
13	NNE 3	NNE 2	N 2	S 2	NW 4	N 9	NW 7	NW 16	NW 20	NW 15	WNW 19	WNW 15	262
14	WSW 14	W 9	WSW 12	WSW 13	WSW 11	WSW 17	W 25	WSW 22	WSW 19	W 27	WNW 10	NW 13	332
15	N 28	NNE 22	NNE 20	NNE 15	NNE 21	N 24	N 18	N 27	NNE 27	NNE 24	NNE 25	NE 25	511
16	ESE 14	ESE 8	ESE 9	ESE 7	E 6	E 11	ENE 6	E 6	E 8	ENE 8	E 18	E 15	477
17	SSW 7	WSW 10	WSW 8	S 8	SSW 3	NNW 6	W 7	W 16	WSW 22	WSW 22	WSW 25	WNW 21	287
18	SW 10	WSW 10	SSW 11	SSW 13	SW 14	WSW 15	WSW 29	WSW 22	WSW 17	WSW 22	WSW 19	WSW 22	367
19	S 13	S 12	SSW 16	SSW 30	SSW 27	SW 35	WSW 49	WSW 68	WSW 53	WSW 63	SW 56	WSW 62	803
20	WSW 42	WSW 40	WSW 36	WSW 39	WSW 45	WSW 40	WSW 30	W 22	WSW 22	WSW 23	SW 23	SW 23	1033
21	SSE 15	W 14	W 19	WSW 22	WSW 16	WSW 17	WSW 18	WSW 24	WSW 24	WSW 27	WSW 28	WSW 30	457
22	SW 52	SSW 55	SSW 48	SW 47	SW 55	WSW 53	WSW 43	SW 55	SW 55	SW 52	SW 52	SW 54	1204
23	ESE 8	ESE 11	SSE 12	SSE 13	SSE 14	S 12	SSW 15	S 22	S 22	SSW 24	SSW 31	SSW 26	524
24	SSE 10	SSE 11	S 18	S 14	S 8	S 11	S 15	SSW 17	SSW 17	SSW 18	SSW 32	WSW 27	281
25	ESE 11	S 14	ESE 11	ESE 10	S 36	SE 27	S 18	WNW 21	WNW 21	SSW 19	SE 18	SSE 15	376
26	SW 41	SW 35	WSW 52	SW 54	SW 43	WSW 29	W 26	W 36	W 36	W 31	W 29	W 28	838
27	S 2	S 2	SW 2	S 3	SW 3	SW 3	WNW 8	WNW 4	WNW 4	WNW 4	W 5	W 2	197
28	SSE 8	SSE 6	SSE 5	SSW 5	WNW 14	WNW 20	WSW 30	W 10	W 10	WSW 15	NW 10	NNW 11	238
29	ESE 15	ESE 26	E 31	E 22	NE 30	NNE 26	NNE 26	NNE 21	NNE 21	NE 21	NNE 23	NNE 24	366
30	NNE 40	NNE 31	NNE 36	NNE 40	NNE 42	NNE 46	NNE 44	NNE 39	NNE 39	NNE 43	NNE 39	NNE 39	825

Juli 1934 $h_a = 6.0^m$ **Stündliche Aufzeichnungen des Anemometers.**

Tag	Mittel	0^{30}–1^{30}		1^{30}–2^{30}		2^{30}–3^{30}		3^{30}–4^{30}		4^{30}–5^{30}		5^{30}–6^{30}		6^{30}–7^{30}		7^{30}–8^{30}		8^{30}–9^{30}		9^{30}–10^{30}		10^{30}–11^{30}		11^{30}–12^{30}	
1	23.7	NNE	34	NNE	37	NE	33	NNE	29	NNE	33	NE	29	NNE	34	NNE	32	NNE	30	NNE	25	N	19	NNE	19
2	10.3	NW	23	NW	16	N	18	NNE	9	N	15	N	15	N	14	NNE	16	NNE	11	NNE	8	NNE	2	ESE	4
3	17.0	W	15	WSW	15	WSW	21	WSW	15	WSW	21	W	18	WNW	14	W	12	WNW	5	WSW	6	SSW	10	SSW	15
4	16.4	WSW	23	WSW	27	WSW	33	WSW	36	WSW	31	WSW	36	WSW	29	WSW	28	WSW	19	SW	20	WSW	13	SSW	9
5	16.4	NNE	9	NE	9	ENE	2	S	3	S	11	WSW	14	WSW	9	W	3	SE	1	SSE	7	S	11	SW	14
6	29.7	SW	37	SW	38	SW	38	WSW	42	WSW	40	WSW	39	WSW	38	WSW	36	SW	37	WSW	37	WSW	33	WSW	28
7	12.0	WSW	18	WSW	15	WNW	16	W	14	W	13	WSW	22	WSW	11	W	5	WSW	5	SSW	6	SE	9	SSE	8
8	7.4	W	8	W	12	NW	13	N	14	NNE	18	NNE	19	NNE	13	N	8	NNE	4	NNE	4	E	6	ESE	8
9	7.5	NE	0	NE	0	N	2	N	6	N	8	N	6	N	6	NNE	4	NNE	2	SSE	4	S	4	S	8
10	20.6	SW	18	WSW	13	WSW	23	WSW	23	WSW	25	WSW	26	W	23	WSW	23	SW	17	SW	22	SSW	21	SSW	18
11	32.0	WSW	30	WSW	28	WSW	29	WSW	28	WSW	24	WSW	26	WSW	25	WSW	24	SW	31	WSW	39	WSW	37	WSW	32
12	43.5	WSW	37	WSW	43	WSW	45	WSW	39	WSW	35	WSW	32	WSW	34	WSW	28	WSW	35	WSW	39	SW	36	WSW	55
13	42.3	WSW	53	WSW	61	WSW	50	WSW	45	WSW	38	WSW	55	WSW	52	SW	46	SW	45	WSW	44	SW	39	WSW	44
14	21.8	WSW	32	W	23	WSW	28	WSW	30	WSW	31	WSW	25	WSW	31	WSW	22	WSW	18	WSW	14	SW	14	SSW	13
15	16.6	WNW	11	WNW	8	WNW	9	N	6	NW	10	WSW	21	W	12	WNW	14	NNW	16	NNW	15	NNE	20	N	17
16	10.7	N	28	N	20	NNE	18	NNE	14	NNE	15	NNE	13	NNE	12	NNE	18	N	16	NNE	18	NNE	15	NE	8
17	12.9	ENE	9	E	10	E	8	E	5	E	3	NE	10	NE	8	NE	8	NE	9	NE	7	E	4	E	4
18	39.3	WSW	34	WSW	42	WSW	46	WSW	50	WSW	53	WSW	55	WSW	55	WSW	43	WSW	40	WSW	40	SW	38	SW	33
19	20.7	WSW	35	WSW	26	SW	32	SW	34	SW	31	SW	31	WSW	23	WSW	22	SW	14	WSW	21	SW	18	SW	24
20	16.6	SSW	11	SW	10	SW	3	SE	11	ESE	19	SE	15	S	14	S	13	SSE	11	SSE	14	SSE	18	SSE	15
21	26.6	SW	28	SW	30	SW	23	SW	26	E	12	ESE	8	SE	13	ESE	23	ESE	27	ESE	44	SSW	35	SSW	31
22	18.3	SW	32	WSW	30	WSW	20	SW	11	SW	9	WSW	14	SW	15	SW	14	S	11	S	15	SSW	13	SSW	16
23	45.9	W	22	WSW	30	WSW	36	WSW	56	SW	43	WSW	48	WSW	54	WSW	54	WSW	60	WSW	57	WSW	59	WSW	43
24	26.2	WSW	33	WSW	31	WSW	34	WSW	25	WSW	23	W	15	WSW	24	W	19	WSW	25	WSW	26	SW	24	WSW	21
25	39.6	SW	31	WSW	31	WSW	52	WSW	68	WSW	59	WSW	52	WSW	44	WSW	43	WSW	41	WSW	44	WSW	42	WSW	43
26	35.3	W	16	W	15	W	15	W	13	W	15	W	20	W	23	W	19	WNW	16	SW	26	SW	31	SSW	30
27	38.2	WSW	61	WSW	68	WSW	65	WSW	58	WSW	65	WSW	62	WSW	61	WSW	62	WSW	73	WSW	70	WSW	61	WSW	56
28	46.1	WSW	49	WSW	46	WSW	47	WSW	44	WSW	49	SW	50	SW	51	SW	49	SW	44	SSW	39	SW	42	SSW	33
29	32.3	WSW	51	WSW	50	WSW	55	SW	55	SW	52	SW	57	SW	50	SW	44	WSW	42	SW	32	SW	26	SSW	20
30	21.2	SW	34	WSW	33	WSW	31	WSW	29	WSW	32	SW	31	WSW	25	WSW	19	SW	18	SSW	13	SSW	14	SSE	13
31	13.0	SW	19	SW	21	WSW	17	W	14	SW	9	SSW	8	S	10	S	7	ESE	8	S	8	S	11	SSW	13

August

1	25.4	WSW	30	WSW	24	WSW	38	WSW	34	WSW	34	WSW	37	WSW	30	W	22	W	28	W	22	W	26	W	22
2	24.9	SW	18	WSW	17	WSW	20	SW	31	SW	36	SW	42	SW	38	SW	31	SW	16	SSW	19	SW	21	SW	22
3	24.4	SE	11	ESE	14	ESE	9	ESE	19	ESE	32	SE	34	SSE	27	SW	18	SW	39	WSW	41	SW	16	SE	10
4	31.9	SSW	20	SSW	48	SW	22	SW	17	NNW	21	W	38	WSW	47	WSW	36	WSW	35	WSW	31	WSW	28	SW	23
5	16.8	WSW	27	WSW	20	WSW	20	WSW	20	WSW	19	WSW	19	WSW	18	WSW	18	WSW	18	WNW	14	NNW	6	W	4
6	26.9	SSW	31	SSW	35	SW	35	SW	44	SW	51	SW	49	WSW	39	WSW	43	SW	44	SW	39	WSW	31	WSW	18
7	23.7	ESE	24	ESE	20	S	34	SSW	40	SSW	33	SSW	26	S	28	SSW	24	S	18	SSE	12	SE	6	SSE	5
8	13.7	W	22	WSW	19	W	26	WSW	22	W	19	W	14	W	18	WSW	19	WSW	14	W	10	WSW	15	WSW	13
9	23.4	WSW	18	W	13	W	18	W	18	W	27	W	23	W	15	W	15	W	24	W	17	W	15	WSW	14
10	25.9	WSW	32	W	27	WSW	27	WSW	38	WSW	37	WSW	30	WSW	33	WSW	40	WSW	36	SW	39	SW	31	SW	23
11	12.8	WSW	13	WSW	15	SW	17	SW	19	SW	16	SW	17	SW	17	SW	11	SW	12	SSW	16	SW	12	SW	18
12	40.4	WSW	45	WSW	39	WSW	40	WSW	62	WSW	57	WSW	47	WSW	43	WSW	31	WSW	25	WSW	33	WSW	33	SW	25
13	33.6	SW	34	SW	38	SW	35	SW	28	SSW	27	WSW	27	SW	25	SSW	24	SW	21	SW	27	SW	26	SW	27
14	23.9	WSW	17	WSW	18	WSW	18	WSW	18	WSW	18	WSW	19	WSW	19	WSW	19	WSW	15	WSW	20	SW	28	SW	30
15	15.3	SW	16	SW	10	SW	13	SW	13	SW	13	SW	12	SW	12	W	12	NNW	10	N	5	N	14	N	11
16	22.8	NE	25	ENE	16	ENE	21	ENE	15	ESE	17	SE	10	SW	7	SW	11	WSW	13	WSW	13	SW	14	SSW	19
17	19.0	WSW	30	WSW	31	WSW	30	WSW	28	WSW	25	WSW	23	WSW	22	SW	18	WSW	11	SW	9	S	9	S	16
18	20.5	SW	24	WSW	21	SW	26	WSW	27	WSW	22	WSW	23	WNW	10	WNW	11	W	13	SSW	11	SSW	15	SSW	19
19	35.4	WSW	27	WSW	28	WSW	34	WSW	34	WSW	31	SW	34	WSW	30	SW	32	SW	33	SSW	30	SW	26	SW	26
20	38.3	NW	41	WNW	40	WNW	39	NW	36	NW	35	NNW	39	NW	40	WNW	43	W	40	W	33	WSW	30	SW	19
21	17.0	NW	32	NW	33	NNW	39	NW	39	W	29	W	25	WNW	21	W	11	SSW	12	S	11	S	7	WSW	10
22	6.8	W	10	W	7	W	9	W	7	NW	9	NW	3	NW	1	SW	2	SW	4	SW	4	S	6	SW	10
23	24.5	W	11	W	21	W	25	NW	29	W	23	W	17	WNW	10	WNW	13	NW	7	SW	10	SW	11	SSW	14
24	18.8	W	46	W	43	W	50	W	44	W	40	WNW	50	WNW	33	WNW	22	NW	11	W	9	W	10	WSW	7
25	12.5	SE	9	SE	9	SE	16	SE	14	SE	17	SSE	17	S	14	S	15	SW	12	SW	9	SW	10	WSW	6
26	17.4	NNE	13	NE	12	ENE	19	ESE	24	ESE	33	E	21	SE	12	SE	10	SE	13	SE	14	S	17	S	26
27	21.4	E	34	ENE	33	E	40	E	40	E	40	E	44	E	42	ESE	38	E	22	ESE	24	ESE	8	WSW	3
28	17.3	WNW	23	WNW	24	NW	25	W	24	WNW	23	NW	18	NW	26	NW	31	NW	23	NNW	22	NNW	27	NW	15
29	27.5	W	20	W	25	W	29	W	28	WSW	20	WSW	20	WSW	13	WSW	22	WNW	33	WNW	42	W	20	W	9
30	18.8	W	15	WNW	17	WNW	20	WNW	22	WNW	23	WNW	23	WNW	25	WNW	29	W	18	WNW	22	WNW	25	W	23
31	13.5	WNW	11	NW	8	WNW	25	NW	21	NW	29	NW	24	NW	13	WNW	0	NW	1	W	3	NNW	18	NNW	11

Windrichtung und Geschwindigkeit (Kilometer pro Stunde). Juli Säntis

Tag	12^{30}–13^{30}	13^{30}–14^{30}	14^{30}–15^{30}	15^{30}–16^{30}	16^{30}–17^{30}	17^{30}–18^{30}	18^{30}–19^{30}	19^{30}–20^{30}	20^{30}–21^{30}	21^{30}–22^{30}	22^{30}–23^{30}	23^{30}–0^{30}	Summe
1	N 17	NNE 17	NNE 15	NNE 22	N 15	NNW 15	NNW 18	NNW 19	N 21	N 24	NNW 17	NW 14	568
2	ESE 5	E 3	E 5	ESE 5	SSE 5	W 4	NW 4	WNW 11	WNW 13	NW 12	WNW 16	WNW 14	248
3	SSW 16	SW 20	WSW 17	W 26	W 17	W 20	W 18	W 20	W 19	W 17	WSW 21	WSW 30	408
4	S 9	S 8	SW 11	SSW 10	SSW 8	SW 9	SW 8	SW 9	W 10	WNW 4	NNE 4	ENE 0	394
5	SW 18	SSW 20	SW 22	SW 21	SW 21	WSW 22	WSW 23	SW 24	SW 27	SW 30	SW 33	SW 40	394
6	WSW 23	WSW 26	SW 19	SW 26	WSW 22	WSW 25	WSW 32	WSW 25	WSW 20	WSW 17	WSW 20	WSW 15	713
7	SSE 8	SSE 11	SSW 16	SW 14	SW 15	WSW 13	W 14	W 16	WSW 13	WSW 11	WSW 8	NW 8	289
8	SE 8	SSE 8	S 8	S 10	SSW 7	W 2	N 1	NE 2	N 3	NNE 1	NE 0	NE 0	177
9	SSE 11	SSW 12	SW 9	SSW 13	SW 15	W 8	WNW 8	W 11	WNW 6	WSW 8	SW 12	SW 17	180
10	SSW 18	S 18	SSW 16	SW 19	WSW 16	SW 21	WSW 23	WSW 27	W 16	WSW 20	WSW 19	WSW 30	495
11	WSW 29	WSW 31	WSW 41	WSW 32	WSW 34	W 45	WSW 38	WSW 40	WSW 34	W 32	WSW 28	WSW 32	769
12	WSW 57	WSW 57	SW 46	WSW 76	WSW 59	WSW 49	W 31	WSW 41	W 33	WSW 52	WSW 50	WSW 35	1044
13	WSW 56	WSW 66	WSW 42	WSW 42	W 34	W 34	W 24	WSW 30	W 27	W 19	WSW 35	WSW 35	1016
14	S 9	SSE 9	WSW 15	W 20	WSW 25	WSW 32	WSW 37	WSW 34	W 23	WNW 12	W 13	W 13	523
15	NW 26	N 16	NNW 20	WNW 20	WNW 27	WNW 14	W 30	W 24	NNW 13	N 16	N 17	N 16	398
16	NNE 6	NNE 3	NE 2	NE 2	NE 2	NE 2	NE 3	NE 7	NE 7	NE 9	NE 9	NE 10	257
17	SSE 7	SSE 10	SSE 10	SSW 11	SW 11	WSW 15	SW 23	W 24	SW 26	SW 29	SW 27	SW 31	309
18	SW 29	SW 34	WSW 35	WSW 40	WSW 40	WSW 36	WSW 36	WSW 35	WSW 36	WSW 25	WSW 32	WSW 36	943
19	WSW 19	SW 20	SW 13	WSW 12	W 16	NW 13	NW 32	NW 24	WNW 20	NW 10	NW 4	ESE 3	497
20	SSE 20	SSW 16	S 16	SSW 16	SSW 14	S 20	SSW 21	S 25	S 23	S 21	S 28	WSW 25	399
21	SSW 36	SSW 31	S 19	SSW 29	SW 27	SW 27	SW 36	SSW 38	SSW 22	SW 23	SW 24	SW 27	639
22	S 17	S 18	S 14	SSW 11	SW 12	SW 33	WSW 47	WSW 34	SSW 22	WSW 14	ENE 7	ESE 9	438
23	WSW 46	WSW 53	WSW 64	WSW 62	WSW 48	WSW 42	WSW 41	WSW 38	WSW 32	WSW 39	WSW 40	WSW 35	1102
24	SSW 16	SSW 16	WSW 29	WSW 46	WSW 47	WSW 34	W 21	W 14	WSW 25	WSW 41	WSW 35	WSW 24	628
25	WSW 43	WSW 31	WSW 28	WSW 35	WSW 39	W 30	W 33	W 25	W 30	W 31	W 28	WSW 28	950
26	SSW 26	SW 34	SW 34	SW 39	WSW 41	WSW 47	WSW 61	WSW 62	WSW 66	WSW 69	WSW 66	WSW 63	847
27	WSW 59	WSW 54	WSW 60	WSW 61	WSW 81	WSW 66	WSW 50	WSW 49	WSW 40	W 32	W 39	WSW 44	1397
28	SW 35	SW 33	SW 30	SW 35	SW 35	SW 40	WSW 57	WSW 63	WSW 58	WSW 61	WSW 57	WSW 60	1107
29	SSW 26	WSW 23	WSW 21	WSW 17	WSW 17	WSW 12	WSW 13	WSW 21	WSW 21	SW 20	SW 25	SW 25	775
30	SE 14	S 14	S 16	SSW 16	SSW 17	SW 17	WSW 20	WSW 19	WSW 19	SW 23	WSW 23	SW 20	510
31	SSW 12	S 8	S 9	E 3	SE 10	NNW 20	WSW 36	WSW 21	S 6	SW 5	WSW 14	WSW 24	313

August

1	WSW 29	WSW 35	WSW 39	WSW 36	WSW 25	WSW 20	W 16	W 13	WSW 11	SW 12	SW 14	S 13	610
2	SW 24	SW 25	WSW 23	WSW 15	SSW 18	SW 22	WSW 38	WSW 38	WSW 30	SW 26	SW 16	S 12	598
3	SE 14	SSE 30	ESE 25	ESE 24	SE 24	SSE 23	S 31	SW 38	SW 35	SSW 32	SW 18	SSW 22	586
4	SW 35	SW 43	SW 39	SW 32	SW 35	WSW 37	WSW 27	WSW 22	WSW 30	WSW 38	WSW 31	W 26	767
5	WSW 3	SW 3	SSW 3	SW 7	SW 10	SW 16	WSW 18	SW 27	SW 27	SW 28	SW 30	SW 29	404
6	SW 21	SW 20	SW 24	SW 23	SW 19	WSW 15	W 14	WNW 9	WNW 4	N 5	ESE 11	ESE 22	646
7	ESE 8	SW 32	WSW 19	WSW 10	WSW 20	W 24	WNW 11	W 13	SW 15	WNW 13	WNW 18	WNW 21	489
8	W 9	W 6	W 10	WNW 13	W 8	WNW 8	NW 7	NNW 10	NNW 11	NW 11	WNW 7	W 18	329
9	W 12	WSW 20	WSW 21	WSW 27	WSW 32	WSW 37	WSW 42	WSW 39	WSW 30	WSW 38	WSW 21	WSW 26	562
10	SSW 20	SW 17	SSW 19	SW 16	SW 19	SW 17	SW 21	SW 18	WSW 25	SW 20	WSW 20	SW 17	622
11	SW 18	SW 19	SW 20	SW 28	WSW 30	WSW 25	W 23	WSW 21	W 31	WSW 47	WSW 50	WSW 53	548
12	WSW 29	WSW 36	SW 48	SW 37	WSW 32	WSW 42	WSW 41	WSW 46	SW 46	SW 38	SW 41	SW 45	961
13	SW 23	WSW 21	SW 31	WSW 48	WSW 50	WSW 35	WSW 59	WSW 49	WSW 41	WSW 37	SW 46	WSW 29	808
14	WSW 29	SW 33	SW 43	WSW 43	WSW 35	WSW 34	SW 30	SW 23	SW 19	SW 17	SW 18	WSW 11	574
15	NNE 22	NNE 18	NNE 11	N 10	N 9	NNW 23	NNE 28	NNE 19	NNE 20	NNE 18	NE 22	NE 21	368
16	SSW 21	SW 35	SW 35	SSW 32	SSW 25	SSW 22	SW 32	WSW 38	WSW 39	WSW 30	WSW 28	WSW 31	548
17	S 20	SW 16	SW 13	WSW 14	WSW 14	WSW 18	WSW 17	WSW 20	WSW 18	WSW 14	SW 19	WSW 21	456
18	S 17	SW 17	WSW 19	WSW 20	WSW 16	WSW 18	W 23	WSW 26	W 31	WSW 24	SW 29	SW 32	494
19	WSW 30	SW 31	WSW 41	WSW 49	SW 44	SW 43	W 42	W 39	WSW 40	SW 43	SW 41	WSW 43	851
20	WSW 29	SW 25	WSW 22	SW 17	W 22	WSW 25	W 26	W 30	W 27	W 24	NW 32	NNW 26	740
21	WSW 15	SW 16	WSW 13	WSW 12	WSW 8	W 6	W 10	WNW 15	WNW 11	WNW 10	W 13	WSW 11	409
22	SW 10	SW 11	WSW 6	W 9	W 9	W 4	WNW 8	WNW 7	NNW 11	N 3	SW 6	W 8	164
23	SW 14	WSW 14	WSW 16	W 18	WSW 23	WSW 26	WSW 28	W 31	W 63	WNW 57	WNW 51	W 58	590
24	SW 4	WSW 3	NW 3	N 16	N 6	NNE 8	NE 5	NE 7	NE 9	NE 7	NE 3	ENE 6	451
25	W 9	WNW 12	SW 18	WSW 17	SW 19	SW 15	WSW 13	W 12	NNW 15	N 10	ENE 5	NNE 9	302
26	SE 18	SE 16	E 11	ENE 6	ENE 9	ENE 16	ENE 12	E 20	E 20	E 21	E 23	E 33	419
27	NNE 6	NNE 4	NE 2	NE 4	NE 7	NE 7	NE 7	WNW 16	NNW 20	NW 25	NW 20	WNW 30	514
28	NW 10	NNE 7	NW 6	WNW 5	WNW 7	WNW 7	W 9	W 16	W 16	W 17	W 18	WSW 16	415
29	WSW 19	NW 22	NNW 22	NW 59	NW 55	WNW 39	NW 28	WNW 30	WNW 34	W 33	W 22	W 18	662
30	WNW 24	WNW 23	W 20	WNW 13	WNW 13	W 13	WSW 10	SSW 12	SSE 18	S 14	SW 12	WNW 17	451
	NW 12	NW 14	N 9	NE 1	NE 7	NNE 14	N 23	N 19	NE 19	N 13	NNE 18	NE 11	324

September 1934. $h_a = 6.0^m$. **Stündliche Aufzeichnungen des Anemometers.**

Tag	Mittel	0^{30}–1^{30}		1^{30}–2^{30}		2^{30}–3^{30}		3^{30}–4^{30}		4^{30}–5^{30}		5^{30}–6^{30}		6^{30}–7^{30}		7^{30}–8^{30}		8^{30}–9^{30}		9^{30}–10^{30}		10^{30}–11^{30}		11^{30}–12^{30}	
1	10.4	NNE	11	N	11	NW	15	N	9	NNW	15	N	13	NNW	7	NW	10	NW	6	NE	4	E	2	S	5
2	15.2	N	18	N	11	NNW	15	N	16	N	10	N	7	NNW	11	N	18	N	10	N	6	N	15	N	12
3	18.4	NNE	16	NNE	11	NE	10	NE	14	NE	15	NE	12	NE	15	NE	13	NE	10	NE	19	NE	14	NE	4
4	16.1	NNW	26	NNW	19	NW	19	NW	21	NW	23	NNW	33	N	35	N	24	NE	21	NNE	12	NE	6	E	3
5	17.2	NNW	12	NW	18	NW	17	WNW	24	WNW	31	NW	27	NNW	27	NNW	22	NNW	19	NW	9	WSW	6	W	9
6	29.9	WSW	16	NW	44	NNW	40	W	21	WSW	23	W	30	W	23	W	23	W	22	W	21	W	21	W	23
7	31.8	W	50	WNW	53	WNW	59	WNW	58	WNW	53	WNW	45	WNW	31	WNW	26	WNW	21	WNW	22	WNW	23	W	24
8	18.4	N	22	NNE	22	NNE	12	WNW	12	WNW	20	WNW	22	WNW	22	NW	20	NW	19	WNW	14	WSW	13	SW	12
9	15.0	N	18	N	21	N	19	N	19	NNE	17	NE	19	NE	16	NE	8	NE	4	W	4	W	5	SSE	7
10	19.6	NW	23	NNW	35	NW	31	NNW	23	N	24	NNW	12	NNE	13	NNW	14	NNW	14	NNW	25	NNW	29	NW	22
11	16.7	E	23	E	24	E	25	E	28	E	27	E	27	E	33	ESE	28	ESE	22	SE	24	SE	13	SE	11
12	12.5	SSE	18	SSE	21	S	25	SSE	15	S	17	SSE	19	SSE	15	SE	11	SSE	10	SSE	10	SSE	9	SSE	10
13	8.5	SE	8	ENE	13	ENE	15	ENE	17	E	20	E	18	E	15	ESE	10	ESE	6	SE	7	SSE	5	SSE	5
14	11.4	SW	10	SW	4	WSW	4	W	7	WNW	11	WNW	20	W	18	W	25	W	23	W	22	WSW	13	WSW	15
15	5.2	WNW	5	WNW	7	WNW	1	WNW	2	W	1	W	2	ESE	4	S	2	WSW	2	WSW	4	SSW	9	SW	9
16	8.0	W	11	WNW	10	NW	11	N	10	N	16	NNW	13	WNW	10	W	5	SSW	5	WSW	4	WSW	6	NNW	11
17	15.1	WNW	14	WNW	13	NW	14	NW	15	NW	19	WNW	22	NW	22	NW	18	W	17	WSW	10	WSW	12	SW	13
18	13.4	WNW	25	W	19	WNW	20	NW	16	NW	16	NW	11	NW	4	SSW	3	SSW	3	SSW	3	SW	7	SW	15
19	19.6	SW	31	SW	29	WSW	17	WSW	15	W	8	SW	12	WSW	14	SW	14	SW	13	WSW	12	SW	11	SW	13
20	28.6	WNW	21	WNW	27	W	35	W	35	W	32	W	34	W	30	W	31	W	25	W	17	W	17	WSW	21
21	24.2	W	39	W	34	W	32	W	34	W	35	W	33	W	30	W	28	W	28	W	21	W	21	W	15
22	20.9	WNW	39	W	28	WNW	30	WNW	26	WNW	26	WNW	19	WNW	18	W	22	W	10	WSW	9	WSW	13	WSW	13
23	44.2	W	31	W	30	W	36	W	42	W	47	W	47	W	49	W	49	W	35	W	43	W	45	W	40
24	30.9	WNW	32	WNW	55	NW	51	W	44	W	42	WNW	42	WNW	40	WNW	33	W	30	WSW	23	WSW	25	WSW	20
25	29.8	W	36	W	41	WSW	34	W	35	W	33	WSW	36	W	38	W	38	W	39	W	41	W	35	WSW	28
26	27.9	WNW	31	W	30	WSW	28	W	16	W	22	W	24	W	29	W	35	W	36	W	31	WSW	21	WSW	21
27	17.5	WNW	52	WNW	50	W	44	W	42	W	30	WNW	30	WNW	22	NNW	16	N	8	S	1	SSW	3	SW	6
28	14.2	SSW	8	S	15	SSE	5	S	5	S	13	S	7	SSE	1	NE	3	SE	8	SSE	11	SSE	9	S	9
29	15.9	SW	13	WSW	11	SW	15	SW	20	SSW	18	SSW	23	SSW	19	SSW	23	S	19	S	19	S	14	SSW	15
30	12.7	NW	22	N	21	NNE	25	NNE	24	NE	23	NE	12	NE	16	E	4	ESE	5	SE	7	SSE	6	S	9

Oktober

1	25.7	WNW	21	W	29	W	35	W	34	WNW	32	WNW	35	W	35	W	35	W	30	WSW	30	WSW	25	WSW	22
2	14.3	W	28	WNW	16	WNW	18	NW	15	NW	9	NW	9	NW	5	W	4	SSW	5	SSW	7	SW	11	SW	15
3	25.9	W	16	WSW	7	SSE	14	WSW	14	WSW	22	WSW	18	WSW	23	SW	21	WSW	27	WSW	22	SW	20	WSW	34
4	22.4	WSW	26	WSW	16	WSW	21	WSW	17	WSW	21	WSW	19	SW	22	WSW	33	WSW	36	WSW	21	WSW	24	SW	20
5	30.7	WNW	41	WNW	38	W	35	W	27	NW	30	NNW	30	W	32	W	32	WNW	33	WNW	26	W	19	W	22
6	15.8	W	15	W	15	W	15	W	18	WNW	18	W	20	W	20	WNW	20	WNW	26	WNW	23	WNW	28	W	20
7	24.5	N	4	N	9	N	5	N	7	NNE	8	NE	12	ENE	13	ENE	26	ENE	25	E	31	ENE	31	ENE	34
8	18.3	E	39	ENE	40	E	35	ENE	33	E	32	E	32	E	30	E	21	E	21	SE	14	ESE	8	SE	8
9	30.1	WNW	15	WNW	18	W	18	WNW	30	W	31	WNW	40	W	37	W	33	W	40	WNW	37	WNW	37	NW	33
10	9.9	WNW	11	WNW	3	NW	18	NW	22	NNW	16	NE	9	ENE	8	NE	19	NE	16	NNE	13	NE	8	NNE	10
11	18.7	ENE	8	ENE	8	NE	7	NE	15	NE	22	ENE	32	ENE	23	ENE	17	ENE	17	NE	23	NE	22	NE	17
12	23.2	N	15	NE	15	NE	15	NE	16	NE	16	NW	17	NNW	17	NW	17	NNE	19	NNE	15	NE	16	NNW	13
13	35.4	WNW	44	WNW	49	NW	48	WNW	46	WNW	45	WNW	45	W	41	WNW	36	WNW	32	W	32	W	35	W	31
14	59.2	NW	19	N	23	N	29	N	33	W	34	WNW	36	NW	43	W	46	W	43	WNW	52	WNW	48	NW	53
15	39.0	WNW	68	NW	57	WNW	40	WNW	36	NW	35	NW	31	WNW	33	W	55	W	37	W	33	W	37	WNW	59
16	17.6	NW	17	N	12	NNW	11	WNW	9	NNW	10	NW	13	NW	25	W	25	W	22	W	22	NW	28	NW	38
17	30.4	W	18	NW	27	NW	19	NW	23	NW	18	NW	22	NW	21	NW	30	NW	29	NW	30	WNW	24	W	21
18	19.5	NW	42	NW	41	NW	37	WNW	34	WNW	20	NW	18	NNW	15	NNW	22	WNW	21	NW	22	W	16	WNW	19
19	32.5	W	42	W	46	W	48	W	59	WNW	62	WNW	41	WNW	34	WNW	34	WNW	32	WNW	31	WNW	40	NW	33
20	17.1	W	12	W	10	W	8	W	16	WNW	18	WNW	28	WNW	21	NW	25	NW	23	NNW	20	N	15	N	8
21	15.4	NE	6	NE	1	NNE	3	NNE	1	NNW	1	NNW	0	NNW	0	NNE	7	ENE	11	SE	18	ESE	17	ESE	18
22	17.5	E	22	E	21	E	20	E	22	ESE	22	ESE	15	SE	10	SSE	6	S	3	SSW	7	WSW	10	WSW	14
23	24.9	WSW	22	WSW	30	W	24	WSW	27	W	30	WSW	24	SW	27	WSW	24	SW	24	SW	22	SW	20	SW	26
24	18.4	WSW	30	WSW	30	WSW	30	WSW	22	SW	53	SW	20	WSW	20	SW	19	SW	14	SW	10	SW	12	SW	13
25	13.3	SW	30	SW	15	SW	13	SW	9	SW	6	WSW	4	W	6	WSW	4	WSW	2	SE	9	S	11	WSW	13
26	25.0	W	24	W	23	W	23	W	22	SW	18	WSW	21	WSW	17	SW	20	SW	17	SW	20	SW	22	SW	24
27	28.7	WSW	35	WSW	31	SW	30	WSW	25	WSW	24	WSW	24	WSW	17	WSW	22	SW	19	SW	22	SW	22	SW	25
28	44.3	WSW	40	WSW	42	WSW	42	WSW	41	WSW	39	WSW	37	WSW	41	WSW	46	WSW	54	WSW	54	WSW	47	WSW	42
29	42.0	WSW	55	WSW	51	WSW	49	WSW	55	WSW	51	WSW	51	WSW	54	WSW	46	WSW	48	WSW	41	WSW	30	WSW	28
30	21.3	WSW	20	SW	22	WSW	24	WSW	18	WSW	16	WSW	20	WSW	19	SW	21	SW	11	SW	10	SSW	16	SW	18
31	36.7	WSW	19	WSW	15	SSW	19	SSW	23	SSW	24	SSW	29	SSW	31	SSW	35	SSW	40	SSW	41	SSW	31	SSW	41

Windrichtung und Geschwindigkeit (Kilometer pro Stunde). **September** **Säntis**

Tag	12^{30}–13^{30}	13^{30}–14^{30}	14^{30}–15^{30}	15^{30}–16^{30}	16^{30}–17^{30}	17^{30}–18^{30}	18^{30}–19^{30}	19^{30}–20^{30}	20^{30}–21^{30}	21^{30}–22^{30}	22^{30}–23^{30}	23^{30}–0^{30}	Summe
1	SW 7	S 12	WSW 8	SSE 4	E 5	E 7	ENE 11	NE 12	NNE 21	NNE 20	NE 17	NNW 18	250
2	NNW 12	NNW 16	NW 14	NW 17	N 16	NNW 24	NNW 30	NNW 25	N 18	N 13	NNE 15	NNE 16	365
3	WSW 4	WSW 14	WNW 13	WNW 21	WNW 22	WNW 28	WNW 30	WNW 35	NW 34	NW 34	NW 28	NW 26	442
4	WSW 11	W 11	W 10	W 8	WNW 11	NW 15	NNW 15	NNW 17	N 12	NNW 10	NNW 12	N 13	387
5	W 13	WNW 18	NW 25	NW 18	WNW 14	NW 13	NNW 17	NNW 17	NW 18	WNW 18	WNW 12	SW 10	414
6	W 26	W 23	W 24	W 29	W 25	W 41	W 45	WNW 37	WNW 35	WNW 40	WNW 38	W 47	717
7	W 29	W 24	W 22	WNW 22	WNW 20	WNW 23	WNW 24	NW 26	NW 24	NW 27	NW 31	NNW 26	763
8	WSW 13	W 15	WSW 16	W 16	WNW 20	NW 21	NW 25	NNW 22	NNW 23	NNW 22	N 17	N 21	441
9	SSE 7	WSW 8	SW 6	SSW 3	NE 5	NE 12	NE 25	ENE 19	NNE 10	W 24	WNW 47	WNW 36	359
10	NNW 20	NNE 14	NE 14	NE 18	NE 18	NE 19	ENE 13	NE 25	NE 16	NE 13	ENE 17	ENE 19	471
11	SE 12	E 8	E 8	SE 10	E 14	ENE 10	ENE 5	ENE 6	SSE 12	SE 9	SE 14	ESE 14	402
12	SSE 11	S 11	SSE 7	ESE 6	E 6	E 8	E 19	E 16	ENE 12	E 10	ESE 8	E 6	300
13	SW 4	WSW 5	WSW 4	SSW 5	S 4	S 6	SSE 4	SSE 7	E 5	S 5	SSW 9	SSW 8	205
14	WSW 11	WSW 11	WSW 9	W 5	W 8	W 6	WSW 8	W 8	SW 9	WSW 10	WNW 9	WNW 8	274
15	SW 11	S 6	SW 8	SW 7	WSW 4	W 1	W 3	WSW 4	W 5	W 5	WNW 10	W 12	124
16	SW 4	SSW 3	S 2	E 3	ENE 9	E 13	ENE 7	N 11	NNE 10	N 5	E 6	WNW 8	193
17	W 11	W 14	SW 15	WSW 10	W 10	WNW 9	NW 14	NW 12	NW 15	NW 20	NW 20	NW 23	362
18	WSW 14	W 14	WSW 15	W 12	WNW 10	WNW 9	W 9	WSW 11	W 13	WSW 22	WSW 25	SW 25	321
19	WSW 10	SW 9	WSW 14	WNW 15	WNW 17	WNW 19	WNW 22	WNW 28	WNW 39	WNW 42	WNW 37	WNW 29	470
20	WSW 25	WSW 20	WSW 20	WSW 16	W 26	W 30	W 38	W 35	W 38	W 38	WNW 39	W 37	687
21	W 14	W 19	W 18	WNW 19	WNW 15	NW 17	WNW 24	NW 18	NW 12	WNW 19	WNW 25	WNW 33	580
22	WSW 17	WSW 17	WSW 14	W 18	W 18	W 22	W 23	W 25	W 19	WSW 24	WSW 25	W 27	502
23	W 30	W 30	W 35	WNW 49	WNW 56	WNW 55	WNW 60	WNW 54	W 49	W 49	W 49	WNW 52	1062
24	SW 15	W 16	WSW 17	WSW 15	W 23	W 27	W 27	W 21	W 25	W 31	W 30	W 38	742
25	WSW 21	W 20	W 16	NW 23	WNW 17	NNW 19	W 24	WNW 25	WNW 26	W 28	W 29	W 34	716
26	WSW 18	WSW 19	WSW 18	W 27	W 29	W 27	W 29	WNW 26	WNW 28	WNW 40	W 40	W 44	669
27	WSW 13	WSW 15	WSW 14	W 13	WNW 9	WNW 4	W 3	WNW 3	W 7	W 8	SW 14	SW 12	419
28	SSE 16	S 17	S 21	S 19	SSW 22	SSW 20	SW 27	WSW 25	SSW 26	SSW 25	SW 16	WSW 13	341
29	SW 15	SSW 17	WSW 18	W 13	WSW 14	SSW 5	SSW 9	WSW 8	W 10	W 15	NW 19	NW 29	381
30	SW 13	WSW 12	WSW 10	WSW 9	SW 9	W 8	WNW 7	WNW 7	WNW 9	WNW 13	W 14	WNW 21	306

Oktober

1	SW 16	WSW 21	SW 18	WSW 20	W 19	NW 23	NW 23	NW 25	WNW 21	W 24	W 24	W 20	617
2	SW 15	WSW 15	WSW 19	W 16	W 20	WSW 16	WSW 19	WSW 14	WSW 15	W 25	WSW 20	WSW 16	344
3	WSW 34	WSW 40	WSW 29	SW 23	SW 30	WSW 36	WSW 44	WSW 39	WSW 34	WSW 27	WSW 20	WSW 21	621
4	WSW 22	SW 8	S 13	SSW 17	SW 21	WSW 19	WSW 16	W 16	W 17	WNW 30	WNW 41	WNW 41	537
5	W 19	W 18	W 16	W 30	W 40	W 46	W 48	WNW 43	W 36	WNW 33	W 22	WNW 21	737
6	WNW 15	WNW 16	WNW 11	WNW 12	WNW 7	NW 18	NW 17	NNW 11	NNW 13	N 8	N 9	NNW 4	379
7	ENE 29	ENE 28	ENE 27	ENE 32	E 33	E 31	ENE 30	ENE 31	ENE 34	E 36	E 39	E 34	589
8	SE 7	SSE 7	S 6	SSE 12	SSE 15	S 15	SSW 16	SSW 19	WSW 8	NW 8	N 1	WNW 12	439
9	NW 32	WNW 35	WNW 39	W 31	W 32	WNW 30	WNW 34	WNW 34	WNW 21	NNW 24	NW 21	NW 20	722
10	NNE 8	NNE 9	NNE 5	NE 4	ENE 5	E 7	ENE 7	ENE 6	ENE 6	ENE 8	ENE 10	ENE 9	237
11	NNE 15	NNE 23	NNE 22	NNE 24	NNE 24	N 18	N 22	NNW 17	NNW 21	NW 17	NNW 20	N 15	449
12	NW 15	WNW 19	W 19	NW 24	WNW 28	WNW 30	NW 34	WNW 34	WNW 37	WNW 40	NW 42	NW 43	557
13	W 31	NW 34	NW 37	WNW 35	WNW 37	NW 39	WNW 27	NW 29	NNW 30	N 27	NW 19	NW 21	850
14	NW 65	WNW 65	NW 69	NW 79	NW 90	NW 95	NW 87	NW 78	WNW 75	WNW 92	NW 86	WNW 80	1420
15	WNW 51	WNW 40	NW 40	NW 41	WNW 41	WNW 43	WNW 37	NW 34	WNW 22	NW 13	WNW 23	WNW 24	936
16	NW 37	NW 22	W 18	W 11	W 12	N 23	N 15	NNE 8	N 8	N 9	N 11	W 17	423
17	WNW 21	WNW 23	NW 32	WNW 32	W 30	WNW 49	WNW 50	WNW 41	WNW 38	WNW 42	NW 41	NW 42	729
18	W 14	W 11	W 12	W 10	WNW 8	W 6	W 9	W 10	W 12	W 14	W 23	WNW 32	468
19	WNW 32	N 35	WNW 35	NW 32	NW 29	WNW 21	NW 18	WNW 20	WNW 15	WNW 17	WNW 13	W 12	781
20	NW 8	WSW 19	W 24	W 22	W 20	WNW 19	NW 17	NNW 17	N 21	N 16	NNE 14	NNE 10	411
21	E 15	E 24	E 17	E 24	ESE 23	ESE 25	ESE 27	E 23	E 25	E 28	E 29	E 26	369
22	WSW 20	W 19	W 21	WSW 18	WSW 22	SW 18	SW 26	SW 21	SW 21	SSW 19	SSW 21	SW 21	419
23	WSW 36	WSW 35	WSW 33	WSW 40	WSW 35	WSW 27	SW 15	SSW 17	S 9	SSE 11	W 19	WSW 24	597
24	SW 13	SW 10	SW 10	SW 10	SW 12	SW 15	SSW 20	SSW 18	SW 24	SW 20	SW 19	SW 22	442
25	SSW 15	SSW 15	SW 13	SW 15	SW 13	WSW 13	WSW 14	SW 16	SW 24	WSW 22	WSW 25	W 22	319
26	SW 23	SW 23	SW 21	SW 21	SW 20	W 22	W 33	W 37	W 36	W 38	WSW 40	WSW 34	599
27	SW 17	SW 16	SW 17	WSW 24	WSW 37	WSW 44	WSW 45	WSW 42	WSW 38	WSW 39	WSW 37	WSW 37	689
28	WSW 39	WSW 43	WSW 39	WSW 40	WSW 41	WSW 40	WSW 44	WSW 47	WSW 48	WSW 52	WSW 50	WSW 55	1063
29	WSW 37	WSW 48	WSW 44	WSW 42	WSW 37	WSW 42	WSW 45	WSW 36	WSW 37	WSW 30	SW 25	SW 25	1007
30	SW 25	SW 24	SW 23	SSW 25	SSW 20	SSW 26	SSW 27	SSW 24	SW 28	SW 23	SW 28	WSW 24	512
31	SSW 53	SSW 44	SSW 44	SW 45	SW 35	W 36	W 49	W 60	W 58	W 37	W 37	W 35	881

November 1934 $h_a = 6.0^m$ **Stündliche Aufzeichnungen des Anemometers.**

Tag	Mittel	0^{30}–1^{30}		1^{30}–2^{30}		2^{30}–3^{30}		3^{30}–4^{30}		4^{30}–5^{30}		5^{30}–6^{30}		6^{30}–7^{30}		7^{30}–8^{30}		8^{30}–9^{30}		9^{30}–10^{30}		10^{30}–11^{30}		11^{30}–12^{30}	
1	21.5	W	35	W	35	WSW	32	WSW	30	WSW	30	WSW	25	WSW	25	W	24	W	21	W	22	WSW	29	WSW	23
2	36.5	W	19	W	18	W	16	WNW	19	W	11	W	9	W	10	WSW	32	WSW	44	WSW	50	WSW	52	WSW	59
3	25.7	WSW	31	WSW	28	WSW	27	WSW	28	WSW	24	W	21	WSW	14	WSW	13	SW	12	SSE	14	SSW	18	SW	9
4	42.6	ESE	39	SE	37	SE	31	SE	51	S	56	SSW	64	SSW	62	SSW	57	SSW	62	SSW	48	SSW	45	SSW	43
5	47.4	SSW	33	SSW	37	SSW	35	S	31	S	28	SSW	30	SSW	29	S	34	S	30	SSW	51	S	49	S	37
6	41.1	SSW	43	SSW	38	SSW	43	SSW	39	SSW	39	S	31	SSW	37	S	34	SSE	33	SSE	31	SSE	42	S	37
7	20.2	W	23	WSW	31	WSW	31	WSW	26	WSW	30	WSW	22	WSW	17	WSW	11	WSW	7	S	10	S	9	S	9
8	14.4	SSE	21	SSE	25	SSW	18	SSW	19	SSW	15	SW	17	WSW	23	W	26	W	7	WSW	9	W	19	WNW	17
9	24.7	SW	15	SW	11	SW	10	SW	11	SW	13	SW	12	WSW	12	WSW	41	WSW	43	WSW	32	SW	30	SW	34
10	55.8	S	46	S	42	SSW	33	SSW	40	SSW	53	SSW	57	SSW	65	SSW	76	SSW	67	SSW	70	S	73	SSW	68
11	16.7	SSE	37	SE	29	SE	29	SSE	25	W	19	WSW	40	W	29	W	29	W	17	W	9	SW	5	W	5
12	7.6	SSW	8	SSW	6	SSW	8	SSW	7	SSW	9	SSW	11	SSW	10	WSW	11	WSW	7	WSW	10	WSW	13	WSW	15
13	15.2	SW	9	SW	7	SW	7	SW	7	SW	5	SSW	9	SSW	9	SSW	11	S	11	SSW	13	SW	16	SW	21
14	47.2	SSW	35	SSW	53	SSW	39	SSE	41	SSE	36	SSW	58	S	54	S	40	S	42	SSW	48	SSW	52	SSW	58
15	31.2	ESE	35	ESE	30	ESE	40	SSE	44	SE	47	ESE	37	SE	40	SSE	42	ESE	37	SE	36	S	41	SE	34
16	34.4	SSW	12	SSW	23	SSW	15	S	21	SSW	22	S	22	S	15	S	30	S	40	S	45	SSE	41	SSE	37
17	34.9	SSE	38	ESE	42	S	36	SSW	30	SSW	59	SSW	45	SSW	35	SSW	38	SSW	37	SSW	35	SSW	43	SW	37
18	12.2	SSW	26	SSW	27	SSW	21	SSW	21	SSW	21	SW	20	SE	16	SE	17	ESE	13	ESE	11	ESE	8	SE	11
19	4.0	WSW	0	W	0	W	0	N	1	NNE	0	N	1	N	12	N	19	N	14	NNE	13	N	11	NNE	6
20	19.8	SW	14	SSW	14	S	10	S	14	S	11	S	8	ENE	11	NE	13	E	12	E	20	E	15	E	9
21	40.7	ENE	35	ENE	38	NE	37	ENE	40	ENE	37	NE	36	NE	36	NE	37	NE	39	NNE	36	NE	44	NE	44
22	45.3	NNE	43	NE	59	NE	59	NNE	52	NE	55	NE	58	NE	59	NE	59	NNE	52	NE	53	NE	46	NE	45
23	29.6	NE	35	NE	33	NE	31	NE	30	NE	34	NE	37	NE	36	NE	33	NE	34	NE	29	ENE	28	ENE	29
24	10.2	NE	24	NE	19	ENE	12	ENE	11	NE	12	NE	8	NE	9	NNE	8	NNE	4	NE	6	ENE	4	SSE	4
25	30.0	NE	23	NE	18	NE	23	NE	24	NE	30	NNE	36	NE	30	ENE	36	ENE	37	NE	38	ENE	32	ENE	28
26	17.1	ENE	27	ENE	20	ENE	21	ENE	17	NE	18	NE	16	NE	17	NNE	17	NNE	13	N	8	N	8	N	10
27	16.7	NW	25	NW	25	WNW	18	NW	24	NW	19	NW	17	N	14	N	10	NE	10	NE	10	NE	12	ENE	18
28	11.4	ENE	29	ENE	33	E	16	E	12	ENE	12	ENE	20	ENE	25	ENE	29	ENE	25	ENE	19	NNE	7	NE	7
29	8.6	NNW	6	NW	13	NNW	10	NNW	9	NNE	11	NNE	10	NE	8	NE	10	NE	8	E	6	SSE	6	S	2
30	4.5	NNW	6	N	6	NNW	4	N	1	NNW	2	NNW	7	NW	10	NNW	4	N	6	N	0	N	1	NNE	3

Dezember

Tag	Mittel	0^{30}–1^{30}		1^{30}–2^{30}		2^{30}–3^{30}		3^{30}–4^{30}		4^{30}–5^{30}		5^{30}–6^{30}		6^{30}–7^{30}		7^{30}–8^{30}		8^{30}–9^{30}		9^{30}–10^{30}		10^{30}–11^{30}		11^{30}–12^{30}	
1	10.5	N	5	N	7	NNE	7	NE	5	NNE	5	NNE	2	NNE	2	NNE	4	NE	1	NE	1	NE	1	SSE	3
2	50.2	WSW	32	WSW	30	WSW	37	WSW	41	WSW	49	WSW	47	WSW	52	WSW	50	WSW	55	WSW	56	WSW	48	WSW	50
3	38.2	WSW	71	WSW	68	WSW	53	WSW	43	WSW	29	WSW	26	WSW	30	WSW	34	WSW	34	WSW	34	WSW	48	WSW	42
4	33.9	WSW	35	WSW	31	WSW	26	WSW	26	WSW	30	WSW	35	WSW	40	WSW	45	WSW	30	WSW	45	WSW	36	WSW	29
5	34.4	WSW	32	SW	24	W	32	WSW	50	WSW	51	WSW	40	WSW	40	WSW	35	WSW	34	WSW	27	WSW	31	WSW	24
6	27.5	WSW	29	WSW	35	WSW	33	WSW	36	WSW	34	WSW	38	WSW	38	WSW	53	WSW	46	WSW	37	WSW	31	WSW	27
7	18.1	WSW	20	W	16	W	8	W	4	NNW	1	NE	6	SE	12	E	12	E	10	ESE	10	W	11	W	19
8	15.8	WSW	13	WSW	10	WSW	8	WSW	7	SW	8	SW	11	SW	11	SSW	9	SW	10	SW	16	SW	22	SW	30
9	12.5	WSW	15	SW	10	SW	11	WSW	15	SW	13	SW	6	SW	3	SW	6	S	11	SW	11	SW	14	SW	17
10	43.0	ESE	19	ESE	23	SSE	44	SSW	40	SSW	38	SSW	50	SSW	50	SSW	46	SSW	47	SSW	52	SSW	50	SSW	55
11	10.9	SSE	12	SE	16	SE	11	SSE	11	SSW	10	SW	3	SSW	4	WSW	8	W	8	WSW	4	W	4	W	1
12	20.1	S	20	SSW	21	SW	15	SSW	17	SW	17	SW	14	SSW	22	SSW	19	SSW	22	SW	23	SW	24	SW	21
13	28.0	SSW	21	SSW	24	SSW	21	S	22	S	15	SSE	26	SSW	26	S	22	S	33	SSE	31	S	33	SSW	32
14	35.0	SSW	36	SSW	35	SSW	27	S	28	SSE	25	SSE	22	SSW	30	SSW	24	SSW	38	SSW	42	SSW	35	SSW	38
15	24.0	SSW	41	SSW	46	SW	35	SW	37	SW	29	SW	33	SW	31	SW	20	SW	19	SSW	21	S	29	SSW	25
16	17.6	NNW	18	NNW	13	NW	18	NNW	19	NNW	19	NW	23	NW	25	WNW	21	WNW	21	WNW	18	W	13	W	13
17	5.2	WSW	14	WSW	12	WSW	10	WSW	8	SW	5	SW	4	ESE	2	ENE	0	E	8	E	4	ENE	6	NE	8
18	29.1	SE	1	S	1	S	3	SSW	5	SSW	9	SW	9	SSW	9	SW	13	SW	29	WSW	42	WSW	46	WSW	50
19	16.6	WSW	24	WSW	24	WSW	24	WSW	24	WSW	24	WSW	22	WSW	22	W	20	W	17	W	15	W	17	W	17
20	12.5	WSW	10	WSW	9	WSW	10	WSW	11	WSW	8	WSW	8	WSW	4	WSW	5	WSW	10	WSW	11	WSW	10	WSW	11
21	3.4	WSW	14	WSW	10	WSW	8	WSW	7	WSW	5	WSW	4	WSW	5	W	2	W	3	WSW	2	W	1	W	0
22	21.7	E	2	ENE	4	NE	3	ESE	5	E	8	NE	11	ENE	13	ESE	10	ESE	9	SSW	12	SW	27	SW	35
23	23.8	WSW	22	WSW	17	W	17	W	22	WSW	27	WSW	32	W	30	W	21	WSW	19	WSW	18	SW	29	WSW	32
24	7.2	WSW	17	WSW	17	WSW	14	W	12	W	11	WSW	11	WSW	8	WSW	6	WSW	5	WSW	1	SW	3	S	3
25	10.0	WSW	7	WSW	9	WSW	10	W	7	WSW	7	WSW	7	WSW	11	SW	15	WSW	16	W	13	W	12	WSW	12
26	23.7	WSW	15	SW	19	WSW	23	WSW	20	WSW	28	WSW	23	WSW	30	WSW	36	WSW	38	WSW	39	WSW	37	WSW	35
27	19.5	WNW	19	SSW	8	S	15	SSE	16	SW	12	SW	26	WSW	34	WSW	48	WSW	52	WSW	34	WSW	16	WSW	16
28	33.2	WSW	12	WSW	15	WSW	13	WSW	8	WSW	12	WSW	14	W	12	WSW	24	WSW	28	WSW	32	WSW	35	WSW	41
29	24.6	SW	28	SW	22	WSW	24	W	17	SW	12	W	35	W	41	W	42	W	41	W	43	W	42	W	34
30	8.0	WNW	17	WNW	20	W	11	W	14	WSW	11	WSW	10	W	7	WSW	11	W	6	WNW	3	NW	6	W	6
31	35.9	W	6	W	6	WSW	6	WSW	10	WSW	12	WSW	16	WSW	23	WSW	27	WSW	31	WSW	34	WSW	40	WSW	42

Windrichtung und Geschwindigkeit (Kilometer pro Stunde). November Säntis

Tag	12^{30}–13^{30}	13^{30}–14^{30}	14^{30}–15^{30}	15^{30}–16^{30}	16^{30}–17^{30}	17^{30}–18^{30}	18^{30}–19^{30}	19^{30}–20^{30}	20^{30}–21^{30}	21^{30}–22^{30}	22^{30}–23^{30}	23^{30}–0^{30}	Summe
1	WNW 14	W 11	W 5	W 6	WSW 23	WSW 20	WSW 22	W 10	W 16	WSW 19	WSW 21	WSW 20	516
2	WSW 51	WSW 42	WSW 44	WSW 44	WSW 49	WSW 42	WSW 47	WSW 46	WSW 47	WSW 45	WSW 44	WSW 35	875
3	SSW 11	SSE 17	SSE 25	SSE 28	SSE 32	S 31	S 32	S 35	SSW 40	S 46	SSE 36	SSE 46	618
4	SSW 43	SSW 43	SSW 41	S 40	S 41	S 38	S 29	SSE 32	S 38	SSW 33	SSW 24	SSW 25	1022
5	SSW 43	SSW 58	SSW 60	SSW 75	SSW 82	SSW 48	SSW 56	SSW 66	SSW 79	SSW 48	SSW 44	SSW 54	1137
6	SSW 50	S 46	S 63	SSW 67	SSW 47	SSW 55	SSW 56	SSE 35	SSW 36	SW 31	WSW 26	W 28	987
7	S 11	S 14	S 10	S 15	SSW 30	SE 35	ESE 33	SE 15	ESE 22	ESE 25	SE 27	SSE 23	486
8	WNW 12	WSW 12	W 10	WNW 14	WNW 17	WNW 11	WNW 7	WNW 6	WNW 6	WNW 6	W 13	WSW 15	345
9	SW 31	SW 21	SW 21	SW 20	SSW 20	SSW 20	SW 27	SSW 25	S 28	S 35	S 38	S 43	593
10	SSE 52	S 51	S 57	S 54	SSE 60	S 71	SSE 73	ESE 67	SSE 55	S 45	SSE 38	S 35	1340
11	SE 1	W 1	E 2	ESE 4	ESE 8	SSE 13	SSW 19	SSW 15	SSW 21	SSW 17	SSW 16	SSW 10	400
12	WSW 10	WSW 5	W 5	W 6	W 4	W 3	W 3	W 5	W 7	W 6	WSW 5	WSW 9	183
13	SW 22	SW 29	SSW 23	SSW 17	SSW 15	SSW 19	SSW 18	SSW 22	SSW 17	SSW 11	SSW 18	SSW 29	365
14	SSW 66	SSW 69	SSW 53	SSW 36	S 35	S 41	S 64	S 55	S 47	SSE 43	SSE 36	ESE 33	1134
15	SE 38	S 33	S 23	SSE 33	SSE 25	SSE 24	S 23	SW 9	SW 18	SW 24	SW 18	SSW 13	750
16	SE 36	SSE 41	S 36	SSE 37	SSE 38	SSE 56	SE 51	ESE 54	ESE 34	ESE 38	ESE 43	SSE 28	825
17	SSW 30	SSW 28	SSW 35	SSW 40	SSW 37	SSW 37	SSW 25	SSW 23	S 25	S 25	SSW 30	SSW 22	837
18	SSE 17	S 18	S 16	S 14	SSW 2	W 1	W 0	W 1	NE 2	NE 1	E 3	E 21	293
19	NNE 3	SW 1	NNW 1	N 0	NW 0	NW 0	NW 0	WNW 0	W 0	W 0	W 3	S 14	97
20	ENE 11	NE 19	ENE 15	ENE 19	ENE 22	ENE 28	ENE 31	ENE 36	ENE 37	ENE 37	ENE 35	ENE 17	476
21	NE 38	ENE 38	ENE 34	NE 35	NNE 36	NNE 37	NNE 46	NNE 50	NE 51	NE 52	NE 56	NNE 44	976
22	NE 43	ENE 39	ENE 37	NE 40	NE 37	NE 36	NE 38	NE 34	NE 37	NE 40	NE 33	NE 34	1088
23	ENE 23	ENE 20	NE 19	NE 23	NE 26	NE 22	NE 26	ENE 32	ENE 36	NE 36	NE 31	NE 28	711
24	SSW 5	W 5	SW 9	WSW 8	W 7	W 8	W 10	NNW 17	N 14	N 17	NE 13	NE 11	245
25	ENE 31	ENE 32	ENE 27	ENE 30	ENE 33	ENE 30	ENE 32	ENE 29	ENE 32	ENE 34	ENE 28	ENE 27	720
26	N 8	NNW 8	NNW 9	WNW 13	WNW 19	WNW 19	WNW 21	W 21	W 22	NW 26	NW 29	NW 24	411
27	ENE 16	E 14	SE 12	ESE 10	ENE 12	ENE 20	ENE 15	ENE 24	E 16	ENE 25	NNE 14	ENE 21	401
28	E 4	E 5	E 3	E 1	NE 3	NE 3	NE 1	NE 2	ENE 3	SSE 4	SE 7	SE 4	274
29	S 1	SSE 2	WSW 5	W 6	WNW 12	NNW 11	NNW 13	NNW 14	N 13	N 11	N 9	N 10	206
30	SSW 3	SSW 2	SW 4	SW 1	SW 2	N 0	NW 8	NNW 9	N 10	N 7	N 5	N 6	107

Dezember

1	SW 4	SW 5	SW 6	SW 7	SW 9	SW 15	SW 17	WSW 22	WSW 28	WSW 30	WSW 33	WSW 32	251
2	WSW 55	WSW 54	WSW 49	WSW 51	WSW 43	WSW 53	WSW 56	SW 46	SW 50	SW 57	SW 78	WSW 65	1204
3	WSW 39	WSW 33	WSW 32	WSW 30	WSW 40	WSW 40	WSW 40	WSW 36	WSW 30	WSW 31	WSW 27	WSW 28	918
4	WSW 31	WSW 29	WSW 31	WSW 27	WSW 26	WSW 26	WSW 35	WSW 40	WSW 43	WSW 45	WSW 39	WSW 34	814
5	WSW 28	WSW 25	WSW 22	SW 29	WSW 41	WSW 45	WSW 42	WSW 38	WSW 39	WSW 36	WSW 33	WSW 27	825
6	WSW 25	WSW 24	WSW 18	WSW 22	WSW 18	SW 19	SW 13	SW 12	SW 17	SW 16	WSW 20	WSW 20	661
7	WSW 24	WSW 33	WSW 43	WSW 37	WSW 28	WSW 27	WSW 24	WSW 19	WSW 18	WSW 14	WSW 21	WSW 17	434
8	WSW 38	WSW 32	SW 24	SW 27	SW 20	WSW 16	WSW 9	SW 6	S 11	SSE 14	SE 13	SSE 14	379
9	SSW 13	SSE 19	SE 17	SE 11	NW 13	ENE 5	E 11	ESE 18	SE 16	SE 14	SE 16	ESE 16	301
10	SSW 70	SSW 71	S 46	SSE 33	S 55	S 57	SSW 52	SSW 41	S 26	SSW 23	SSW 25	S 18	1031
11	SW 2	SSE 5	SE 8	SE 7	SSE 11	S 14	SSE 18	S 26	SSW 19	SW 20	SW 18	SW 22	262
12	S 20	SSW 15	S 9	SSW 19	SW 28	SW 24	SW 20	SSW 18	SSW 28	SW 25	SSW 18	SSW 23	482
13	SSW 38	SSW 36	SSW 28	SSW 27	S 34	SSE 30	SSE 29	S 26	S 27	S 28	SSW 28	SW 36	673
14	SSW 35	SSW 38	SSW 42	SSW 32	SSW 30	SSW 35	S 34	SSE 35	S 40	SSW 47	SSW 50	SSW 43	841
15	SW 30	SW 31	SSW 29	SSW 22	SSW 15	SSW 15	S 12	S 9	ESE 8	ENE 11	NE 13	NNE 16	577
16	W 12	WSW 17	WSW 18	WSW 19	WSW 19	WSW 16	WSW 20	WSW 16	WSW 18	WSW 14	WSW 17	WSW 16	423
17	ENE 4	E 5	NE 9	NE 2	NW 3	N 6	NNW 4	WNW 3	NNW 2	NW 2	NW 2	SE 2	125
18	WSW 50	WSW 53	WSW 45	WSW 57	WSW 49	WSW 36	WSW 24	SW 32	SW 31	WSW 40	WSW 34	WSW 30	698
19	W 15	W 14	WSW 15	W 16	WSW 14	WSW 10	WSW 11	WSW 12	WSW 10	WSW 9	WSW 12	WSW 11	399
20	SW 10	SW 10	SW 10	WSW 19	WSW 15	WSW 19	WSW 18	WSW 17	WSW 22	WSW 20	WSW 18	WSW 16	301
21	W 0	W 0	W 0	W 0	WNW 6	WNW 3	W 2	W 0	NW 2	N 3	NNE 2	NE 3	82
22	WSW 35	WSW 36	WSW 41	WSW 41	WSW 41	WSW 38	WSW 28	SW 30	WSW 27	WSW 21	WSW 24	WSW 21	522
23	WSW 35	WSW 32	WSW 30	WSW 27	WSW 22	WSW 24	WSW 21	WSW 19	WSW 16	WSW 20	WSW 18	WSW 21	571
24	SSE 7	SSW 7	SW 5	WSW 3	W 4	W 5	W 6	W 7	W 5	W 6	W 6	SW 5	174
25	W 12	W 9	W 7	W 8	W 10	W 11	W 6	W 8	WSW 11	WSW 11	WSW 12	WSW 10	241
26	WSW 39	SW 35	SW 23	SW 22	SW 10	WSW 9	W 13	W 15	NNW 14	N 11	NNW 20	WNW 16	570
27	WSW 16	WSW 14	WSW 10	WSW 12	WSW 20	WSW 15	WSW 15	WSW 15	WSW 12	SW 14	SW 16	WSW 13	468
28	WSW 55	WSW 53	WSW 55	WSW 53	WSW 47	WSW 47	WSW 48	WSW 46	WSW 40	WSW 39	WSW 33	SW 34	796
29	W 26	W 29	W 26	WSW 19	SW 20	SW 12	WSW 10	WSW 7	W 8	W 17	WNW 18	WNW 17	590
30	W 5	W 4	W 6	WSW 9	WSW 8	WSW 7	SSW 6	SSW 4	SW 6	SW 5	WSW 6	WSW 4	192
31	WSW 43	WSW 49	WSW 59	WSW 65	WSW 60	WSW 56	WSW 54	WSW 51	WSW 54	WSW 48	WSW 37	WSW 32	861

1934 **Häufigkeit der 16 Windrichtungen** (in Stunden). Säntis

	N	NNE	NE	ENE	E	ESE	SE	SSE	S	SSW	SW	WSW	W	WNW	NW	NNW	Calmen	Summe
Januar	42	47	60	68	39	27	18	29	24	30	140	107	57	18	18	20	0	744
Februar	20	60	141	94	14	4	4	5	11	49	49	138	53	14	8	8	0	672
März	4	6	40	53	44	18	15	22	32	56	139	186	89	23	5	3	9	744
April	7	12	12	7	8	8	35	57	80	129	120	103	109	12	7	14	0	720
Mai	16	24	36	12	10	34	26	28	71	97	190	109	52	22	9	7	1	744
Juni	36	89	45	12	20	22	9	23	45	53	101	116	65	39	24	19	2	720
Juli	27	36	22	3	11	13	8	18	33	49	118	292	66	20	14	9	5	744
August	14	15	18	11	14	17	18	7	18	30	159	205	105	58	39	17	1	744
September	34	17	33	14	28	9	12	25	24	24	38	81	171	113	57	40	0	720
Oktober	24	19	20	29	27	8	6	6	6	33	85	150	118	111	81	19	2	744
Novemb.	26	22	82	66	16	22	22	46	74	132	39	66	49	17	11	16	14	720
Dezember	5	7	12	6	8	10	13	20	31	75	98	347	74	13	9	9	7	744
Summe	255	354	521	375	239	192	186	286	449	757	1276	1898	1008	460	282	181	41	8760
id. in %	2.9	4.0	5.9	4.3	2.7	2.2	2.1	3.3	5.1	8.6	14.6	21.7	11.5	5.3	3.2	2.1	0.5	100%

Mittlere Windgeschwindigkeit (Meter in der Sekunde).

		N	NNE	NE	ENE	E	ESE	SE	SSE	S	SSW	SW	WSW	W	WNW	NW	NNW	Mittel
Januar	31 Tage	4.6	5.2	5.2	7.6	5.4	6.9	5.2	5.3	5.7	7.4	9.0	9.7	6.0	4.2	4.1	3.1	—
Februar	28 »	5.7	7.8	9.1	7.4	4.9	3.1	5.1	4.0	5.5	9.1	4.5	11.1	6.3	5.5	5.1	6.7	—
März	31 »	2.2	2.6	3.6	4.9	5.2	5.5	3.6	3.4	3.5	8.8	6.3	9.3	7.7	4.9	4.2	4.1	—
April	30 »	3.0	4.1	2.7	2.2	3.1	5.5	5.1	6.0	6.2	6.4	5.6	5.2	7.2	3.7	4.8	6.1	—
Mai	31 »	2.9	2.8	3.3	2.9	2.3	4.0	4.9	4.4	5.1	5.6	7.2	5.7	4.9	4.8	2.8	4.6	—
Juni	30 »	3.1	5.0	4.4	3.7	2.6	3.0	3.1	2.7	3.0	4.7	7.9	7.7	4.4	3.5	3.1	3.9	—
Juli	31 »	3.7	4.6	2.3	1.7	1.6	3.6	2.8	2.9	3.7	5.1	7.5	10.1	5.5	3.6	4.2	4.7	—
August	31 »	3.0	4.0	2.7	4.0	8.2	5.9	4.0	5.2	4.7	6.4	6.6	7.4	5.8	5.9	6.1	5.4	—
Septemb.	30 »	4.2	4.4	3.8	3.4	3.8	3.2	3.1	2.7	3.0	3.3	3.5	4.1	7.0	7.2	5.7	5.4	—
Oktober	31 »	4.2	3.5	3.8	5.6	7.4	5.4	3.1	3.0	2.6	6.8	5.4	8.4	7.2	9.0	9.0	4.6	—
Novemb.	30 »	2.5	6.8	8.0	7.3	2.5	8.5	7.6	8.9	9.0	9.7	4.3	7.5	3.7	3.8	5.6	2.3	—
Dezemb.	31 »	1.8	1.5	1.5	2.0	2.1	3.3	3.1	5.6	6.5	8.1	5.4	7.6	3.9	1.1	2.9	3.4	—
	Mittel	3.4	4.4	4.2	4.4	4.1	4.8	4.2	4.5	4.9	6.8	6.1	7.8	5.8	4.8	4.8	4.5	—

Monatsmittel der Windgeschwindigkeit (Meter in der Sekunde).

		1h	2	3	4	5	6	7	8	9	10	11	12	13	14	15	16	17	18	19	20	21	22	23	24h	Mittel
Januar	31 Tage	6.6	6.2	6.4	6.5	6.7	6.7	6.6	7.8	7.3	7.4	7.9	7.7	7.5	7.0	6.9	6.4	7.1	7.7	7.8	6.5	6.4	6.4	6.8	6.4	6.9
Febr.	28 »	7.7	7.6	7.4	7.7	7.6	8.1	8.4	8.4	8.4	8.6	8.4	7.7	7.9	8.3	8.2	8.6	8.4	8.7	8.4	8.1	8.1	8.1	7.7	7.9	8.1
März	31 »	6.5	6.4	6.2	6.5	6.6	6.9	7.1	7.4	7.2	7.0	7.3	6.7	6.8	6.4	6.5	6.2	6.1	6.5	6.2	6.2	6.5	6.7	6.8	6.8	6.6
April	30 »	6.8	6.7	6.6	6.6	6.2	6.0	5.5	5.1	5.0	4.9	4.9	4.7	4.6	5.4	5.4	5.8	5.6	5.8	6.3	6.3	6.5	6.5	6.7	6.7	5.8
Mai	31 »	6.4	6.4	6.2	5.7	6.0	5.9	5.8	5.3	5.3	4.7	4.7	5.1	5.0	5.2	4.7	4.4	4.5	4.8	4.4	5.0	5.3	5.5	5.8	6.3	5.3
Juni	30 »	5.6	4.9	4.7	4.9	5.1	5.4	4.8	4.6	4.2	3.8	4.2	4.1	4.4	4.4	4.7	5.0	5.2	5.7	6.1	6.5	6.0	5.9	5.8	5.8	5.1
Juli	31 »	7.5	7.5	7.7	7.6	7.6	7.8	7.4	6.8	6.6	6.8	6.5	6.2	6.5	6.4	6.8	7.1	7.0	6.9	7.5	7.4	6.8	6.5	6.7	6.8	7.0
Aug.	31 »	6.6	6.6	7.8	7.6	7.7	7.4	6.5	6.0	5.6	5.4	5.0	4.4	5.0	5.6	5.7	6.0	5.8	5.9	6.5	6.4	6.8	6.4	6.5	6.6	6.2
Sept.	30 »	6.5	6.7	6.5	6.2	6.4	6.2	5.8	5.8	4.5	4.2	4.0	3.9	3.9	4.1	4.0	4.2	4.4	4.8	5.5	5.4	5.4	5.9	6.2	6.5	5.3
Okt.	31 »	7.0	6.8	6.8	6.9	6.7	6.7	6.6	7.2	6.8	6.8	6.6	6.9	7.0	7.1	6.9	7.3	7.5	8.0	8.2	7.9	7.4	7.4	7.4	7.3	7.1
Nov.	30 »	7.1	7.4	6.6	6.7	7.0	7.2	7.1	7.8	7.2	7.2	7.4	7.0	6.7	6.7	6.5	6.8	7.2	7.2	7.6	7.3	7.5	7.3	6.8	6.9	7.1
Dez.	31 »	5.6	5.4	5.2	5.2	5.1	5.5	6.0	6.2	6.6	6.6	6.8	7.2	7.3	7.3	6.8	6.7	6.8	6.6	6.2	6.0	6.1	6.2	6.8	5.9	6.2
Mittel d. 365	Tage	6.6	6.6	6.5	6.5	6.6	6.6	6.5	6.4	6.2	6.1	6.1	6.0	6.1	6.2	6.0	6.2	6.8	6.5	6.7	6.6	6.5	6.6	6.6	6.7	6.4

1934 **Weg in Kilometern.** Säntis

	N	NNE	NE	ENE	E	ESE	SE	SSE	S	SSW	SW	WSW	W	WNW	NW	NNW	Summe
Januar	689	873	1124	1863	758	671	334	550	497	803	4532	3744	1233	275	268	226	18440
Februar	408	1674	4643	2490	248	44	74	72	219	1596	803	5516	1204	278	147	192	19608
März	31	57	514	944	826	359	195	267	404	1769	3175	6205	2463	406	76	44	17735
April	76	175	117	55	88	158	641	1242	1797	2987	2407	1925	2817	159	122	307	15073
Mai	170	238	430	127	84	488	461	447	1295	1943	4942	2244	910	379	91	115	14364
Juni	407	1594	707	136	185	240	101	222	504	893	2888	3204	1029	491	270	267	13138
Juli	364	597	182	18	63	170	81	189	435	900	3173	10628	1307	258	209	153	18727
August	153	215	176	158	411	358	257	132	308	695	3777	5433	2181	1226	851	331	16662
September	519	269	452	173	378	103	134	244	263	284	483	1187	4313	2919	1161	783	13665
Oktober	360	238	276	588	717	155	66	65	57	802	1657	4548	3081	3592	2627	314	19143
November	232	541	2361	1739	144	669	604	1479	2412	4618	610	1781	647	231	220	130	18418
Dezember	32	38	63	43	60	120	144	405	727	2199	1895	9507	1047	182	94	110	16666
Summe	3441	6509	11045	8334	3962	3535	3092	5314	8918	19489	30342	55922	22232	10396	6136	2972	201639
id. in %	1.7	3.2	5.5	4.1	2.0	1.8	1.5	2.6	4.4	9.7	15.1	27.7	11.0	5.2	3.0	1.5	100%

Maximale Geschwindigkeit (Meter in der Sekunde).

		N	NNE	NE	ENE	E	ESE	SE	SSE	S	SSW	SW	WSW	W	WNW	NW	NNW	Mittel
Januar	31 Tage	11.1	11.1	11.7	11.4	11.9	12.2	10.8	13.1	12.5	15.0	22.8	21.7	16.7	10.0	9.2	6.9	..
Februar	28 »	9.4	17.2	15.3	11.9	7.5	3.9	6.4	7.2	8.1	19.7	8.1	**26.7**	18.1	10.3	9.7	11.1	—
März	31 »	3.1	3.3	10.0	11.1	8.9	10.3	7.5	11.7	7.8	18.3	16.7	19.7	21.1	10.3	6.9	5.3	—
April	30 »	6.1	5.6	7.5	4.2	4.4	12.8	10.6	11.7	10.8	15.0	20.0	12.5	15.0	6.4	6.4	9.4	—
Mai	31 »	5.3	4.7	6.9	4.7	3.6	8.6	11.7	8.6	13.9	15.3	16.9	12.8	10.3	6.4	5.6	6.7	—
Juni	30 »	8.3	12.8	10.3	9.2	8.6	7.2	7.5	6.9	10.0	15.3	18.6	18.9	11.7	7.8	6.1	7.5	—
Juli	31 »	7.8	10.3	9.2	2.5	3.3	12.2	4.2	5.6	7.8	10.8	15.8	22.5	12.5	7.5	8.9	5.6	—
August	31 »	6.4	7.8	6.9	9.2	12.2	10.6	9.4	8.3	9.4	13.3	14.2	17.2	17.5	15.8	16.4	10.8	—
Septemb.	30 »	9.7	6.9	6.9	5.3	9.2	7.8	6.7	5.8	6.9	7.2	8.6	10.0	13.9	16.7	14.2	11.1	—
Oktober	31 »	9.7	6.7	6.4	11.1	10.8	7.5	5.0	4.2	4.2	14.7	12.5	15.3	16.7	25.3	26.4	8.3	—
Novemb.	30 »	5.3	14.4	16.4	11.1	5.6	18.6	14.2	20.3	20.3	22.8	10.3	16.4	9.7	5.8	8.1	4.7	—
Dezemb.	31 »	3.1	4.4	3.6	3.6	3.3	6.4	4.7	12.2	15.8	19.7	21.7	19.7	11.9	5.8	6.9	5.6	—
	Jahr	11.1	17.2	16.4	11.9	12.2	18.6	14.2	20.3	20.3	22.8	22.8	**26.7**	21.1	25.3	26.4	11.1	—

Monatsmittel der Windgeschwindigkeit (Kilometer in der Stunde).

		1h	2	3	4	5	6	7	8	9	10	11	12	13	14	15	16	17	18	19	20	21	22	23	24h	Mittel
Jan.	31 Tage	23.8	22.8	23.2	23.4	24.3	24.1	23.7	26.4	26.3	26.7	28.5	27.7	27.1	25.1	24.8	23.1	25.5	27.6	26.3	23.4	22.9	22.9	22.7	23.0	24.8
Febr.	28 »	27.9	27.2	26.5	27.9	27.2	29.3	30.1	30.1	30.4	30.9	30.8	27.8	28.4	29.9	29.5	31.1	30.8	31.4	30.1	29.1	29.3	29.8	27.7	28.4	29.2
März	31 »	23.5	22.9	22.4	23.5	23.7	24.7	25.5	26.5	25.8	25.1	26.4	24.0	22.6	23.2	23.3	22.6	21.8	23.5	22.5	22.3	23.5	24.0	24.6	24.4	23.8
April	30 »	23.8	24.0	23.8	23.6	22.2	21.5	19.7	18.4	17.9	17.5	17.6	17.0	16.5	19.3	19.6	19.0	20.1	21.0	22.8	22.7	22.7	23.4	24.0	24.3	20.9
Mai	31 »	23.0	23.3	22.5	20.6	21.5	21.4	20.9	19.0	19.2	17.1	17.0	18.3	20.1	18.7	16.8	15.7	16.3	15.8	15.9	18.0	19.0	19.8	20.9	22.7	19.2
Juni	30 »	20.2	17.7	16.8	17.7	18.5	19.4	17.8	16.4	15.1	13.8	15.0	14.9	15.7	15.6	16.9	18.1	18.6	20.6	21.9	23.8	21.6	21.4	20.8	20.8	18.2
Juli	31 »	27.1	27.0	27.6	27.6	27.2	28.1	26.7	24.5	23.6	24.6	23.4	22.4	23.3	23.2	22.6	25.5	25.1	24.7	27.1	26.8	23.6	23.5	24.2	24.6	25.2
Aug.	31 »	23.7	23.7	26.4	27.5	27.8	26.6	23.5	21.6	20.3	19.7	18.1	16.0	17.9	20.3	20.5	21.6	20.9	21.2	22.5	23.8	24.7	23.3	22.7	23.7	22.3
Sept.	30 »	23.8	24.2	23.3	22.2	22.9	22.4	20.9	19.2	16.5	15.2	14.3	14.0	14.2	14.6	14.5	15.0	15.9	17.3	19.9	19.5	19.3	21.3	22.4	23.5	19.0
Okt.	31 »	25.3	24.6	24.5	24.8	24.3	24.3	23.9	26.0	24.4	24.5	23.7	24.9	25.1	25.5	24.9	26.2	27.0	28.8	29.6	28.6	26.8	26.7	26.7	26.4	25.7
Nov.	30 »	25.7	26.8	23.7	24.2	25.3	26.1	25.6	28.0	26.1	26.1	26.6	25.3	24.1	24.1	23.5	24.5	25.8	26.0	27.5	26.3	27.0	26.2	24.5	24.8	25.6
Dez.	31 »	20.2	19.4	18.6	18.0	18.2	19.8	21.5	22.2	23.6	23.6	24.4	26.1	26.3	26.4	24.6	24.8	24.5	23.7	22.5	21.7	21.9	22.3	22.8	21.4	22.4
Mittel d. 365 Tage		24.0	23.6	23.3	23.5	23.6	24.0	23.3	23.2	22.4	22.0	22.1	21.5	21.8	22.2	21.8	22.2	22.6	23.4	24.0	23.7	23.5	23.7	23.7	24.0	23.0

Anhang

zum Jahrgang 1934 der

Annalen der Schweizerischen Meteorologischen Zentralanstalt

Ergänzende Beobachtungen und

Abhandlungen

Nr. 1.

W. Brückmann:

Uebersicht über den Witterungsverlauf in der Schweiz im Jahre 1934.

Übersicht über den Witterungsverlauf in der Schweiz im Jahre 1934

von **W. Brückmann.**

Das Jahr 1934 ist meteorologisch in erster Linie wegen seiner ungewöhnlichen Temperaturverhältnisse interessant: es ist für die Nordseite der Alpen und für die Berglagen das wärmste Jahr seit langer Zeit gewesen. In der Reihe exakter Temperaturbeobachtungen von Zürich, die bekanntlich bis 1864 zurückreicht, findet sich nur ein Jahr mit noch etwas höherem Wärmedurchschnitt, nämlich das Jahr 1868. Das bisher zweitwärmste der Zürcher Reihe, das Jahr 1921, ist jetzt von 1934 nicht nur erreicht, sondern leicht überholt worden. Von den Temperatur-Monatsmitteln des Berichtsjahres haben drei Viertel über den Normalwerten gelegen und zwar zum guten Teil — besonders April, Mai, September, Dezember — um sehr erhebliche Beträge, während die drei zu kühlen Monate nur kleine Abweichungen von ihren Normalen aufweisen.

Dies zeigt sich auch, wenn wir — wie seit einigen Jahren regelmäßig in diesen Uebersichten geschehen ist — die thermische Veränderlichkeit des Jahres betrachten, von der sich aus der Größe der Summe der Abweichungen der Temperatur-Monatsmittel von ihren Normalen ein Eindruck gewinnen läßt (vergl. Annalen 1929). Wir finden für das Berichtsjahr die Summe 18.2, was einen annähernd normalen Wert bedeutet. Er ist aber aus den Summen 16.4 für die positiven und 1.8 für die negativen Abweichungen zusammengesetzt, und dies besagt eben, daß an der Summe 18.4 überwiegend — zu 90 % — die positiven Abweichungen beteiligt sind.

Für die Alpensüdseite war das Jahr nur leicht übernormal warm. Auch hinsichtlich der Bewölkungs- und der Niederschlagsverhältnisse im Jahr 1934 ist zwischen Nord- und Südschweiz zu unterscheiden: für den Norden war das Jahr im Gesamt-Durchschnitt heiter und trocken, für den Süden eher trüb und reich an Niederschlag. So findet man in der Nordschweiz Ueberschüsse in der Sonnenscheindauer bis zu 230 Stunden (= ca. 13 %), bei Lugano dagegen ein Defizit von 63 Stunden (= ca. 3 %), ferner beim Niederschlag dort einen Ausfall um durchschnittlich etwa 15 %, hier ein Zuviel um 27 %.

Im nachfolgenden wird der Charakter und Verlauf der Witterung in den einzelnen Monaten in üblicher Weise geschildert.

Der Januar war für fast alle Teile der Schweiz etwas zu warm, zu trübe und etwas zu reich an Niederschlägen. Die posititen Abweichungen der Temperatur liegen vorwiegend zwischen 0.5° und 1°, die der Niederschlagsmengen zeigen örtlich sehr unterschiedliche Größe; in den östlichen Alpentälern und im Süden gab es auch Defizite gegenüber den Mengen, die für den Januar normal sind. Die Bewölkung war, die Südschweiz allein ausgenommen, überall zu groß, stellenweise um sehr bedeutenden Betrag, so z. B. um rund 20 % in Zürich, wo man 29 statt 18 trüber Tage zählte. Dementsprechend weist die Sonnenscheindauer überall nordwärts der Alpen Fehlbeträge, bis zu etwa 40 % der Durchschnittswerte, auf.

Während des ersten Monatsdrittels war Zentraleuropa überwiegend von einem Gebiet hohen Luftdruckes überlagert, das sich in der Hauptsache bandförmig von Spanien nach Rußland hin ausdehnte. In der Schweiz verzeichneten zumeist die Höhen heiteren, die Niederungen von Hochnebel bedeckten Himmel. Eine stärkere Unterbrechung dieser Verhältnisse brachte nur der 5., an dem durch den Vorübergang einer Depression im hohen Norden Europas allgemein starke Trübung bei uns und reichliche Niederschläge, meist in Form von Schnee, auftraten. Die Temperaturen, die in den ersten Monatstagen noch über den normalen gelegen hatten, sanken zwischen 7. und 11. erheblich darunter. Während der ganzen zweiten Dekade des Monats haben die vom Atlantischen Ozean her über das Nord- und Ostseegebiet hinziehenden Minima unsere Witterung bestimmt, was erhebliche Erwärmung, allgemein starke Bewölkung und tägliche, zum Teil von stürmischen westlichen und südlichen Winden begleitete Niederschläge zur Folge hatte. Die Schneedecke, die auch im Mittelland seit Mitte Dezember bestand, kam in dieser Periode zur Auflösung. Rasche Druckzunahme über West- und Mitteleuropa hat uns dann zwischen 21. und 26. wieder trockenes Wetter gebracht, mit heiterem Himmel in der Höhe und Nebelmeer über den tieferen Teilen des Landes, bei sinkenden Temperaturen. Leichtere Störungen, die diese Wetterlage namentlich von Nordosteuropa her erfuhr, ließen schließlich für die letzten Monatstage unsere Witterung wieder relativ mild, trübe und ziemlich niederschlags-

reich gestalten. Das Mittelland erhielt eine neue Schneedecke und der Säntis zwischen 27. und 29. einen Zuwachs der schon bestehenden um nicht weniger als 130 cm.

Mit fast durchweg unternormalen Temperaturmitteln, mit kleinen Bewölkungszahlen und geringen Niederschlagsmengen erinnert der diesjährige **Februar** in seinem Witterungscharakter an den gleichen Monat des Vorjahres. Allerdings war er hinsichtlich der Wärmeverhältnisse weniger extrem als der letztjährige. So weisen die Monatsmittel der Temperatur diesmal in den tieferen Lagen nördlich des Alpenkammes nur rund 0.5° bis 1.5° negative Abweichung auf (gegen 3—4° und selbst 5° im Vorjahr), und auf den Bergen wie im Tessin war der Monat sogar z u w a r m, dort um 2°, hier um 1°. — Die Niederschlagsmengen erreichten südlich der Alpen etwa die Hälfte, im Jura und in der NE-Schweiz ein Drittel, in den übrigen Landesteilen weniger als ein Fünftel der Normalbeträge. Stellenweise sind auch wieder, wie im Februar 1933, nur wenige Millimeter und selbst Zehntel eines Millimeters Niederschlag im ganzen Monat gemessen worden. — Die geringe Himmelsbedeckung zeigt sich in den bis auf ein Drittel des langjährigen Durchschnittes reduzierten Bewölkungszahlen, in der sehr kleinen Zahl „trüber" und der entsprechend großen Zahl „heller" Tage, sowie in einem Zuviel an Sonnenschein, das stellenweise 70 Stunden im Monat ausmacht (bis zu 80% übernormal).

Das Vorherrschen antizyklonaler Wetterlagen über Europa, und zwar insbesondere über dessen Nordwesten, war für den Witterungscharakter des Monats ausschlaggebend. Während der ersten Woche besorgte ein nach Süden gegen das Mittelmeer hin bestehendes Druckgefälle die Aspiration kalter Luft aus dem Osten des Kontinents, weshalb die Temperaturen im Schweizer Mittelland sehr niedrig lagen. Mit Ausnahme der beiden ersten Tage, an denen noch Schnee fiel, herrschte helles Wetter mit Morgennebeln. Vom 8. an war dann der Druckgradient gegen Süden kleiner, und die Temperaturen hielten sich nun bei uns bis zum Monatsende in der Hauptsache über den normalen. Während der zweiten Dekade des Februar hatten die Niederungen der Schweiz öfters Hochnebelbedeckung, während die Höhen dauernd hell blieben. Nach dem 23. hat sich dann der Hochdruck rasch aus dem Westen nach dem Südosten des Kontinents verlagert, und eine Rinne tiefen Druckes folgte ihm nach. Die Schweiz erhielt zunächst eine leichte Föhnlage, dann allgemein vermehrte Bewölkung und Niederschläge, diese erst im Tessin, dann — am letzten Monatstag — auch auf der Nordseite der Alpen, und zwar hier bis in die Niederungen herab in Form von Schnee. Entsprechend war der Temperaturrückgang von den vorangegangenen Tagen, die die wärmsten des Februar gewesen waren, zu diesem letzten Monatstag erheblich.

Nach den meteorologischen Mittelwerten war der **März** in West- und Südschweiz ein annähernd normal temperierter Monat und dazu niederschlagsreich, in Zentral- und Ostschweiz dagegen war er etwas zu warm und im ganzen relativ trocken. Hier zeigen die Temperaturüberschüsse Werte zwischen 1° und 2° an den Bergstationen, von weniger als 1° in den tieferen Landesteilen. Die Niederschläge haben in West- und Südschweiz die normalen Mengen um etwa das Doppelte übertroffen, im Osten dagegen nur ½—¾ von ihnen erreicht. — Ueberall im Lande weisen die Bewölkungszahlen zu hohe Werte auf, um ungleich große Beträge; stellenweise ist besonders der Ausfall an „hellen" Tagen beträchtlich. Am stärksten war die Himmelsbedeckung im Tessin. Dementsprechend finden wir südwärts der Alpen ein Defizit der Sonnenscheindauer von 75 Stunden, während bei den Stationen der übrigen Schweiz ein solches von 10—30 Stunden zu konstatieren ist.

Eine west-ostwärts über Mitteleuropa hinwegziehende breite Luftdruckrinne gab während der ersten Monatstage Anlaß zu kühlem, trübem Wetter mit Regen- und Schneefällen, die zum Teil erheblich waren (z. B. St. Moritz am Morgen des 1. März 48 cm Neuschnee). Nach vorübergehender Aufhellung am 5. und 6. brachte eine tiefe Nordseedepression neue Niederschläge. Vom Ende der ersten bis zum Beginn der dritten Monatsdekade haben dann Minima, deren Hauptzentren im Gebiet von England und der südlichen Nordsee lagen, die Witterung bei uns unbeständig gestaltet. Mehrfach wechselten Tage mit stärkeren oder schwächeren Föhneinwirkungen in unserem Land und solche mit Niederschlägen. Letztere erreichten größere Beträge auf der Alpennordseite namentlich am 12. (Lausanne und Chur je 35 mm), im Tessin am 12. und 20. (Locarno je 54 mm). Vom 23. an hat sich dann mehr antizyklonale Witterung bei uns geltend gemacht, da sich hoher Druck von Westeuropa her ausbreitete. Die Niederungen lagen nun meist unter Hochnebel, die Höhen meldeten vorwiegend heiteren Himmel.

Mit der Verlagerung des hohen Druckes nach Nordosteuropa erhielten vom 28. an auch die tiefen Lagen des Landes helles Wetter, wobei die Temperaturen, die schon seit dem 23. etwas übernormal waren, noch weiter anstiegen.

Der diesjährige **April** gehört für die Nordschweiz, insbesondere für ihren östlichen Teil, zu den wärmsten der letzten 70 Jahre, zugleich war er nördlich der Alpen fast überall arm an Bewölkung wie an Niederschlag. Die Abweichungen der Monatsmittel der Temperatur von den normalen liegen in der Westschweiz bei + 2°, in der Mittel- und Ostschweiz bei + 3° und darüber, und zwar gleicherweise auf den Höhen wie in den Niederungen. — Bei den Bewölkungszahlen fällt namentlich die relativ kleine Anzahl „trüber" Tage, also der sehr stark

bewölkten Tage, auf. -- Die Niederschlagsmengen gingen im Osten des Landes bis auf den außerordentlich geringen Betrag von ¼ des normalen zurück, während im Westen ½—⅓ der Durchschnittsmengen gefallen ist. -- Die Sonnenscheinregistrierung zeigt Ueberschüsse über die Normalwerte von zirka 30 Stunden in der Westschweiz und bis zu 75 Stunden in der übrigen nordalpinen Schweiz. — Für das Tessin war der April nur wenig zu warm, dazu sehr trübe (Defizit von zirka 50 Sonnenscheinstunden) und regenreich (gemessene Mengen fast doppelt so groß wie die normalen).

Während der ersten Woche des Monats April hatte die Schweiz, bei nordsüdlichem Luftdruckgefälle über Mitteleuropa, vorherrschend trockenes, heiteres oder wolkiges Bisenwetter. Eine flache, langsam ostwärts über den Kontinent hinziehende Depression brachte uns dann nach dem 8. unbeständiges Wetter mit Niederschlägen, anfangs auf der Südseite, dann auch auf der Nordseite der Alpen. Nach dem 13. trat darauf mit der Ausbildung einer Antizyklone in Nordost- und Osteuropa heiteres warmes Frühlingswetter (mit ungewöhnlich hohen Mittagstemperaturen am 17. und 18.) bei uns ein, doch folgten schon vor dem 20. wieder Tage mit stärkerer Bewölkung und später mit Niederschlägen. Letztere waren namentlich beim Vorbeigang einer Tiefdruckrinne zwischen 22. und 24. ergiebig, und zwar ganz besonders im Tessin. Bei wenig ausgeprägten Druckverhältnissen waren die letzten Monatstage dann wechselnd stark bewölkt ohne wesentliche Niederschläge. Um den 26. ist es da und dort zu Nachtfrostschäden an den Kulturen gekommen, insbesondere in den Weinbergen der nördlichen Kantone.

Auch der Mai dieses Jahres hat sich nordwärts des Alpenkammes durch Wärme, Trockenheit und vorwiegend geringe Bewölkung ausgezeichnet. Die Wärmeüberschüsse liegen zwischen 2° und 3°, auf den Bergen sogar noch etwas über 3°. — Die Niederschlagsmengen gingen im Westen und nördlich des Jura nicht über ⅓ der normalen hinaus, in Mittel- und Ostschweiz waren die Beträge größer, man findet hier solche bis zu ¾ des durchschnittlichen Maiwertes. — Die Himmelsbedeckung war vor allem in der westlichen Landeshälfte, aber auch fast überall im Zentrum und Osten der Schweiz, klein, und nur vereinzelt sind hier leicht übernormale Monatsmittel der Bewölkung zu konstatieren. Dementsprechend verzeichneten auch die Sonnenscheinautographen durchwegs Ueberschüsse, im Westen um 60—70, im Osten um 30—40 Stunden. — Für das Tessin war der Mai im Durchschnitt leicht zu warm, von geringer Bewölkung und von annähernd normalen Niederschlagsverhältnissen.

Am Anfang des Monats hatte sich eine breite flache Tiefdruckrinne über Europa entwickelt, die Witterung war bei uns wolkig und warm und es kam, nach vereinzelten Gewitterregen, zu stärkeren allgemeinen Niederschlägen, besonders am 4. und in geringerem Maße wieder am 8. Darauf folgte eine Periode antizyklonalen, meist heiteren Wetters, die bis zum 13. dauerte und in der die Temperaturen relativ hohe Werte erreichten. Nachdem ein von Skandinavien gegen Südosteuropa vordringendes Minimum einige wolkige Tage mit Gewitterneigung gebracht hatte, fiel zwischen 16. und 18. mit dem Vorübergang einer Tiefdruckrinne Niederschlag bei uns, der im Tessin ergiebig war und den ein beträchtlicher Temperaturrückgang begleitete. Die dritte Monatsdekade stand unter dem Einfluß hohen Luftdruckes über West- und Nordwesteuropa, dementsprechend ist sie bei uns ganz überwiegend heiter, trocken und warm ausgefallen. Nur zeitweise trat, namentlich in der zweiten Hälfte der Dekade, mit der Verflachung des Luftdruckes vorübergehend stärkere Bewölkung in unserem Lande auf.

Die meteorologischen Mittelwerte des Juni befinden sich im ganzen den normalen wieder näher, als dies im April und Mai der Fall war. Die Temperaturmittel liegen nordwärts der Alpen noch durchwegs über den normalen, am meisten in der Westschweiz, wo die positiven Abweichungen einen Grad übersteigen, am wenigsten in den zentralen und östlichen Teilen des Landes, wo sie nur wenige Zehntel des Grades ausmachen. — Die Bewölkungszahlen erscheinen bei den Stationen der West- und Südwestschweiz, sowie auf den Bergen leicht unternormal, sonst fast überall etwas zu hoch, vor allem in den östlichen Alpentälern. Entsprechend weist die Sonnenscheindauer in der Osthälfte der Schweiz leichte Defizite, im Westen und Südwesten etwas größere Ueberschüsse auf. — Die Niederschlagsmengen zeigen fast ausnahmslos ein Zuviel, dessen Betrag von recht ungleicher Größe von Gebiet zu Gebiet ist. — Für das Tessin ergibt sich nach den meteorologischen Mittelwerten der diesjährige Juni als etwas zu kühl und erheblich zu hell, aber als zu reich an Niederschlag.

Flache, unregelmäßig gestaltete Depressionen am Südrand einer von England nach Skandinavien ziehenden Antizyklone haben die Witterung der ersten Juniwoche in der Schweiz beiderseits der Alpen vorwiegend trübe und regnerisch gestaltet. Die Niederschläge fielen dabei mehrfach in Begleitung von Gewittern. Vom 8. an hat dann die Verlagerung des Hochdruckes südwärts in den Kontinent hinein und innerhalb dieses gegen Osten hin eine Periode mit antizyklonalem, meist heiterem warmem Wetter bei uns geschaffen. Nur am 11. und 12. fiel strichweise, im Zusammenhang mit Gewittern, und am 15. unter dem Einfluß eines kleinen Tiefs in der Ost- und Zentralschweiz einiger Regen. Der rasche Einbruch eines tiefen Minimums über England zur Ostsee hat dann zwischen 19. und 21. starke, von Gewittern eingeleitete Regenfälle in der Schweiz verursacht. Nach erneuter Aufhellung war schließlich die Witterung vom 24. an bis zum Monatsende stark veränderlich, wobei

namentlich am 25. sowie am 28. und 29. sehr große, von Gewittern begleitete Regenmengen bei uns niedergegangen sind.

Die meteorologischen Monatsmittel lassen den Juli als im Durchschnitt warm, hell und trocken für alle Teile der Schweiz erkennen. Bei der Temperatur finden wir die größten positiven Abweichungen (von 1½°) in der Westschweiz und in den höheren Lagen, etwas kleinere (1° und leicht darunter) in Zentral-, Ost- und Südschweiz. - Die Defizite beim Niederschlag waren im ganzen nicht sehr groß, die gefallenen Regenmengen machen fast ausnahmslos mehr als zwei Drittel der normalen aus. Das Tessin hat sogar Ueberschüsse zu verzeichnen, die in Lugano mehr als 50 % der durchschnittlichen Julimenge betragen. Der überall relativ geringen mittleren Himmelsbedeckung entsprechend haben die registrierten Sonnenscheindauern die normalen überall allein die Südschweiz ausgenommen - um Beträge bis zu 60 Stunden übertroffen.

Während des ganzen ersten Drittels des Juli standen West- und Mitteleuropa überwiegend unter dem Einfluß einer Antizyklone, deren Zentrum über England und der Nordsee lag. Daher hatte die Schweiz trockenes, heiteres Sommerwetter bei meist nördlichen bis östlichen Winden sowie mehr und mehr über das Normale ansteigenden Temperaturen. Nur am ersten Tag brachten die Ausläufer der durch Rußland südwärts ziehenden Minima der Ostschweiz zeitweise noch stärkere Bewölkung. Mit der Verflachung der Antizyklone ist dann, vom 11. an, eine flache, breite Tiefdruckrinne über Mitteleuropa entstanden, und an den nächsten Tagen fielen überall bei uns erhebliche, zunächst von Gewittern begleitete Niederschläge (z. B. Einsiedeln 50 mm am 15.), unter zunehmendem Rückgang der Temperaturen. Nach dem 16. hat dann mit erneuter leichter Hebung des Luftdruckniveaus wiederum heitere, trockene und warme Witterung bei uns Platz gegriffen, die bis zum 20. anhielt. Wie zu Beginn des zweiten, so wurde auch in den ersten Tagen des letzten Drittels des Monats eine flache Tiefdruckrinne, über den Kontinent hin ostwärts ziehend, für unsere Witterung bestimmend, so daß diese sich trüb und zunehmend kühler gestaltete, und starke, anfänglich wieder von Gewittern begleitete Regenfälle auftraten. Nach dem 25. sehen wir dann auf den Wetterkarten die Luftdruckverteilung über Europa schärfer ausgeprägt: hohem Druck über Spanien und Frankreich steht eine Tiefdruckzone über Nord- bis Ostsee gegenüber. Demgemäß nahm die Witterung in der Schweiz unruhigeren Charakter an, bei westlichen Winden wechselte die Himmelsbedeckung, doch sind nur wenige Niederschläge zu verzeichnen gewesen. Der 29. und 30. schließlich waren heitere Tage, am Nachmittag des 31. brachte uns der Vorübergang der Böenlinie einer atlantischen Depression Gewitterstörungen mit starkem Regen.

Für den August dieses Jahres sind überall in der Schweiz unternormale Monatsmittel der Temperatur festzustellen, ferner zu hohe Bewölkungszahlen und zu geringe Sonnenscheindauern, sowie zu häufige und zu reichliche Niederschläge. Die monatlichen Temperaturmittel liegen im allgemeinen ½° bis 1° unter den normalen, doch finden sich im Jura auch Abweichungen von rund 1½° und im Tessin solche von fast 2°. - Die Bewölkungszahlen haben in Zentral- und Ostschweiz die normalen bis um 20 % überstiegen; in der westlichen Hälfte des Landes war die durchschnittliche Trübung des Himmels allgemein kleiner. Die Sonnenscheinapparate zeichneten im Westen 25 bis 40, im Süden nahezu 60, im Osten bis zu 70 Stunden weniger Sonnenschein auf, als dem langjährigen Durchschnitt im August entspricht. - Beim Niederschlag sind, von vereinzelten geringen Defiziten abgesehen, Ueberschüsse von sehr ungleichem Ausmaß festzustellen, die größten Monatsmengen — von mehr als dem Doppelten der normalen kamen südlich der Alpen vor.

Eine breite flache Tiefdruckrine über Europa hat die ersten Monatstage in der Schweiz ungewöhnlich niederschlagsreich gestaltet. Namentlich am 3., 4. und 5. sind überall sehr große Mengen gefallen., so wurden z. B. in Glarus am Morgen des 4. 77 mm und am Morgen des 5. 45 mm gemessen, in Locarno am Morgen des 4. 161 mm (Gewitterregen). Einer kräftigen Aufhellung am 6. folgte von neuem unbeständige Witterung, wiederum durch flache über dem Kontinent entstandene Depressionen verursacht. Die Niederschläge, die in diesen Tagen fielen, lieferten besonders am Nachmittag des 9. und in der anschließenden Nacht in einzelnen Teilen unseres Landes recht große Mengen, teilweise in Form von Gewitterregen. Nach dem 10. hat sich dann eine Druckverteilung von deutlicher Prägung über Europa eingestellt, indem nunmehr hohem Druck über Frankreich ein ausgedehntes Depressionsgebiet über der Nordsee und südostwärts davon gegenübertrat. Demgemäß gestaltete sich die Witterung für die folgenden Tage bei uns veränderlich, kühl mit gelegentlichen Regenschauern. Der westliche Hochdruck breitete sich dann vom 15. an in den Kontinent hinein aus, womit eine Periode trockenen, warmen und überwiegend heiteren Wetters begann. Diese fand am Abend des 23. ihren Abschluß mit dem Vorübergang einer kräftigen Böenlinie, die überall in unserm Land starke Niederschläge, stellenweise unter Gewittererscheinungen und mit Hagelfällen, verursacht hat. Darnach wanderte das Hochdruckgebiet nordwärts, und unser Land kam mehr unter den Einfluß des über dem Mittelmeer gelegenen Tiefs und erhielt damit für die nächsten Tage trübes, kühles und teilweise regnerisches Wetter. Ein ausgedehntes tiefes atlantisches Minimum mit Kern nördlich von Großbritannien gab schließlich nach dem 28. Anlaß zu starker oder stark wechselnder Bewölkung bei uns mit Regenfällen und mit zunehmendem Rückgang der Temperaturen.

Der **September** war für alle Teile der Schweiz im Durchschnitt mild, heiter und trocken. Die Monatsmittel der Temperatur überstiegen das Normale um 1½ bis 2°, und auch die Tagesmittel sind sämtliche, mit Ausnahme der allerersten, zu hoch ausgefallen. Die Himmelsbedeckung war namentlich im Südwesten und Süden sehr gering (40 bis 60 Stunden Ueberschuß in der Sonnenscheindauer), aber auch in Ost- und Zentralschweiz im ganzen klein. Die gemessenen Niederschlagsmengen gingen in Süd- und Südwestschweiz bis auf 20% der normalen Septemberbeträge herab, in den andern Landesteilen waren sie zwar überall höher, aber doch noch vorwiegend unternormal. In einzelnen Gebieten, vor allem der Zentral- und Ostschweiz, findet man auch übernormale Monatsmengen, verursacht durch außerordentlich intensiven Regen, der hier am 9. gefallen ist.

Nachdem der Anfang des Monats unter dem Einfluß eines in den Kontinent hinein reichenden Depressionssystems trübe und regnerisch gewesen war, hat zwischen 2. und 8. hellere Witterung geherrscht. Nur in der Nacht zum 6. brachte uns eine Böenlinie starke gewitterige Störungen. Außerordentliche Wassermengen erhielten dann, wie schon erwähnt, besonders die Zentral- und Ostschweiz am Abend des 9. mit dem Vorübergang einer neuen Böenlinie. Am folgenden Morgen wurden zum Beispiel in Gersau 85 mm und auf Rigi-Kulm 201 mm gemessen, und es gab strichweise schwere Verwüstungen durch Murgänge. Auch am 10. hat es im Osten noch weiter geregnet. Vom 12. bis 19. waren dann antizyklonale Verhältnisse für die Witterung über dem Kontinent maßgebend, die Schweiz hatte wolkigen oder heiteren Himmel und, von einigen Gewittern (besonders am Nachmittag des 16.) abgesehen, keine Niederschläge. Ein Nordseeminimum gab am Nachmittag des 19. Anlaß zu beträchtlichen Regenfällen, während sich an den darauffolgenden Tagen die Depressionstätigkeit über der Nordsee hauptsächlich nur noch im stärkeren Wechsel der Bewölkung bemerkbar machte. Vom 26. bis zum Ende des Monats hat dann antizyklonales, überwiegend heiteres, trockenes und mildes Wetter bei uns geherrscht.

Mild, heiter und ziemlich trocken ist auch der **Oktober** ausgefallen. Die Abweichungen der Monatsmittel der Temperatur vom Normalen erreichten in der Nord- und Ostschweiz stellenweise ¡ 1°, sonst aber überall kleinere Werte; gelegentlich – so namentlich südwärts der Alpen – finden sich auch negative Abweichungen. Bei den Niederschlägen erscheinen die Monatsmengen der Süd- und der Südwestschweiz auf 40 bis 60% der normalen reduziert, die der andern Landesteile weisen kleinere negative und zum Teil auch positive Abweichungen auf (der Rigi hatte sogar einen Ueberschuß von nahezu 50% des langjährigen Mittels). Die Bewölkung war im Durchschnitt fast überall relativ gering, besonders im Süden und Südwesten, die Sonnenscheindauer dementsprechend zu groß, in Lugano um 70 Stunden, in Genf um 45, auf dem Säntis um 28, in Basel um 4 Stunden.

Nachdem die beiden ersten Tage des Monats heiter und sehr mild gewesen waren, hat uns eine tiefe über England nach Nordosten wandernde Depression bis zum 6. trübes, regnerisches Wetter bei frischen Westwinden gebracht, eingeleitet durch eine von starkem Regen im Tessin begleitete Föhnlage. Mit raschem kräftigem Druckanstieg kam unser Gebiet dann vom 7. an in antizyklonale Verhältnisse und erhielt damit nebliges oder helles, bei nördlichen Winden relativ kühles Wetter, das – am 9./10. beim Vorübergang einer Böenlinie unterbrochen – bis zum 13. andauerte. An den nachfolgenden Tagen gab ein sehr tiefes, über Nord- und Ostsee hinziehendes Minimum Anlaß zu starken Regen- und Schneefällen bei uns, mit lebhaften und zeitweise stürmischen westlichen Winden und erheblichem Temperaturfall. Die dritte Dekade des Oktober stand schließlich wieder unter Hochdruckeinfluß und war daher mild, trocken und überwiegend heiter oder neblig; nur an den drei letzten Monatstagen hatten wir allgemein bedeckten Himmel und es kam da und dort zu Niederschlägen.

Der **November** erscheint in den meteorologischen Mittelwerten als etwas zu kühl für die tieferen und etwas zu warm für die höheren Lagen der Schweiz, ferner als fast durchweg zu arm an Niederschlag bei etwas zu geringer Bewölkung. Die Abweichungen der Temperaturmittel des Monats betrugen im allgemeinen weniger als 1°, die positiven sowohl wie die negativen. Beim Niederschlag variieren die Ausfälle stärker: strichweise war – speziell im Osten – nur ⅓ bis ¼ der normalen Monatsmengen zu verzeichnen, sonst aber ⅔ und mehr. Nur Lugano meldete ein Zuviel, nämlich eine die durchschnittliche um fast das Dreifache übersteigende monatliche Regenmenge. Die Sonnenscheindauer wich an den meisten der mit Heliographen versehenen Stationen nur um kleinere Beträge vom langjährigen Durchschnitt ab.

Nachdem eine über Nordosteuropa gelegene Depression uns am 1. des Monats noch Regen und Schnee gebracht hatte, waren die nachfolgenden Tage unter dem Einfluß höheren Druckes trocken und im ganzen leichter bewölkt. Es entstand dann eine Föhnlage mit Regenfällen in der Südschweiz und hernach eine Situation, bei der – zwischen 6. und 17. – die Witterung bei uns durch ausgedehnte Tiefdruckgebiete über West- und Mitteleuropa bestimmt und daher von veränderlichem Charakter war. Mehrfach trat wieder Föhn auf, zeitweise – so besonders am 10. – von stürmischer Stärke auf den Bergen und in den Föhntälern, dann waren wieder, beim Vorübergang von Böenlinien, stärkere Regenfälle zu verzeichnen, besonders zwischen 6. und 11. Der Situation entsprechend hat während dieser Periode namentlich auch die Alpensüdseite häufige und

ergiebige Niederschläge erhalten. Nach dem 18. breitete sich ein Hochdruckgebiet von Westen her über den Kontinent aus und verursachte während der ganzen dritten Dekade des Monats trockenes, in den Niederungen zeitweise nebliges, sonst aber allgemein heiteres Wetter bei uns.

Der **Dezember** 1934 hat sich vor allem durch außerordentliche Wärme ausgezeichnet. Nordwärts der Alpen haben die positiven Abweichungen der Monatsmittel fast überall 4°, strichweise sogar 5° erreicht und überschritten, womit der Monat hier, mit dem von 1915, zum wärmsten Christmonat seit über fünfzig Jahren geworden ist. Auf den Höhen (Säntis), sowie in der Südschweiz betrug der Ueberschuß über das Normale zirka 2°. Auch die Tagesmittel der Temperatur sind nördlich der Alpen fast ausnahmslos zu hoch gewesen, und zwar an vielen Tagen um bedeutende Beträge. - Beim Niederschlag sind in West- und Südschweiz um 30 bis 70 % übernormale, in den übrigen Landesteilen dagegen annähernd normale Monatsmengen festzustellen, dazu überall eine etwas zu große Häufigkeit des Niederschlages. Die mittlere Bewölkung war durchwegs relativ groß, der Ausfall an Sonnenscheindauer am größten in der Südschweiz, sowie in den Berggebieten der Ostschweiz (Säntis 63 Stunden).

Der sehr einheitliche Witterungscharakter, den der ganze Dezember bei uns aufwies, erklärt sich aus der großen Konstanz einer und derselben Wetterlage, bei der hoher Druck über der östlichen, tiefer über der westlichen Hälfte Europas lagerte. Diese Situation begann mit dem Vordringen atlantischer Depressionen am 3. und 4., wobei der zentraleuropäische Hochdruck ost- und südostwärts zurückwich. Die Witterung, die am Anfang des Monats noch heiter gewesen war, gestaltete sich in der Folge mild, zeitweise föhnig, vorwiegend stark bewölkt, doch, von den ersten Tagen abgesehen, nicht sehr reich an Niederschlägen. Zwischen 15. und 21. waren die letzteren dann häufiger und ergiebiger. Von der dritten Dekade ist etwas stärkerer Wechsel der Bewölkung mit seltenerem Niederschlag hervorzuheben, bei andauernd relativ hohen Tagestemperaturen.

Zusammenfassung.

Das Jahr 1934 begann mit einem milden, im Norden der Alpen trüben, im Süden hellen Januar. Der nachfolgende Februar war auf den Bergen und in der Südschweiz zu warm, in den anderen Teilen des Landes kühl, dazu allgemein hell und sehr trocken. Im Frühling tritt namentlich der April hervor mit hoher Mitteltemperatur, Reichtum an Sonnenschein und Mangel an Niederschlag; nur für den Süden trug er, wie schon der März, trüben, nassen Charakter. Auch der Mai war auf der Nordseite des Alpenkammes von hoher Durchschnittstemperatur, sowie arm an Bewölkung und an Niederschlag. Im Hochsommer folgte auf vorwiegende Wärme und Trockenheit im Juli Kühle und Nässe im August. Unter den Herbstmonaten zeichnete sich der September allgemein durch Milde und ziemliche Regenarmut aus, insbesondere waren die Süd- und die Südwestschweiz sehr hell und trocken. Dieses letztere gilt auch für den Oktober, der überhaupt ähnlichen Witterungscharakter trug wie der September. Am Ausgang des Jahres verdient der Dezember besondere Erwähnung, indem er namentlich für die Niederungen der nordalpinen Schweiz einer der wärmsten Christmonate seit langer Zeit gewesen ist.

Monatswerte der wichtigsten meteorologischen Elemente 1934.

	Höhe m	Januar	Februar	März	April	Mai	Juni	Juli	August	September	Oktober	November	Dezember	Jahr
Temperatur.														
Basel	318	0.6	-0.3	4.8	11.5	15.1	17.4	19.3	16.9	16.2	9.7	2.7	5.3	9.9
La Chaux-de-Fonds	990	-3.1	-2.3	0.8	7.5	11.1	13.6	16.1	13.0	12.9	6.5	1.3	3.6	6.7
Zürich	493	-0.2	0.3	4.7	11.9	15.3	16.7	19.1	16.5	16 0	9.6	3.1	4.5	9.8
Bern	572	-1.1	-0.2	3.7	10.7	14.5	16.2	18.6	16.1	15.1	8.4	2.6	4.1	9.1
Lausanne	553	0.1	0.9	4.3	10.7	15.4	17.4	20.0	16.7	16.0	9.6	3.8	5.0	10.0
Genf	405	1.1	1.2	5.6	11.2	15.8	18.2	20.8	17.8	16.6	10.2	4.1	5.3	10.7
Davos	1561	-6.2	-5.7	-1.1	5.3	9.4	10.5	13.5	10.6	9.8	3.2	-0.9	-0.9	4.0
Säntis	2500	-8.2	-6.8	-6.8	-1.3	2.2	3.2	6.6	4.2	4.8	-1.0	-4.0	-4.8	-1.0
Lugano	276	1.9	4.5	6.7	11.7	15.7	18.7	22.1	18.7	18.2	10.9	5.4	4.4	11.6
Abweichungen von den normalen Mitteln.														
Basel	318	1.6	1.3	-0.5	3.2	2.5	1.2	1.2	-0.4	2.3	1.0	-1.2	5.2	1.3
La Chaux-de-Fonds	990	-0.5	-1.2	-0.4	2.1	1.6	0.4	0.8	-1.4	1.2	0.0	-0.6	5.1	0.6
Zürich	493	1.1	-0.5	0.7	3.2	2.5	0.3	0.9	-0.7	2.0	1.0	-0.6	4.7	1.2
Bern	572	1.1	-0.3	0.5	2.6	2.4	0.6	0.7	-0.6	1.4	0.6	-0.3	5.3	1.2
Lausanne	553	0.5	-0.5	0.0	2.1	2.7	1.2	1.5	-0.8	1.6	0.5	-0.7	4.1	1.0
Genf	405	1.1	-0.9	0.7	1.9	2.6	1.3	1.5	-0.5	1.5	0.7	-0.9	4.1	1.1
Davos	1561	1.0	-0.8	1.4	3.1	2.6	0.2	1.4	-0.7	1.5	-0.3	0.5	4.9	1.3
Säntis	2500	0.8	2.2	1.8	3.1	3.1	0.6	1.6	-0.4	2.0	0.5	0.8	3.2	1.5
Lugano	276	0.5	1.1	-0.2	0.4	0.6	-0.3	0.7	-1.8	1.2	-0.6	-0.8	1.9	0.3
Niederschlag (mm).														
Basel	318	50	13	55	16	12	136	74	102	48	66	50	39	661
La Chaux-de-Fonds	990	140	28	132	40	44	143	134	162	42	146	47	125	1183
Zürich	493	78	9	53	23	43	163	98	180	122	102	23	76	970
Bern	572	49	5	67	35	20	189	88	144	58	92	44	59	850
Lausanne	553	67	8	141	28	18	118	92	174	37	86	58	130	957
Genf	405	48	7	111	61	24	77	60	119	15	40	47	96	705
Davos	1561	42	10	51	40	46	171	107	210	64	82	59	55	937
Säntis	2500	257	17	87	33	64	268	263	388	176	207	42	167	1969
Lugano	276	19	34	206	274	177	137	254	412	41	116	361	108	2139
Abweichungen von den normalen Mitteln.														
Basel	318	12	-29	4	-48	-67	34	-12	17	-29	-10	-11	-13	-152
La Chaux-de-Fonds	990	27	-61	38	-79	-76	22	10	39	-67	18	-57	11	-185
Zürich	493	25	-47	-20	-68	-67	29	-31	48	17	8	-46	3	-149
Bern	572	3	-47	5	-37	-67	81	-16	38	-25	3	-24	-4	-90
Lausanne	553	16	-49	70	-43	-71	21	-1	66	-54	-23	-25	55	-38
Genf	405	5	-41	52	-3	-52	-1	-15	25	-63	-66	-31	31	-156
Davos	1561	-7	-43	-6	-18	-19	63	-22	76	-30	16	-1	-8	1
Säntis	2500	20	-169	-114	-231	-146	-25	-48	95	-53	27	-137	-89	-870
Lugano	276	-38	-24	97	117	5	-55	90	221	-140	-92	232	31	444
Monats- und Jahressummen der **Sonnenscheindauer** in Stunden.														
Basel	318	56	115	97	202	247	221	280	170	169	112	71	36	1776
La Chaux-de-Fonds	990	69	171	90	161	241	204	274	157	168	141	134	47	1857
Zürich	493	19	136	120	227	258	224	293	172	190	129	74	20	1362
Bern	572	37	168	93	190	247	233	293	196	210	141	81	36	1925
Lausanne	553	53	182	124	191	294	269	313	219	236	152	84	43	2160
Genf	405	35	168	119	203	309	303	337	253	267	167	75	39	2280
Davos	1561	84	148	130	209	191	165	237	138	197	157	108	65	1829
Säntis	2500	119	207	124	207	187	143	205	120	173	166	153	60	1864
Lugano	276	138	181	106	134	205	254	280	218	239	217	114	81	2167
Abweichungen von den normalen Werten.														
Basel	318	-9	15	-30	57	30	-10	34	-64	7	4	7	-21	20
La Chaux-de-Fonds	990	-7	76	-28	35	67	16	59	-55	11	17	51	-12	230
Zürich	493	-29	39	-10	77	48	-7	42	-60	26	33	22	-18	158
Bern	572	-23	68	-32	52	42	5	52	-41	46	34	23	-9	217
Lausanne	405	-21	72	-19	25	62	9	50	-41	50	27	10	-17	207
Genf	553	-27	65	-33	25	59	19	42	-26	65	45	10	-11	233
Davos	1561	-18	39	-19	51	16	-11	27	-71	25	24	6	-26	43
Säntis	2500	-3	89	-10	70	35	-4	39	-60	14	28	16	-63	151
Lugano	276	11	34	-75	-49	-9	10	-12	-55	38	70	10	-36	-63

Nr. 2.

Ergebnisse der Niederschlagsmessungen

im Jahre 1934

1. **Monats- und Jahressummen.**
2. **Die Niederschlagsbilanz des Jahres 1934.**
3. **M. Grütter: Einzelne bemerkenswerte Niederschläge.**
4. **Ergebnisse der im Alpengebiet aufgestellten Totalisatoren für das hydrographische Jahr 1933/34.**

Die Änderungen im Netze der Meteorologischen und der Regenmess-Stationen sind in der Einleitung pag. III, dieses Bandes, angegeben.

Monats- und Jahressummen

der Niederschlagsmessungen sämtlicher meteorol. Stationen I.—III. Ordnung

im Jahre 1934.

Bei Zählung der Niederschlagstage sind in dieser Tabelle nur die Tage mit mindestens 1,0 mm berücksichtigt worden.

Die mit * bezeichneten Summen sind nach den Nachbarstationen interpoliert.

Stationen:	Höhe üb. Meer	Jan.	Febr.	März	April	Mai	Juni	Juli	Aug.	Sept.	Okt.	Nov.	Dez.	Jahr	Maxima		Zahl d. Tage
A. Rheingebiet																	
I. Quellgebiet bis Bodensee.																	
Sedrun (Tavetsch)	ca 1401	51	15	72	122	37	138	82	251	24	50	192	47	1081	79	3. VIII.	113
Platta (Medels)	1378	44	43	87	118	48	139	86	302	35	60	230	45	1237	108	3. VIII.	123
Surrhein	ca 892	46	21	72	92	27	111	71	232	63	78	142	47	1002	82	3. VIII.	104
Panix	ca 1300	58	12	63	72	35	149	106	258	70	92	90	41	1046	69	3. VIII.	121
Vrin	ca 1454	56	24	68	126	62	182	117	319	71	79	169	38	1311	90	3. VIII.	108
Vals	ca 1248	26	26	82	116	55	140	87	272	61	58	177	53	1153	90	3. VIII.	120
Ilanz	ca 704	31	14	54	73	24	119	75	246	65	67	87	42	897	84	3. VIII.	100
Flims	ca 1102	65	15	44	62	24	148	103	237	78	93	85	48	1002	78	3. VIII.	111
Safienplatz	ca 1270	45	18	68	89	53	172	87	255	74	81	105	46	1093	63	3. VIII.	119
Bernhardin-Pass	2073	25	147	353	469	93	174	67	376	65	165	599	199	2732	131	3. VIII.	121
Hinterrhein	ca 1624	21	28	137	212	65	164	111	342	67	106	284	60	1597	118	3. VIII.	126
Splügen (Dorf)	ca 1500	28	40	96	199	76	141	133	360	50	112	256	38	1529	95	3. VIII.	110
Avers am Bach	ca 1955	21	15	47	74	57	129	122	251	51	92	95	39	993	39	4. X.	112
Inner-Ferrera	ca 1480	14	5	103	100	78	195	122	364	63	92	208	40	1384	90	3. VIII.	102
Andeer	ca 980	18	10	90	94	40	147	28	260	66	81	148	47	1029	65	3. VIII.	82
Thusis	ca 711	21	11	79	72	39	137	76	230	68	77	109	36	955	54	3. VIII.	102
Stalla (Bivio)	ca 1780	41	29	95	77	44	159	106	254	66	81	151	50	1153	60	31. VIII.	126
Savognin	ca 1213	22	12	82	53	49	132	104	229	57	79	111	35	965	47	30. VIII.	111
Davos-Platz	1561	42	10	51	40	46	171	107	210	64	82	59	55	937	36	28. VI.	122
Davos (Schatzalp)	1868	43	12	52	41	50	182	116	226	75	79	44	55	975	39	4. VIII.	132
Albula (Hospiz)	ca 2315	19	18	71	53	42	127	132	199	67	50	87	34	899	30	9. IX.	116
Filisur	ca 1040	26	12	75	44	33	126	86	214	58	79	86	39	878	36	31. VIII.	113
Lenzerheide	ca 1477	49	8	66	55	48	184	73	225	89	92	63	40	992	39	31. VIII.	102
Nisellas (Alvaschein)	ca 890	15	5	70	48	45	138	75	231	76	60	83	30	876	46	31. VIII.	87
Tomils	ca 823	18	9	65	64	36	143	64	206	63	55	86	38	847	40	3. VIII.	104
Reichenau	604	34	10	56	58	29	119	69	196	57	70	72	40	810	39	4. VIII.	103
Arosa	1854	64	15	85	54	65	217	110	284	131	100	77	58	1260	57	9. IX.	133
Langwies	ca 1377	72	13	74	43	61	218	117	235	92	82	51	24	1082	46	31. VIII.	122
Tschiertschen	1351	61	10	71	49	32	136	125	237	83	87	63	49	1003	42	3. VIII.	121
Chur	610	21	7	64	50	35	136	73	199	47	61	56	44	793	42	3. VIII.	101
Klosters	ca 1207	69	13	57	49	51	187	167	251	101	116	57	66	1184	49	4. VIII.	144
St. Antönien	ca 1460	84	16	73	47	73	195	155	269	108	121	38	66	1245	43	4. VIII.	141
Schiers	670	42	9	54	28	35	140	86	220	70	78	29	54	845	47	4. VIII.	115
Seewis	954	70	10	65	38	36	157	102	300	71	87	29	58	1023	66	3. VIII.	121
Plantahof b. Landquart	ca 530	52	7	60	36	25	153	105	223	59	90	34	55	899	44	3. VIII.	109
Vättis	950	75	8	63	67	33	170	111	247	57	79	69	47	1026	56	3. VIII.	114
Valens	925	92	14	66	70	38	198	142	269	82	109	54	47	1181	61	3. VIII.	120
Sargans	508	78	9	61	45	28	233	124	282	68	109	36	71	1144	66	3. VIII.	120
Sevelen	464	51	8	49	39	41	197	122	256	93	106	17	56	1035	60	3. VIII.	106
Haag	448	51	10	38	28	59	198	114	260	134	89	22	70	1073	63	9. IX.	107
Triesenberg (Liechtenst'n)	830	53	7	59	46	47	211	143	312	113	99	24	61	1175	72	3. VIII.	120
Altstätten	452	86	2	57	18	43	202	139	244	107	108	26	78	1110	46	3. VIII.	113
Heiden	ca 808	103	15	82	37	58	230	152	235	142	80	30*	75*	1239	54	9. IX.	119

Stationen:	Höhe üb. Meer	Jan.	Febr.	März	April	Mai	Juni	Juli	Aug.	Sept.	Okt.	Nov.	Dez.	Jahr	Maxima		Zahl d. Tage
II. Bodensee bis Basel.																	
Rorschach	455	65	5	45	22	38	171	126	225	166	103	39	65	1070	79	9. IX.	111
St. Gallen	702	99	18	55	21	83	203	152	284	206	96	36	77	1330	79	9. IX.	115
Arbon	ca 409	58	4	40	17	35	180	153	205	189	73	27	61	1042	125	9. IX.	102
Amriswil	ca 455	65	12	43	24	33	150	143	202	110	70	27	59	938	66	3. VIII.	109
Altnau	ca 458	63	7	41	18	46	124	98	211	92	81	30	59	870	49	3. VIII.	101
Kreuzlingen	446	63	12	50	14	34	140	69	161	118	78	29	61	829	59	9. IX.	105
Haidenhaus	694	64	16	65	12	40	164	105	196	113	57	34	48	914	74	3. VIII.	108
Steckborn	ca 400	55	15	53	7	19	113	77	147	110	53	20	42	711	51	3. VIII. 9. IX.	95
Eschenz	ca 417	66	12	64	12	18	112	93	136	124	73	32	53	795	47	9. IX.	100
Thayngen	ca 455	49	5	48	28	18	79	51	98	94	56	28	40	594	32	9. IX.	94
Buch (Schaffhausen)	430	54	7	59	26	16	112	63	84	104	59	33	57	674	42	3. VIII.	99
Diessenhofen	ca 410	62	4	63	19	17	96	78	96	93	58	33	57	676	38	9. IX.	93
Lohn	ca 643	55	8	56	35	21	83	69	123	76	63	26	43	658	32	9. IX.	99
Merishausen	ca 535	64	6	72	23	27	104	69	121	63	71	26	47	693	32	9. IX.	107
Schaffhausen	448	61	9	66	30	21	98	60	88	121	64	27	53	698	45	9. IX.	111
Rheinau	ca 361	46	3	54	19	22	99	61	98	105	51	18	50	626	47	9. IX.	96
Wil (bei Rafz)	ca 410	71	2	70	19	25	122	56	88	84	80	27	65	709	48	9. IX.	101
Kaiserstuhl	ca 342	73	7	77	19	28	112	74	101	85	70	25	61	732	45	9. IX.	103
Schlattheim	477	59	8	67	29	17	90	50	71	76	55	28	41	591	34	9. IX.	98
Löhningen	ca 474	75	9	87	27	20	107	57	89	119	66	33	53	742	50	9. IX.	104
Unter-Hallau	450	65	3	76	28	18	111	47	86	98	54	36	55	677	36	9. IX.	97
Wilchingen	ca 415	71	4	78	30	33	134	62	107	121	64	25	66	795	51	5. IX.	112
Laufenburg	ca 325	103	9	96	29	24	208	82	118	85	90	35	93	972	52	9. IX.	111
Frick	ca 350	86	4	59	21	22	131	87	97	72	50	28	69	726	44	19. VI.	96
Wittnau	ca 415	91	11	60	24	21	166	76	90	65	79	28	67	778	44	25. VI.	107
Möhlin	ca 332	88	16	73	24	33	189	115	125	70	61	51	74	919	47	9. IX.	111
Wintersingen	444	88	16	68	24	19	213	117	126	66	84	58	66	945	33	9. IX.	128
Rheinfelden	280	69	13	62	19	18	167	81	103	71	65	48	76	792	46	9. IX.	106
Kilchberg	ca 582	80*	12	72	30	32	180	78	110	75	72	47	56	844	65	25. VI.	122
Böckten	ca 385	78	19	64	25	23	198	99	112	71	74	53	59	875	36	9. IX.	121
Eptingen	ca 571	89	19	87	23	48	130	88	96	75	71	45	46	817	24	15. X.	122
Bennwil	ca 520	78	13	78	20	51	154	84	107	80	76	49	49	839	39	28. VI.	116
Waldenburg	ca 533	90	18	61	25	35	168	92	104	74	79	43	62	851	39	28. VI.	123
Lampenberg	ca 404	77	19	63	23	32	172	82	115	79	69	57	53	841	35	25. VI.	120
Reigoldswil	ca 497	83	18	77	32	24	212	116	139	79	77	58	62	977	43	25. VI.	124
Liestal	325	82	17	64	23	10	192	89	160	58	72	64	78	909	41	23. VIII.	120
Arisdorf	ca 430	78	11	67	29	20	169	101	103	73	63	57	62	833	48	23. VII.	114
Basel-Angst	ca 275	71	16	60	19	18	165	79	113	58	58	60	62	779	48	28. VI.	119
Mervelier	ca 560	105	20	99	26	23	186	157	138	75	71	74	61	1035	49	25. VI.	118
Bellelay	ca 930	95	12	103	32	11	159	97	165	66	108	54	79	981	37	15. X.	120
Delémont	ca 435	67	10	52	11	14	130	99	119	49	74	62	50	737	44	21. VII.	104
Seewen	ca 551	65	19	62	23	20	198	118	135	88	64	60	74	926	53	28. VI.	116
Grellingen	ca 328	70	28	64	46	16	207	136	131	80	56	71	60	945	69	28. VI.	128
Pfeffingen	ca 394	42	16	68	20	4	176	108	131	96	58	64	54	837	54	28. VI.	103
Neue Welt	ca 267	50	14	54	16	15	150	85	113	57	58	56	41	709	42	28. VI.	103
Therwil	ca 310	45	12	55	10	7	143	95	124	47	49	58	40	685	40	28. VI.	95
Basel-Binningen	318	50	13	55	10	12	136	74	102	48	66	50	39	661	45	28. VI.	100
Basel-Bernoullianum	277	53	13	67	18	10	143	67	96	57	59	48	45	676	44	28. VI.	105
III. Thur.																	
Wildhaus	1115	140	18	79	57	53	134?	170	294	175	151	59	101	1437	51	15. VII.	?
Starkenbach	ca 894	160	2	80	54	72	276	234	337	162	242	42	121	1782	93	15. X.	123
Ebnat	649	134	8	94	29	64	252	136	294	166	146	34	124	1481	82	9. IX.	115
Ricken	790	101	11	80	32	63	217	160	323	161	131	39	109	1427	84	9. IX.	113
Lichtensteig	ca 617	140	10	83	21	64	234	110	231	—	—	—	—	--	--	—	—
Peterzell	ca 705	123	11	98	21	70	253	147	260	157	125	43	83	1391	76	3. VIII.	121
Nollen	ca 740	95	21	51	26	35	151	120	187	109	80	28	61	934	51	3. VIII.	104
Degersheim	ca 814	111	12	89	24	56	208	125	276	220	113	43	66	1343	75	9. IX.	124
Herisau	ca 777	105	7	75	13	47	159	109	230	199	99	38	54	1135	70	9. IX.	105
Flawil	ca 616	97	9	63	23	36	187	110	238	177	98	35	58	1131	69	3. VIII.	117

Stationen:	Höhe üb. Meer	Jan.	Febr.	März	April	Mai	Juni	Juli	Aug.	Sept.	Okt.	Nov.	Dez.	Jahr	Maxima		Zahl d. Tage
Säntis	2500	257	17	87	33	64	268	263	388	176	207	42	167	1969	85	15. VII.	135
Urnäsch	ca 837	128	13	90	35	68	267	150	312	191	129	35	84	1502	82	9. IX.	125
Befang b. Hundwil	870	115	17	80	24	59	210	158	269	205	123	28	72	1360	72	3. VIII. 9. IX.	125
Appenzell	ca 781	100	8	65	34	49	219	165	283	216	113	27	66	1345	94	9. IX.	111
Schwägrig	1152	92	0	98	31	46	253	177	292	171	119	30	72	1381	73	9. IX.	119
Teufen	ca 853	122	10	65	25	63	225	172	306	255	114	34	66	1457	118	9. IX.	116
Bischofszell	ca 502	63	16	54	12	54	161	86	247	150	87	18	83	1031	79	9. IX.	101
Sulgen	ca 483	63	13	38	20	36	152	129	199	107	72	21	40	890	60	3. VIII.	102
Weinfelden	ca 446	68	14	37	10	19	139	104	188	96	65	27	58	825	55	3. VIII.	93
Raperswilen	ca 590	61	18	44	7	26	108	93	149	101	64	24	49	744	60	3. VIII.	93
Müllheim	ca 415	68	14	36	8	15	124	123	140	113	62	23	56	782	53	9. IX.	100
Dussnang	ca 595	102	14	69	29	38	185	109	222	156	137	35	97	1193	88	9. IX.	115
Eschlikon	ca 502	86	12	52	19	44	147	71	204	157	104	30	74	1000	68	9. IX.	112
Wängi	ca 430	72	13	43	8	25	110	64	143	101	71	23	58	734	50	9. IX.	85
Aadorf	ca 538	86	15	61	12	25	133	80	187	127	98	23	72	919	62	3. VIII.	106
Affeltrangen	ca 495	51	7	36	13	24	139	83	205	93	83	29	56	819	61	3. VIII.	104
Thundorf	ca 560	66	11	53	8	25	119	94	152	130	62	31	63	814	74	9. IX.	88
Frauenfeld	433	60	11	50	10	34	119	76	133	89	63	29	53	727	53	3. VIII.	105
Kalchrain	ca 585	57	14	53	7	22	107	85	136	126	66	27	49	749	56	3. VIII. 9. IX.	96
Nieder-Neunforn	ca 446	55	7	54	13	27	107	84	137	101	65	24	50	724	47	3. VIII.	97
Andelfingen	370	57	7	50	13	31	106	82	136	92	62	29	54	719	43	9. IX.	104
Flaach	362	—	—	—	—	—	—	—	—	—	—	—	—	—	—		—
IV. Töss.																	
Bauma	ca 643	107	19	77	43	62	242	135	247	139	122	29	89	1311	79	9. IX.	116
Sternenberg	ca 880	97	19	63	32	64	224	134	250	165	109	33	87	1277	106	9. IX.	118
Kollbrunn	ca 495	101	19	73	20	20	125	69	192	115	110	32	89	965	58	3. VIII.	118
Fehraltorf	ca 536	81	12	55	27	43	195	105	209	105	99	28	78	1037	52	9. IX.	110
Winterthur	ca 448	74	7	74	17	29	117	104	161	154	99	30	94	960	65	3. VIII.	114
V. Glatt.																	
Grüningen	ca 488	72	8	49	28	43	215	104	221	159	86	30	86	1101	88	9. IX.	110
Hinwil	ca 569	89	15	58	38	55	265	127	274	196	97	35	80	1329	83	9. IX.	113
Pfäffikon	ca 550	89	12	58	30	43	234	92	222	100	99	34	81	1094	64	3. VIII.	116
Uster	ca 466	72	8	50	33	48	201	81	181	97	96	34	75	976	50	9. IX.	111
Strickhof (Landwirtschaftl. Schule)	515	68	8	45	18	33	144	93	157	92	87	19	68	832	44	9. IX.	114
Oerlikon	ca 440	—	—	—	—	—	—	—	—	—	—	—	—	—	—	—	—
Niederhasli	ca 425	97	8	69	15	36	125	88	109	97	87	22	86	839	53	9. IX.	109
Hochfelden	ca 401	67	6	65	17	31	119	79	102	105	78	22	57	748	55	9. IX.	108
VI. Limmat.																	
Weisstannen	ca 1006	101	15	61	67	47	203	130	310	79	92	40*	102	1247	79	3. VIII.	117
Walenstadt	ca 430	113	6	53	25	47	202	165	272	93	124	29	91	1220	68	15. VII.	117
Obstalden	ca 690	122	6	63	30	71	180	176	331	124	162	37	98	1400	80	3. VIII.	117
Auen (Linthal)	821	123	15	64	59	52	213	152	285	70	131	60	70	1294	61	4. VIII.	133
Urnerboden	1389	103	15	71	63	94	287	219	326	83	124	59	81	1525	69	3. VIII.	135
Braunwald ob Linthal	1190	134	12	66	58	65	264	192	358	72	179	49	102	1551	82	3. VIII.	131
Elm	959	98	11	59	57	63	212	137	326	97	118	58	79	1315	82	3. VIII.	139
Glarus	480	88	9	61	42	51	205	166	300	88	120	39	82	1251	77	3. VIII.	123
Klönthal	ca 838	110	17	78	51	102	263	211	348	113	129	32	107	1561	78	3. VIII.	136
Weesen	ca 430	132	8	61	34	49	255	244	320	115	171	34	87	1510	106	15. VII.	115
Oberkirch (b. Uznach)	ca 468	106	30	74	29	75	236	208	311	205	132	44	99	1549	129	9. IX.	113
Vorder-Wäggithal	ca 740	149	15	95	41	102	269	173	316	209	166	53	103	1691	67	9. IX.	132
Lachen	ca 410	82	14	71	31	66	217	153	283	163	105	43	76	1304	102	9. IX.	118
Wald (Sanatorium)	912	116	14	77	33	68	222	174	333	206	109	38	103	1493	101	9. IX.	124
Bachtel	1120	56	19	34	29	48	269	139	223	236	87	14	85	1239	111	9. IX.	119
Rapperswil	ca 412	67	9	67	29	47	178	114	256	115	87	34	62	1065	77	3. VIII.	111
Männedorf	ca 415	81	9	51	23	60	179	112	206	135	97	35	71	1059	61	9. IX.	112
Horgen	ca 445	83	13	66	31	61	184	106	218	114	109	44	98	1127	58	9. IX.	113
Thalwil	ca 425	79	11	59	34	56	175	114	237	125	104	41	94	1129	45	9. IX.	113

Stationen:	Höhe üb. Meer	Jan.	Febr.	März	April	Mai	Juni	Juli	Aug.	Sept.	Okt.	Nov.	Dez.	Jahr	Maxima		Zahl d. Tage
Pfannenstiel	ca 853	89	15	58	33	62	227	139	246	135	108	40	90	1242	67	9. IX.	115
Küsnacht (Zürich)	ca 427	82	10	54	29	63	177	91	238	147	83	26	85	1085	70	9. VIII.	114
Zollikon (Anst. f. Epil.)	ca 460	75	7	49	21	45	142	100	163	133	100	26	82	943	49	9. IX.	112
Zürich (Meteor. Z.-A.)	493	78	9	53	23	43	163	98	180	122	102	23	76	970	45	9. IX.	109
Oberiberg	1090	144	17	84	51	116	308	201	312	161	156	43	97	1690	70	15. X.	140
Euthal	ca 895	122	11	82	41	126	269	214	308	151	110	41	87	1562	73	15. VII.	125
Willerzell	ca 892	128	13	93	34	109	242	202	319	188	128	56	91	1603	107	9. IX.	119
Einsiedeln	914	123	12	87	41	96	222	173	282	172	136	48	90	1482	104	9. IX.	124
Schönenberg (Waldhalde)	ca 700	121	19	94	38	79	225	135	267	167	127	46	90	1408	111	9. IX.	127
Sihlwald	493	83	12	69	34	62	182	112	254	123	108	42	99	1180	43	3. VIII.	115
Uetliberg (Bahnhof)	ca 815	96	14	56	19	47	163	104	170	114	109	24	73	989	52	9. IX.	112
Dietikon	ca 392	89	4	62	21	39	119	88	145	79	116	15	82	859	41	9. IX.	110
Boppelsen	ca 525	91	8	69	17	40	128	83	118	90	87	23	87	841	42	9. IX.	116
Otelfingen	ca 447	90	9	71	20	44	134	88	113	93	84	25	82	853	37	9. IX.	118
Baden	381	74	11	62	24	37	151	82	93	98	82	28	65	807	47	9. IX.	116
VII. Reuss.																	
Andermatt (Dorf)	ca 1442	110	46	95	130	48	168	63	200	44	93	208	55	1260	62	22. VI. / 3. VIII.	136
Altkirch (Kaserne)	1450	114	60	91	118	55	181	51	216	48	102	208	74	1318	57	3. VIII.	132
Göschenen	1107	83	58	85	143	48	158	54	195	36	112	271	78	1321	75	22. IV.	121
Färnigen b. Wasen	ca 1460	105	39	79	71	40	186	132	232	45	78	88	70	1165	54	11. VII. / 3. VIII.	121
Gurtnellen	742	60	34	66	88	45	141	68	172	45	97	123	62	1001	57	3. VIII.	120
Unterschächen	ca 1015	140	25	82	84	63	270	179	289	100	125	77	66	1500	74	3. VIII.	137
Altdorf	456	65	13	46	59	44	217	110	201	98	80	75	66	1074	55	3. VIII.	126
Isenthal	ca 1000	85	17	63	63	79	257	167	230	120	114	53	75	1323	61	9. IX.	133
Bisisthal	ca 950	176	24	107	67	89	295	180	343	113	179	59	116	1748	69	28. VI.	126
Schwyz	517	115	14	81	50	165	276	189	319	158	160	48	94	1669	92	9. IX.	126
Sattel	ca 832	142	11	83	39	86	239	163	319	217	148	36	86	1569	145	9. IX.	115
Gersau	ca 450	102	7	68	38	69	300	194	303	139	126	34	78	1458	85	9. IX.	127
Weggis	450	90	16	73	37	77	275	147	289	250	104	51	73	1482	168	9. IX.	115
Rigi-Kulm	1787	259	25	152	58	85	255	210	322	317	178	69	147	2077	206	9. IX.	138
Küsnacht (Schwyz)	ca 440	101	14	77	36	86	216	176	221	203	104	42	75	1351	110	9. IX.	117
Engelberg	1018	137	18	98	65	68	240	142	211	100	121	61	80	1341	57	15. X.	140
Stans	ca 456	78	12	62	40	60	263	119	217	153	99	44	62	1209	96	9. IX.	120
Lungern	726	96	7	68	49	83	237	124	163	98	94	32	77	1128	56	9. IX.	124
Sarnen	ca 474	61	7	62	33	82	249	118	178	96	78	36	54	1054	59	9. IX.	123
Pilatus-Kulm	2068	194	29	93	50	79	345	161	176	160	112	50	84	1533	117	9. IX.	123
Luzern	498	79	7	58	30	70	186	125	147	111	77	40	61	991	71	9. IX.	111
Flühli	ca 893	106	7	85	53	81	208	212	185	103	109	38	113	1300	66	9. IX.	129
Entlebuch	ca 722	109	9	83	30	57	188	138	168	97	93	39	61	1072	65	9. IX.	114
Buchsteg (Eigental)	ca 1050	168	18	109	46	86	308	188	216	210	137	56	83	1625	137	9. IX.	133
Morgarten	ca 729	120	16	95	33	94	207	180	284	233	107	62	96	1527	185	9. IX.	113
Unter-Aegeri	ca 735	143	16	99	31	111	253	190	275	238	137	51	84	1628	181	9. IX.	122
Lorzetobel	ca 550	92	15	78	30	83	234	158	233	171	103	42	82	1321	110*	9. IX.	118
Walchwil	452	90	7	89	24	63	170	120	192	245	84	47	81	1212	181	9. IX.	115
Zug	ca 429	73	14	75	25	76	194	119	201	158	82	37	74	1128	105	9. IX.	115
Hausen a. Albis	ca 603	88	16	65	36	84	216	121	208	153	73	27	89	1176	70	9. IX.	108
Mettmenstetten	ca 483	55	7	43	21	60	165	99	165	126	50	23	58	872	53	9. IX.	104
VIII. Aare.																	
Grimsel	1962	190	33	127	100	79	231	137	252	69	184	116	114	1632	56	3. VIII.	143
Guttannen	ca 1055	132	20	108	100	63	281	153	237	80	137	166	89	1566	56	15. X.	123
Gadmen	1207	132	25	122	86	80	273	183	213	122	136	81	121	1574	57	9. IX.	146
Meiringen	605	89	10	81	56	59	228	124	169	92	110	61	86	1165	49	15. X.	125
Brienz	ca 575	71	5	72	43	64	204	156	158	85	85	37	87	1067	40	9. IX.	118
Grindelwald	1050	80	10	76	71	56	233	122	138	78	80	21	82	1047	40	25. VI.	127
Eigergletscher	2323	189	43	142	124	81	273	186	218	129	126	31	111	1653	53	22. IV.	143
Lauterbrunnen	ca 810	80	9	68	73	68	252	161	163	83	98	24	80	1159	43	3. VIII.	125
Interlaken	595	85	8	79	45	103	189	120	143	—	—	—	—	—	—	—	—
Beatenberg	1148	110	14	84	59	87	234	175	173	110	121	37	107	1311	49	9. IX.	133

Stationen:	Höhe üb. Meer	Jan.	Febr.	März	April	Mai	Juni	Juli	Aug.	Sept.	Okt.	Nov.	Dez.	Jahr	Maxima		Zahl d. Tage
Kandersteg	ca 1170	75	17	75	56	59	175	105	139	101	91	57	69	1019	52	9. IX.	121
Adelboden	ca 1365	57	7	97	40	59	180*	97	163	73	101	35	64	973	48	28. VI.	114?
Frutigen	ca 820	74	5	76	45	48	189	115	141	78	90	41	80	982	59	28. VI.	118
Kienthal	ca 970	119	9	77	53	52	213	148	119	121	101	55	78	1145	56	9. IX.	128
Lenk	ca 1071	91	11	69	41	53	199	95	120	77	89	42	88	975	54	28. VI.	119
Zweisimmen	ca 960	125	9	108	48	46	212	136	139	107	108	71	113	1222	84	28. VI.	139
Boltigen	ca 830	116	11	90	31	55	221	110	136	69	127	40	116	1122	59	28. VI. 15. X.	109
Wimmis	ca 640	102	7	90	48	53	284	156	155	96	115	56	97	1259	56	28. VI./9. IX.	116
Heiligenschwendi	1125	85	7	79	48	88	185	120	158	120	72	30	74	1066	80	9. IX.	113
Thun	565	58	9	68	35	33	192	94	148	81	68	47	55	888	73	28. VI.	96
Schwarzenegg	ca 910	80	7	94	44	65	187	116	175	95	75	45	81	1064	53	9. IX.	112
Grosshöchstetten	ca 750	91	18	80	48	47	182	136	171	80	84	56	74	1067	57	28. VI.	117
Belp	ca 525	86	8	83	32	15	220	112	146	77	102	48	66	995	60	28. VI.	119
Bern	572	49	5	67	35	20	189	88	144	58	92	44	59	850	51	28. VI.	104
Lauenen	ca 1260	127	5	90	44	60	179	122	161	92	93	77	92	1232	57	9. IX.	113
Gsteig bei Saanen	ca 1180	103	1	65	15	27	185	118	132	75	114	44	82	961	69	15. X.	111
Château-d'Oex	ca 1010	99	2	81	35	20	175	109	174	56	119	64	107	1041	47	15. X.	112
Jaun	ca 1030	179	8	102	31	57	224	170	189	70	163	89	162	1444	58	15. X.	122
La Valsainte	ca 1032	138	3	114	31	79	211	150	217	65	159	71	134	1372	46	28. VI.	132
Marsens	727	94	5	107	27	57	181	99	187	75	85	60*	81	1058	42	28. VI.	116
La Roche	ca 770	99	6	87	26	63	199	144	139	90	84	69	97	1103	58	9. IX.	116
Romont	764	83	3	116	25	24	152	89	142	46	93	64	90	927	47	28. VI.	113
Freiburg	670	65	4	85	25	31	171	105	120	76	74	61	65	882	47	9. IX.	112
Gauglera	ca 925	82	5	88	20	24	255	134	179	65	104	70	70	1096	55	28. VI.	116
Schwarzenburg	ca 800	94	5	89	27	22	192	145	140	55	100	66	72	1007	41	7. XI.	111
Aarberg	ca 465	78	6	111	20	28	152	56	121	40	76	28	80	796	28	3. VIII.	106
Palézieux	ca 633	98	2	154	35	27	177	133	172	71	124	57	116	1166	42	12. III.	109
Rossenges s. Moudon	ca 700	78	8	114	27	62	134	73	170	31	91	58	77	923	30	28. VI. 7. VIII.	123
Moudon	515	73	6	93	25	46	144	71	156	30	92	55	62	853	35	28. VI.	113
Payerne	ca 445	61	3	106	23	49	129	75	112	27	65	48	58	756	30	1. V.	97
Avenches	480	64	7	97	19	35	142	81	104	38	62	49	69	767	33	28. VI.	97
Murten	ca 460	51	5	120	29	27	126	80	110	66	76	46	73	809	28	9. IX.	113
La Cure	ca 1165	118	9	178	71	57	142	113	205	67	135	96	196	1387	41	15. X.	123
Le Marchairuz	1450	159	11	201	64	89	146	99	243	50*	152	86	201	1501	49	15. X.	135
Le Sentier	ca 1024	152	14	178	52	59	124	94	204	48	138	72	166	1301	40	15. X.	131
Le Pont	ca 1012	127	12	167	66	104	107	116	198	28	122	59	138	1244	43	15. X.	131
Vallorbe-Reposoir	930	146	9	203	71	68	126	90	194	32	127	86	152	1304	36	7. VIII.	132
Montchérand	565	72	7	130	41	35	89	71	133	23	103	42	94	840	47	15. X.	107
L'Abergement	640	107	14	131	39	38	88	50	183	27	100*	47	138	962	?	—	107
Valleyres-sous-Rances	ca 505	69	12	125	42	26	110	86	167	29	78	39	115	898	33	3. VIII.	110
Romainmôtier	676	88	9	169	34	45	95	99	141	29	83	51	83	926	43	21. VII.	107
Echallens	ca 625	77	10	154	30	18	132	82	140	32	80	64	113	932	25	4. X.	108
Corcelles s. Chavornay	ca 560	67	9	142	32	24	150	71	145	42	64	42	77	865	31	12. III./3. VIII.	107
Yverdon	440	67	12	137	41	30	121	71	135	28	67	52	113	874	26	2. VIII.	109
Baulmes	ca 634	118	13	140	43	38	120	62	153	28	134	65	150	1064	47	15. X.	115
L'Auberson	ca 1110	133	12	140	57	64	154	89	157	26	147	57	156	1192	57	15. X.	131
St-Sulpice	ca 760	153	15	169	73	43	152	114	184	40	143	63	150	1299	49	15. X.	146
Couvet	ca 750	104	13	135	64	55	121	102	158	23	120	49	115	1059	40	15. X.	120
Grandchamp-Areuse	ca 450	81	15	147	21	53	118	67	117	41	95	46	86	887	38	3. VIII.	102
Chambrelien	ca 743	63	6	188	39	44	170	87	124	12	107	62	100	1002	47	12. III.	107
Lac des Taillières	ca 1042	75	3	80	41	34	63	57	65	21	99	31	53	622	27	31. X.	89
La Brévine	ca 1077	117	8	153	71	45	122	122	173	49	130	68	128	1186	60	15. X.	129
Les Ponts	1020	110	14	117	36	41	127	114	163	45	147	51	130	1095	58	15. X.	126
Cernier	800	111	10	123	39	26	132	93	128	40	114	60	130	1006	44	15. X.	125
Serrières	ca 470	64	6	120	23	44	114	67	103	40	72	30	75	758	24	19. VI. 4. X.	100
Neuchâtel	487	85	13	147	33	26	118	76	126	29	96	50	98	897	27	3. VIII. 4. X.	112
Chaumont	ca 1115	83	20	123	33	34	124	83	138	49	91	39	92	909	30	3. VIII.	125
Biel	ca 440	74	8	118	17	18	133	54	122	45	84	40	92	805	38	25. VI.	110
Evilard	ca 700	125	14	170	24	32	165	85	125	42	103	47	116	1048	40	10. VI.	118
Mont-Soleil	ca 1200	121	27	104	41	26	184	121	189	71	138	59	122	1203	40	20. VI.	136
Courtelary	ca 699	90	15	94	54	19	165	99	130	55	105	62	107	995	39	25. VI.	120

Stationen:		Höhe üb. Meer	Jan.	Febr.	März	April	Mai	Juni	Juli	Aug.	Sept.	Okt.	Nov.	Dez.	Jahr	Maxima		Zahl d. Tage
Weissenstein		1285	185	20	139	48	33	179	117	102	113	84	53	125	1250	58	12. I.	115
Solothurn		470	101	8	119	34	29	199	99	127	83	88	44	120	1051	56	25. VI.	111
Marbach	ca	875	125	9	111	68	126	210	226	177	158	119	64	96	1489	88	9. IX.	132
Escholzmatt	ca	853	125	13	103	57	94	209	177	181	130	110	49	87	1335	54	9. IX.	134
Langnau i. E.	ca	685	94	7	95	43	53	169	155	140	78	106	44	68	1052	50	28. VI.	112
Wasen i. E.	ca	755	114	9	100	49	86	179	123	200	81	94	50	117	1202	49	20. VI.	126
Affoltern i. E.		795	78	5	89	42	50	193	33	130	79	90	47	72	908	46	28. VI.	119
Burgdorf	ca	535	74	9	80	35	40	175	65	114	77	79	44	66	858	47	28. VI.	108
Nieder-Gerlafingen	ca	454	65	20	92	40	54	177	79	116	46	42	46	66	843	41	28. VI.	110
Herzogenbuchsee	ca	475	80	14	92	26	36	142	77	110	66	72	15	76	806	36	28. VI.	113
St. Urban	ca	452	91	6	77	23	32	154	99	130	85	75	37	70	879	35	9. IX.	113
Luthern	ca	778	110	8	104	39	57	174	129	128	74	117	15	74	1029	41	28. VI.	127
Zofingen	ca	436	87	11	70	19	30	156	88	124	89	67	29	56	826	36	9. IX.	111
Herbetswil	ca	526	89	6	88	25	14	143	157	116	32	89	66	72	902	40	20. VI.	111
Langenbruck		705	106	21	80	27	26	192	109	117	91	81	48	82	980	37	25. VI.	122
Balsthal	ca	503	106	13	89	29	18	165	92	123	115	74	41	60	925	41	25. VI.	113
Allerheiligen	ca	900	92	15	72	27	21	185	112	131	96	72	46	71	940	40	28. VI.	112
Olten	ca	400	99	9	70	23	38	186	91	115	147	89	33	74	974	50	9. IX.	114
Barmelweid	ca	770	141	17	94	30	35	159	64	136	85	47	43	58	909	37	2. IX.	104
Aarau		406	90	11	76	24	23	152	94	98	123	84	30	59	864	44	9. IX.	112
Kölliken	ca	431	83	6	66	25	25	137	92	117	86	92	31	67	827	45	9. IX.	116
Beromünster	ca	431	78	9	72	24	56	171	151	153	82	92	32	67	987	45	12. VII.	114
Burg	ca	625	85	6	73	24	66	171	150	136	93	98	41	73	1016	46	9. IX.	118
Unter-Kulm	ca	470	82	11	66	25	32	130	134	134	111	113	31	57	926	46	9. IX.	122
Aesch (Hitzkirch)	ca	520	74	7	61	20	51	154	141	105	111	92	28	50	894	79	9. IX.	117
Muri		483	76	8	58	23	48	154	128	140	106	90	28	74	933	59	9. IX.	110
Bötzberg	ca	500	76	9	65	21	34	179	74	88	76	76	34	61	793	47	25. VI.	110
Beznau	ca	330	89	6	84	25	26	172	55	97	79	74	33	73	813	46	25. VI.	109
Schöfflisdorf	ca	476	87	7	69	17	38	138	89	106	101	83	22	82	839	46	9. IX.	110

B. Rhonegebiet.

I. Rhone und Genfersee.

Furka (Galenhütten)	ca	2406	113	44	139	134	13?	95	57	123	38	115	341	180	1392	76	10. XI.	118
Reckingen		1332	54	25	73	143	41	108	15	118	30	44	201	103	955	63	15. XII.	99
Fiesch	ca	1080	39	19	72	100	56	100	32	91	24	33	204	76	846	59	22. IV.	98
Binn	ca	1450	39	43	84	148	75	97	36	109	35	22	246	68	1002	60	15. XI.	101
Saas-Fee	ca	1800	53	18	94	137	110	136	39	91	27	18	129	64	916	73	22. IV.	95
Zermatt		1610	40	9	71	75	102	118	36	103	37	29	102	65	787	42	22. IV.	101
Grächen	ca	1629	38	8	105	45	77	125	31	58	25	22	135	46	715	?	?	61?
Staldenried	ca	1057	18	10	61	77	68	101	19	43	28	22	114	43	604	67	22. IV.	66
Visp		648	45	9	71	83	56	77	27	30	28	22	165	60	673	68	22. IV.	76
Kippel	ca	1376	88	9	99	72	62	79	51	62	35	44	111	108	820	54	15. XI.	110
Leukerbad		1415	111	3	101	69	67	164	89	93	54	82	62	111	1006	48	22.IV.,29.VI.	108
Varen bei Leuk	ca	750	51	2	57	44	39	96	35	62	36	29	55	70	576	50	28. VI.	82
Siders		573	53	0	43	28	20	73	28	47	20	34	27	66	439	31	28. VI.	65
Montana		1453	102	4	78	52	30	112	44	68	34	58	45	86	713	35	15. X.	93
Grimentz	ca	1570	57	0	70*	60	33	76	55	75	22	42	64	65*	619	41	22. IV.	66
Hérémence	ca	1240	47	3	54	52	29	120	47	75	50	40	58	58	633	38	22. IV.	86
Sion		549	55	0	51	41	18	93	40	46	26	38	37	78	523	33	28. VI.	85
Bagnes (Châble)	ca	836	77	0	96	66	44	103	57	81	40	51	70	73	758	52	22. IV.	91
St. Bernhard		2475	201	40	25	180	135	236	110	133	86	203	280	230	2084	96	15. X.	139
Bourg St-Pierre	ca	1633	83	1	72	91	104	117	79	91	45	58	108	61	910	54	22. IV.	102
Martigny-Ville	ca	480	64	0	78	35	37	103	49	62	38	68	64	83	681	45	15. X.	95
Savatan		679	51	1	62	37	45	113	83	98	40	30	74	82	716	34	7. XI.	103
Les Plans	ca	1100	111	5	93	38	61	200	113	153	86	95	75	95	1125	36	9. IX.	103
Gryon	ca	1130	82	9	77	35	53	146	94	161	75	60	66	99	957	41	28. VI.	122
Bex		430	64	3	72	24	36	145	78	114	64	61	80	78	819	45	28. VI.	84
Diablerets-village		1168	119	6	117	46	39	179	110	150	74	95	60	91	1086	49	9. IX.	99
Leysin		1398	109	5	111	43	39	206	111	171	55	97	74	125	1146	59	28. VI.	117

Stationen:	Höhe üb. Meer	Jan.	Febr.	März	April	Mai	Juni	Juli	Aug.	Sept.	Okt.	Nov.	Dez.	Jahr	Maxima		Zahl d. Tage
Chessel	380	79	1	110	34	31	195	77	137	54	96	75	123	1012	51	28.VI., 15.X.	85
Vouvry (Porte du Scex)	478	64	2	98	25	28	184	84	128	49	88	69	119	938	47	28. VI.	94
Rochers de Naye	1975	331	16	246	98	79	344	172	303	118	176	125	216	2224	99	28. VI.	141
Clarens	412	66	3	118	26	22	217	114	162	70	73	73	119	1063	58	28. VI.	101
Vevey	380	60	3	118	23	11	185	105	141	67	70	71	101	955	70	28. VI.	92
Riex	445	76	9	178	26	22	135	104	155	58	94	79	153	1089	46	12. III.	112
Gourze-Nord	800	61	8	147	27	25	143	111	162	45	94	64	133	1020	45	20. VII.	102
Lausanne	553	67	8	141	28	18	118	92	174	37	86	58	130	957	37	20. VII.	108
Cossonay	ca 575	69	3	164	30	17	104	76	121	29	67	40	85	805	26	7. VIII.	96
Morges	380	81	3	163	33	32	103	85	125	29	72	42	125	893	34	7. VIII.	105
Marcelin s. Morges	ca 425	73	4	144	28	27	88	69	115	18	58	37	106	767	29	7. VIII.	96
Longirod	ca 900	87	5	145	46	67	95	75	142	12	95	48	152	969	25	7. VIII.	110
Gland	430	72	9	169	39	26	112	57	116	7	59	49	122	837	33	12. III.	98
Nyon	ca 405	69	10	142	42	27	105	72	109	10	60	49	117	812	34	12. III.	106
Céligny	ca 435	76	10	162	47	28	98	48	117	19	64	51	119	839	31	12. III.	110
Collex	ca 440	71	8	158	55	14	92	39	123	17	62	51	118	808	36	20. III./3. VIII.	95
Genève	405	48	7	111	61	24	77	60	119	15	40	47	96	705	35	3. VIII.	93
Châtelaine	ca 430	63	7	134	58	23	82	57	120	15	52	52	112	775	36	3. VIII.	93
Jussy	ca 475	59	7*	118	51	25	86	76	138	29	50	47	100	786	47	3. VIII.	102
Veyrier	ca 425	68	8	120	60	21	84	57	127	22	61	59	94	781	35	20. III.	95
Compésières	ca 476	71	8	135	61	29	92	47	123	19	58	53	93	789	37	12. III.	103
Athenaz	ca 430	63	6	124	54	29	95	44	103	10	53	54	100	735	34	20. III.	86
II. Doubs.																	
Les Breuets	878	128	24	159	51	75	168	107	161	41	143	49	121	1227	42	15. X.	141
La Chaux-de-Fonds	986	140	28	132	40	44	143	134	162	42	146	47	125	1183	42	15. X.	133
Saignelégier	ca 985	82	23	87	40	11	147	90	153	40	107	58	102	940	37	23. VIII.	129
Mormont	ca 550	89	27	111	26	4	97	88	139	37	105	42	79	844	36	? VIII.	106
C. Pogebiet.																	
I. Tessin.																	
Gotthard	2103	167	79	215	210	123	175	86	301	92	176	299	149	2072	87	3. VIII.	164
Airolo	1143	34	60	166	231	55	100	80	285	39	75	352	123	1600	101	3. VIII.	120
Lago di Tremorgio	ca 1851	31	85	220	308	63	99	109	431	61	123	384	102	2016	180	3. VIII.	138
Faido	759	13	38	141	226	47	65	79	336	44	57	276	83	1405	140	3. VIII.	88
Olivone	ca 893	1	39	166	252	70	100	76	349	17	86	349	104	1609	153	3. VIII.	100
Comprovasco	544	16	26	157	221	53	92	85	347	42	62	308	86	1495	131	3. VIII.	101
Biasca	ca 300	11	32	209	243	81	81	80	390	43	109	341	114	1734	151	3. VIII.	101
Misox	ca 785	6	21	176	234	80	134	131	284	44	124	307	78	1619	70	14. XI.	?
Braggio	1332	12	37	166	238	79	131	125	345	56	129	301	78	1697	79	3. VIII.	110
Grono	335	5	38	185	220	79	118	115	329	52	87	311	92	1631	80	3. VIII.	104
Bellinzona	237	10	37	194	264	78	78	158	333	61	61	321	109	1704	79	29. VIII.	104
Sonogno	ca 910	40	44	207	310	112	50	60	122	44	64	412	60	1525	114	22. IV.	118
Fusio	ca 1285	22	51	43	316	72	87	131	310	38	63	347	118	1598	127	3. VIII.	107
Cevio	ca 430	11	78	210	294	66	74	103	320	34	28	460	126	1804	144	3. VIII.	112
Bosco	1486	45	72	206	299	106	103	104	283	55	43	422	89	1827	119	3. VIII.	120
Mosogno	ca 790	14	78	223	310	112	70	98	474	61	19	438	146	2043	216	3. VIII.	108
Camedo	ca 610	23	75	216	292	104	87	104	466	46	19	390	173	1995	220	3. VIII.	92
Locarno	239	19	44	229	274	138	110	137	525	48	83	396	139	2142	161	3. VIII.	118
Ascona	ca 203	17	42	225	290	160	119	145	562	40	85	389	149	2223	186	3. VIII.	104
Brissago	ca 210	18	56	227	308	152	92	163	462	52	50	405	135	2120	102	3. VIII.	102
Mezzana	ca 335	37	36	197	241	107	126	107	333	69	127	419	137	1936	135	25. VIII.	106
Monte Generoso	1610	—	—	—	380	240	236	208	664	90	202	—	—	—	—	—	—
Monte Brè	910	9	38	168	272	163	95	172	422	37	132	371	99	1948	92	22. IV.	115
Piandanazzo (Val Colla)	ca 1610	40	62	211	301	159	174	227	401	109	134	515	121	2454	180	14. XI.	142
Lugano	276	19	34	206	274	177	137	254	412	41	116	361	108	2139	81	22. IV.	117
Crana-Torricella	1010	19	26	252	362	177	159	202	589	66	217	448	144	2661	132	4. X.	132
Ponte Tresa	ca 280	5	62	217	317	143	127	152	366	54	151	410	125	2129	82	14. XI.	123

Stationen:	Höhe üb. Meer	Jan.	Febr.	März	April	Mai	Juni	Juli	Aug.	Sept.	Okt.	Nov.	Dez.	Jahr	Maxima		Zahl d. Tage
II. Adda.																	
Bernina-Hospiz	ca 2309	17	69	265	92	43	102	78	174	37	76	267	68	1288	70	12. III.	112
Cavaglia	ca 1701	14	48	146	137	58	109	80	235	42	57	209	82	1217	46	22. IV.	110
Le Prese (Poschiavo)	ca 960	7	45	97	127	22	108	100	179	42	64	131	67	989	65	22. IV.	71
Brusio	ca 755	18	29	116	123	47	103	95	175	55	40	182	59	1042	43	22. IV.	96
Vicosoprano	1087	5	58	198	222	92	113	146	333	41	85	282	77	1652	64	22. IV., 14. XI.	123
Soglio	ca 1090	6	42	167	189	103	119	160	375	68	108	259	68	1664	62	21. VIII.	125
D. Donaugebiet.																	
Inn.																	
Sils-Maria	1814	10	36	141	108	61	118	108	222	34	41	194	47	1120	46	6. XI.	106
St. Moritz	1853	20	40	106	79	43	78	69	148	36*	47	245	55	966	?	?	97
Pontresina	ca 1805	15	30	86	73	39	90	93	182	36	30	157	40	871	40	29. VIII.	101
Bevers	ca 1710	18	28	106	68	40	94	86	178	38	46	137	44	883	38	29. VIII.	103
Buffalora	ca 1977	19	29	60	60	53	125	95	197	59	49	106	49	901	33	31. VIII.	116
Süs	ca 1440	25	21	83	64	40	97	86	136	35	49	112	47	795	33	12. III./29. VIII	100
Scarl	ca 1810	—	—	—	—	42	125	93	167	40	43	92	—	—	—	—	—
Schuls	1236	17	15	57	42	43	106	72	166	45	42	79	47	731	31	29. VIII.	107
Martinsbruck	ca 1040	19	10	28	35	33	99	97	149	52	47	48	30	647	35	29. VIII.	99
E. Etschgebiet.																	
Sta. Maria	1411	21	29	119	59	46	93	107	151	42	30	134	59	890	32	1. III. 28. VIII. 22. IV.	99

Monats- und Jahresmengen im Jahre 1934, ausgedrückt in Prozenten der Normalmengen.

Stationen	Höhe über Meer	Jan.	Febr.	März	April	Mai	Juni	Juli	Aug.	Sept.	Okt.	Nov.	Dez.	Jahr
Platta	1378	96	95	124	139	41	114	69	198	26	35	264	69	101
Bernhardin	2073	27	204	228	227	40	95	34	171	25	51	297	175	121
Splügen	ca 1500	51	102	126	179	49	92	76	210	29	63	224	58	104
Davos-Platz	1561	91	18	93	73	79	168	86	167	67	121	105	87	104
Reichenau	604	63	16	80	75	34	110	59	151	51	67	99	59	75
Chur	610	54	17	139	96	53	172	70	190	53	78	106	85	99
Altstätten	452	151	3	73	18	36	223	83	159	86	101	33	100	86
St. Gallen	702	174	27	62	194	62	113	91	183	152	85	48	107	98
Kreuzlingen	446	154	27	98	20	40	144	72	155	134	106	58	117	97
Lohn	ca 643	138	21	114	56	25	86	78	126	97	78	46	81	80
Basel-Bernoullianum	277	143	33	129	27	12	136	76	152	73	72	77	87	81
Glarus	480	132	11	73	41	48	128	82	165	69	99	45	90	89
Einsiedeln	914	168	13	78	33	64	115	86	146	124	104	51	92	93
Zürich	493	159	16	72	24	35	122	74	135	111	99	32	103	85
Rigi-Kulm	1787	518	42	214	50	52	106	79	133	167	144	97	204	125
Engelberg	1018	202	24	101	54	44	111	35	88	61	79	66	90	78
Luzern	498	184	15	85	33	60	125	80	96	98	81	64	111	86
Guttannen	ca 1055	138	19	88	75	47	192	96	139	64	92	143	82	100
Beatenberg	1148	147	17	77	50	67	132	102	102	94	101	41	114	90
Bern	572	111	10	112	50	24	182	86	137	70	97	66	100	92
Chaumont	ca 1115	160	40	198	46	39	113	81	130	54	83	52	140	93
Neuchâtel	487	167	25	237	47	32	117	82	128	35	93	68	144	96
Affoltern i. E.	795	128	8	107	43	42	134	26	98	77	83	63	96	77
Olten	ca 400	195	16	108	32	42	160	83	98	167	93	45	106	97
Muri	483	152	15	86	27	47	120	105	119	113	96	42	109	89
St. Bernhard	2475	165	35	205	114	73	142	89	88	62	103	172	172	117
Sion	549	128	0	106	108	42	207	66	61	49	58	63	132	82
Clarens	412	122	5	153	33	21	185	93	129	71	58	96	180	96
Lausanne	553	129	15	207	39	19	124	98	166	38	74	72	191	96
Genf	405	114	16	205	94	30	102	76	132	19	35	59	172	82
Lugano	276	28	62	204	173	99	74	160	225	27	55	262	150	126
Sils-Maria	1814	22	112	256	150	70	130	96	191	30	39	258	85	117
Bevers	ca 1710	51	108	259	121	61	109	79	163	36	52	221	96	106

Die Niederschlagsbilanz des Jahres 1934

Im Berichtsjahr überschreiten die Jahressummen der Niederschläge die Normalbeträge nur auf den Höhenstationen und auf der Südseite der Alpen in nennenswertem Maße, im Tessin um etwa 20 bis 30 %. Die Alpennordseite dagegen zeigt Defizite, besonders im Wallis, Mittelland und Jura, wo strichweise Fehlbeträge von 30 % vorkommen. In den Tälern des Alpengebiets weichen die Beträge im allgemeinen wenig von den Normalwerten ab.

Die Verteilung der Niederschläge auf die einzelnen Monate ist aus der vorstehenden Tabelle der prozentualen Mengen zu ersehen. Danach waren nasse Monate für die Nordseite der Alpen (ohne Westschweiz) besonders der Januar und (weniger ausgesprochen) der Juni und der August, für die Westschweiz der März und der Dezember und für das Tessin und das Engadin ebenfalls der März, der August und besonders der November (infolge vorherrschender Föhnlage). Im übrigen Bündnerland war der August der nasseste Monat. Besonders trocken andrerseits war auf der Alpennordseite mit Einschluß der Westschweiz der Februar (Bern hatte nur 10%, Sion keinen Niederschlag). Auch April und Mai waren hier relativ niederschlagsarm. Auf der Alpensüdseite waren Januar und September besonders trocken.

Einzelne bemerkenswerte Niederschläge

von **M. Grütter.**

Die folgende Arbeit bringt, wie üblich, eine Beschreibung der wichtigeren Niederschlagsfälle des Jahres 1934 nebst einer kurzen Charakteristik der zugehörigen meteorologischen Situation. Auf besonders niederschlagsreiche Fälle wurde etwas näher eingegangen. Bedeutendere Tagesergebnisse in mm, gemessen um 7.30 h des Nachtages, sind im Text angegeben. Für einige Fälle wurden Niederschlagskarten gezeichnet.

5. Januar

In der Nacht vom 5. zum 6. Januar brachte eine Okklusion (zugehörige Zyklone über der Nordsee) dem Voralpenland zwischen Thunersee und Rheinmündung größere Niederschläge. Maximale Beträge wurden gemessen in Buchsteg (Eigenthal) (36 mm), auf Rigi-Kulm (40), in Küßnacht (Schwyz) (29), Schönenberg (Waldhalde, Sihltal) (29) und Heiden (26).

19. Januar

Die Niederschläge vom 19. Januar (Nacht zum 20.) bevorzugten das Mittelland und besonders die westschweizerische Jurazone (vergl. Regenkarte 1). Höchstbeträge wurden u. a. gemessen in Le Sentier (22 mm), La Cure (23), Châtelaine (22), ferner in St. Gallen (24 mm), Luthern (23) und Buchsteg (Eigenthal) (30). Das Alpengebiet und das Tessin hatten Beträge unter 10 mm. Diese Niederschläge knüpfen sich an den Vorstoß der kalten Rückseiteluftmassen einer tiefen skandinavischen Zyklone gegen die Alpen, unter Verdrängung und Aufstau von Warmluft, die am 18. in Mitteleuropa eingedrungen war.

12. März

Am 12. März verursachte eine Zyklone, deren Minimum über dem Kanal lag, durch eine ihrer Randstörungen, die bei vorwiegender Südströmung über das Alpengebiet hinwegging, größere Niederschläge im Tessin und in der Westschweiz (Cevio 75 mm, Mosogno 60, Olivone 62, Grono 66, Crana Torricella 63, ferner Genf 31 mm, Lausanne 35, Palézieux 42, Romont 30).

22. April

Der 22. April brachte eine starke Ueberregnung der Südabdachung der Alpen (vergl. Karte 2). Die Niederschläge konzentrieren sich um die bekannte Regenecke im Centovalli (Camedo 138 mm, Mosogno 114, Cevio 111, Fusio 109).

Es liegt hier der schon wiederholt (vergl. z. B. 15. Mai, 1926) festgestellte Fall einer die Alpen von Süden nach Norden überschreitenden Depression vor. Diese befand sich um 14 h des 21. noch über Ostalgerien, um 8 h des 22. vor Toulon, um 14 h über den westlichen Alpen, wobei je ein Minimum bei Marseille, Nizza und am Bodensee unterschieden werden kann, um 19 h bei Nürnberg und am 23., um 8 h bei Berlin. Dabei vertiefte sie sich langsam auf Kosten einer Depression

nördlich von Schottland, mit der sie sich auf der 8 h Karte des 22. durch eine Rinne verbunden zeigt, auf deren Ostseite warme Luft nach Norden, auf deren Westseite kalte Luft nach Süden fließt. Die auf der Rückseite der nordwärts abziehenden Zyklone von Westen her zufließende Kaltluft erzeugte in der Niederung (Zürich) einen Druckanstieg von 2.4 mm. Zwischen 7 ½ h des 22. und 7 ½ h des 23. hat die Temperatur der Luftschicht bis 2700 m hinauf um zirka 7 °, oberhalb etwas weniger abgenommen.

20. Juni

Die Niederschläge vom 20. Juni zeigen eine etwas unregelmäßige Zufallsverteilung, die sich aus ihrem teilweise schauer- oder platzregenartigen Charakter erklärt (vergl. Regenkarte 3). Doch handelt es sich nicht eigentlich um Gewitter. Gebiete mit mehr als 30 mm Niederschlag sind: die Nordwestseite des Neuenburger Jura (L'Auberson 39 mm, Les Brenets 35, Saignelégier 30), der Solothurner Jura (Herbetswil 40 mm), ein Streifen, der sich dem Nordwestrand der Alpen entlang von Jaun (33 mm), über Bern (43), Wasen (i. E.) (49) bis Beromünster (38) erstreckt, ferner die Schwyzer und die Appenzeller Alpen (Gersau 43 mm, Bisisthal 57, Vorderwäggithal 41, Starkenbach 42, Säntis 49, Schwäbrig 36).

Die Morgenwetterkarte des 20. zeigt eine Depression über Skandinavien, welche Staffeln maritimer Kaltluft von Nordwesten bzw. Westen her an die Alpenkette heranführt. Dabei sinkt die Temperatur in kleinen Stufen um total 5 ° zwischen den Morgenbeobachtungen des 20. und des 21.

25. Juni

Hauptniederschlagsgebiet (vergl. Karte 4) mit stellenweise ziemlich scharfen, von Gewittern herrührenden Maxima war an diesem Tag einerseits der Berner und der Solothurner Jura (Courtelary 39 mm, Solothurn 56, Mervelier 49, Lampenberg 43, Kilchberg 65, Beznau 46), andrerseits das nordseitige Voralpengebiet (Rochers de Naye 63 mm, Leysin 37, Jaun 40, Lenk 34, Wimmis 32, Kienthal 39, Grindelwald 40, Beatenberg 33, Flühli 39, Sarnen 44, Stans 56, Küßnacht 36, Gersau 66 Bisisthal 37, Willerzell 36, Vorderwäggithal 55, Glarus 40, Weesen 38, Starkenbach 45, Peterzell 38, Haag 42).

Die Schweiz befand sich an diesem Tag auf der Südostseite einer flachen Depression, deren Minimum über dem Kanal lag. Die Niederschläge rühren teils von Nachmittagsgewittern her, teils hängen sie mit einem strichweise ebenfalls von Gewittern begleiteten Vorstoß maritimer Luftmassen aus Westen zusammen, die das Alpengebiet in der Nacht (25./26.) erreichten.

28. Juni

Die Verteilung der beträchtlichen Niederschlagsmengen, die am 28. Juni in den Voralpen der Alpennordseite gefallen sind, ist in Regenkarte 5 dargestellt. Die zum Teil ziemlich scharfen Maxima weisen folgende Werte auf: Saas Fee 53 mm, Les Plans 61, Rochers de Naye 99, Zweisimmen 84, Thun 73, Buchsteg (Eigenthal) 74, Weggis 81, Schwyz 75, Unterägeri 75, Oberkirch 62, Arbon 54, ferner Grellingen 69 mm und Locarno 50 mm.

Die Morgenwetterkarte zeigt eine Antizyklone über dem Atlantik westlich von Frankreich, ein ausgedehntes, ziemlich flaches Tiefdruckgebiet über dem nördlichen Mittelmeer und dem Balkan und ein kleineres über der Nordsee. An der Nordwestflanke des atlantischen Hochs fließt maritime Kaltluft südost- bis südwärts, deren (östliche) Grenze am Morgen des 28. ungefähr über Helder, Bonn, Nancy, Clermont, Bayonne verläuft. Die südlich und östlich der genannten Luftscheide lagernde warme Luft ist nur schwach bewegt, da die Druckverteilung über der östlichen Hälfte Europas flach ist. In der Schweiz herrscht windstilles, helles Wetter und die Einstrahlung sorgt bei schwach bewölktem Himmel für kräftige Erwärmung der Warmluft vom Boden her. Die vertikalen Temperaturgradienten in dieser Luftmasse sind die bei Gewittersituationen gewöhnlich vorkommenden. Der Aufstieg von Le Bourget (Paris) zeigt, daß die kalte Luftmasse bis auf 3000 m Höhe 6 bis 7 ° kälter ist.

Die Front der kalten Luft erreichte die Alpen gegen Abend. Sie passierte Zürich um 17½ h (Barometeranstieg zwischen 16.25 h und 18.30 h = 2.6 mm) und bewirkte hier gewitterhafte Umschichtungen der Warmluft, ausgelöst durch die erzwungene Hebung derselben zwischen Kaltluft und Gebirge. Einige Gewitter gehen der Kaltfront übrigens ziemlich weit voraus. Die Kaltluft erreichte den Säntisgipfel um 19½ h. Viel höher ist sie in den Alpen offenbar nicht gestiegen. Die weitere Entwicklung der Situation, nämlich die Bildung einer Hochdruckbrücke über England-Skandinavien und die Vertiefung der Mittelmeerdepression bewirkten im Gegenteil einen Rückzug der Kaltluft, die südwestwärts abzufließen begann. Dies zeigt die Morgenwetterkarte des Nachtages. Im Voralpenland liegt immer noch ein Keil kalter Luft. Weiter im Norden ist die Kaltmasse schon weiter westwärts bis hinter den Rhein zurückgewichen und wir finden westlich des Rheins und im nördlichen Alpenvorland eine ziemlich breite Zone schwachen Aufgleitregens. Der Verschiedenartigkeit dieser Vorgänge entsprechend regnete es in Zürich zunächst ziemlich stark bis um Mitternacht, dann noch schwach bis zum Mittag des 29.

15. Juli

Große Niederschlagsmengen fielen am 15. Juli in der Umgebung der Churfirsten (Weesen 106 mm, Starkenbach 92) (vergl. Regenkarte 6). Die Zone mit über 40 mm Niederschlag erstreckt sich als schmales Band vom Urnersee (Isenthal 60 mm) über die Schwyzer Alpen (Schwyz 45 mm, Euthal 73) und das Säntisgebiet

(Säntis 85 mm, Schwäbrig 55) bis nach Rorschach (46 mm).

Wir haben es hier mit der folgenden Situation zu tun: An der Nordostflanke einer Antizyklone (Max. 770 mm) über Frankreich-Spanien, die gegen eine südöstlich gerichtete flache Rinne über Deutschland abfällt, fließen maritime Kaltluftmassen gegen die Alpenkette. Die Niederschläge hängen offenbar zusammen mit der Aufstauung dieser Luftmassen am Nordhang der Alpen. Sie beginnen in Zürich um 13 h nachmittags, nehmen zwischen 14¼ und 15 h ausgesprochenen Gußregencharakter an und dauern dann noch mit geringer Intensität bis zum folgenden Morgen. Irgendwelche Fronten sind nicht nachzuweisen. Weder das Säntis- noch das Züricher Thermogramm weisen nennenswerte Unstetigkeiten auf. Der Luftdruck steigt in der Höhe sowohl wie am Boden fortdauernd gleichmäßig an. Gewittererscheinungen werden nur aus dem Tessin gemeldet. Der Wind weht auf dem Säntis seit 8.30 h aus NNW, später aus NNE. Diese Richtung wird aber merkwürdigerweise zwischen 15 h und 20.30 h durch eine W- bis WNW-phase unterbrochen, was offenbar zusammen mit den gußregenartigen Niederschlägen darauf hindeutet, daß außer dem Stau auch schauer- oder gewitterartige Vorgänge an der Niederschlagsbildung beteiligt sind. Das Fehlen aerologischer Daten (Sonntag) läßt diesen Fall leider für eine eingehendere Untersuchung ungeeignet erscheinen.

3. August

Die Niederschlagsverteilung dieses Tages ist in Regenkarte 7 dargestellt. Die ganze Nordhälfte des Tessins erhielt über 100 mm Niederschlag, das Maximum im Centovalligebiet über 200 (Camedo 220 mm, Locarno 161, Biasca 151, Faido 140, Airolo 101). Im Südosten sind die Beträge etwas kleiner (Lugano 66, Grono 80). Andrerseits aber setzt sich das Niederschlagsgebiet nordseits der Alpen bis an den Bodensee mit bedeutenden Beträgen fort. Wir finden hier noch Kerne mit über 70 mm in den Schwyzer, Glarner und Appenzeller Voralpen (Einsiedeln 73 mm, Klönthal 78, Elm 82, Braunwald 82, Obstalden 80, Peterzell 76, Urnäsch 77, Teufen 77, St. Gallen 76). Nach Osten und Westen fallen die Beträge stark ab.

Diese Niederschlagsverteilung zeigt große Aehnlichkeit mit denjenigen vom 21. Juni und vom 21. September des Jahres 1933. Auch die allgemeinen meteorologischen Verhältnisse sind den damaligen ähnlich. Am Morgen liegt eine Depression über den britischen Inseln und der Nordsee mit Minimum von 740 mm bei Aberdeen. Auf dem Kontinent ist die Druckverteilung flach. Leichte Depressionen liegen über dem Golfe du Lion und über der Poebene. Wesentlich ist, daß die Luftmassen über dem Mittelmeer und besonders im Osten, über dem Balkangebiet und Mitteleuropa wesentlich wärmer sind als diejenigen in Frankreich, wobei die Alpenkette die Luftscheide bezeichnet. Aus den Angaben unserer Alpenstationen und den aerologischen Sondierungen von Friedrichshafen und München ist der horizontale Temperaturgradient über dem Alpengebiet leicht zu ersehen. Im Niveau von 1500 m verläuft die 10° Isotherme über Rochers de Naye, Rigi, Konstanz, die 12° Isotherme über Locarno, Chur, die 14° Isotherme über Engadin, München.

Die Barogramme, aber auch die Wetterkarten zeigen deutlich zwei Druckminima, die mit etwa 40 km Stundengeschwindigkeit in westöstlicher Richtung über unser Land hinwegstreichen. Auf den Wetterkarten sind sie als unregelmäßige, schwache Rinnen zu er, kennen, die die Nordseedepression mit der Poebenedepression verbinden. Die Niederschläge fallen in unserem Land während ihrer Rückseitephase. In Zürich passierte das erste Minimum um 4½ h, das zweite um 17½ h. Die Niederschläge fallen hier von 5¼ bis 10½ h und von 16½ bis 20½ h. Im Moment der Passage beobachtet man ein Drehen des Windes: das erstemal (um 4½ h) von ESE nach WNW und (nach Rückdrehung) das zweitemal (um 19 h) von NE nach NW. Auf dem Säntis erfolgt die Winddrehung zirka um 7½ h von ESE nach SW und um 19½ h von SE nach SW. (Rückdrehung im Maximum um 11 h.) Die beiden Druckschwankungen sind offenbar als zyklonale Wellenstörungen im Grenzgebiet der beiden verschieden temperierten Luftmassen nordwestlich und südöstlich der Alpen aufzufassen. Die zweite hatte Gewitterstörungen zur Folge: zunächst im Westen des Landes zwischen 15 und 17 h, später auch im Nordosten und gleichzeitig im Tessin zwischen 18 und 20 h. Für die bedeutende Niederschlagsbildung ist in erster Linie der Gewittercharakter der Situation verantwortlich zu machen. Die Temperaturänderungen während der Passage der Störungen sind unbedeutend; ein starker Temperaturfall tritt erst später ein. Zwischen 7½ h des 3. und 7½ h des 4. August beträgt die totale Temperaturänderung auf dem Säntis —6°, in Zürich —1°, auf dem Monte Generoso —2°, in Lugano +2°.

4. August

Auf der Alpennordseite erhielt ungefähr dieselbe Gegend auch am 4. noch beträchtliche Niederschläge, wenn auch weniger als am 3. (vergl. Regenkarte 8). Wir erwähnen besonders: Einsiedeln 41 mm, Bisisthal 71, Braunwald 56, Klönthal 63, Elm 56, Obstalden 52, Ricken 54, Appenzell 40, Altstätten 45. Höhere Beträge als am 3. hat nur der Osten (Prätigau) erhalten (Schiers 47, Klosters 49, Schuls 23). Das Tessin tritt dagegen stark zurück. Das Maximum liegt jetzt etwas südlicher, bei Crana Torricella (65 mm). Camedo erhält noch 39 mm.

Am 4. August entwickelte sich die zweite der oben erwähnten Störungen, ähnlich wie das in den genannten früheren Situationen der Fall war, im Osten zu einer ausgesprochenen Depression, deren Minimum am Morgen über Mitteldeutschland lag. Die Niederschläge

sind Rückseiteniederschläge, verursacht einerseits durch Aufstau der Kaltluft an der Alpenkette, andrerseits durch einen von Gewittern begleiteten Einbruch der Kaltluft in die warme Luft der Alpensüdseite.

9. August

Die Gewitterregen, die am 9. August und in der Nacht zum 10. in unstabiler, schwach bewegter maritimer Kaltluft niedergingen, ergaben Beträge von mehr als 40 mm in den Schwyzer Alpen (Schwyz 42 mm, Sattel 50, Oberiberg 48, Euthal 51, Vorderwäggithal 44, Klönthal 47, Weesen 43). Ferner liegt ein scharfes Maximum bei Küsnacht (Zürich) (70 mm).

An diesem Tag lag eine mäßig tiefe Depression zwischen Island, Schottland und Skandinavien, ein flaches Tiefdruckgebiet über dem Mittelmeer.

23. August

Am 23. August verursachte eine heftige Gewitterbö im Neuenburger und Berner Jura und im Thurgau großen Sturm- und Hagelschaden. (Vergl. Annalen, Anhang Nr. 3.) Maximalbeträge an Niederschlag fielen dabei im Doubsgebiet (Saignelégier 37 mm, La Chaux-de-Fonds 32), im Baselland (Therwil 36 mm, Liestal 41) und in einer vom Bodensee bis zum Vierwaldstättersee reichenden Zone (Weinfelden 47 mm, Affeltrangen 45, Kollbrunn 40, Hinwil 32, Schönenberg (Waldhalde) 34, Unter-Aegeri 37, Gersau 39, Pilatus 46).

Es liegt hier ein sogenanntes Wirbelgewitter vor, das sich, bei flacher Druckverteilung über dem Kontinent, am Südrand einer nördlichen Depression (Centrum nördlich von Schottland) entwickelt hat. Um 8 h verläuft die Frontlinie (noch ohne eigentlichen Gewittercharakter) über Helder, Paris, Bordeaux, bewegt sich mit zirka 80 km Stundengeschwindigkeit ostsüdostwärts und erreicht das Alpengebiet am Nachmittag. Eine namhafte Druckstufe (Zürich um 17½ h) macht sich nur in den tieferen Niveaus bemerkbar. Die mittlere Temperaturerniedrigung bis zum Nachtag beträgt nach den Registrierungen der Höhenstationen zirka 5°.

9. September

Am 9. September gingen über dem zentral- und nordostschweizerischen Voralpengebiet außerordentlich starke Gewitterregen nieder. Die Regenkarte 9 gibt einen Ueberblick über die Tagesmengen. Der Kern des Niederschlagsgebiets liegt in der Gegend des Rigi- und des Roßbergmassivs, wo mehr als 180 mm auf folgenden Stationen gemessen wurden: Rigi-Kulm 206 mm, Walchwil 181, Unterägeri 181, Morgarten 185. Das Gebiet mit mehr als 100 mm Niederschlag umfaßt u. a. noch folgende Stationen: Pilatus (117 mm), Buchsteg (Eigenthal) (137), Weggis (168), Küßnacht (110), Zug (105), Schönenberg (Waldhalde) (111), Einsiedeln (104), Willerzell (107), Lachen (102), Oberkirch (129), Wald (Sanatorium) (101), Sternenberg (106). Ebenfalls mehr als 100 mm hatten Teufen (118 mm), Arbon (125). Gegen das Mittelland und gegen die Hochalpen fallen die Beträge rasch ab, immerhin sind sie im nordschweizerischen Mittelland nicht unbeträchtlich. Es seien noch erwähnt: Thun 51 mm, Luzern 71, Zürich 45, Winterthur 56, Schaffhausen 45, St. Gallen 79, Glarus 31, Altdorf 54, Brienz 40.

Die Niederschläge begannen im Kerngebiet ungefähr um 18 h. Einige Stationen haben um zirka 21½ h Zwischenmessungen gemacht, aus denen hervorgeht, daß im Kerngebiet während der ersten 3½ Stunden nach Beginn des Regens bereits 60—80% der Gesamtmenge gefallen sind.

Diese gewaltigen Wassermassen haben in dem etwa von der 100 mm Niederschlagskurve umschlossenen Gebiet großen Schaden angerichtet, worüber in den Tageszeitungen seinerzeit ausführlich berichtet wurde. Verschüttungsschäden durch Murgänge und Geländerutschungen sind vorgekommen besonders an den gegen den Zugersee abfallenden Berghängen der Rigi, des Zugerbergs und des Roßbergs, an den Hängen um den Aegerisee (Unterägeri, Bergmatt), in der Umgebung von Sattel, Biberbrücke, Einsiedeln und am Nordhang des Etzel. Hauptsächlich unter Hochwasserschaden (Wildbäche, Ueberschwemmungen) haben gelitten u. a.: Goldau (Rigiaa), Steinen (Steineraa), Oberägeri und besonders das Tal der Lorze bei Neuägeri, die Umgebung von Baar, ferner Egg (Sihl), Lachen (Spreitenbach, Rotbach), Kaltbrunn, dann auch Appenzell und die Gegend von Bischofszell und Roggwil. Dadurch traten auch längere Unterbrechungen im Straßen- und Bahnverkehr auf, so u. a. zwischen Meggen und Küßnacht, Immensee und Goldau, Goldau und Zug, Richterswil und Siebnen; die Südostbahn war zeitweise vollständig stillgelegt.

Seit Bestehen des Stationennetzes läßt sich hinsichtlich der Menge der gefallenen Niederschläge nur ein Fall mit dem vorliegenden vergleichen, nämlich der 14. Juni 1910. Die damalige Niederschlagsverteilung war eine ganz ähnliche. Ein Kerngebiet lag über der Rigi (Rigi 230 mm?, Vitznau 233), ein zweites über Wildhaus (190 mm). Es seien hier noch die bisherigen Höchstbeträge (Tagesmengen) für einige Stationen angeführt: Weggis 125 mm, Walchwil 138, Unterägeri 110, Oberkirch 119, Einsiedeln 108 (alle am 14. Juni 1910), Lachen 90 (19. Jan. 1910).

Wenn auch zur Aufklärung der Größe der hier gefallenen Niederschlagsmengen weit umfangreichere Beobachtungstatsachen erforderlich wären, als derzeit möglich ist, so läßt sich doch wenigstens über die Natur des Phänomens einiges sagen: Sein Verlauf zeigt, daß hier eine durch einen niederen Kaltlufteinbruch ausgelöste gewitterhafte Umschichtung einer im labilen (feuchtlabilen) Gleichgewicht befindlichen Luftmasse stattgefunden haben muß.

Es sei zunächst der Ablauf des primären Kaltlufteinbruchs im Flachland an Hand der Züricher Beobachtungen kurz beschrieben: Nachdem am Vormittag der Himmel mäßig mit Altocumuli bewölkt gewesen war, denen sich am Nachmittag am Horizont, d. h. in den

Alpen und im Jura große Cumuli und Cumulonimbi hinzugesellt hatten, zog gegen Abend eine rasch dunkel werdende Wolkendecke von Westen her auf. Die Temperatur hatte ihr Maximum von 27.7° um 15 h erreicht und sank dann, zunächst langsam infolge der Bewölkungszunahme, stärker von 16.40 h an mit vorübergehend auffrischendem Wind (Turbulenz). Als Anfangszeitpunkt des eigentlichen Kaltlufteinbruchs kann 18 h angesehen werden, denn um diese Zeit beginnt mit einer weiteren Temperaturstufe der Druckanstieg. Beide sind 3 bis 4 Stunden später zu Ende. Die Temperatur ist dabei um 6 ° gefallen, der Druck um 3.8 mm gestiegen. Während dieser Zeit weht auch der Wind etwas heftiger, aber nie stärker als 13 m/sec, entsprechend dem verhältnismäßig kleinen horizontalen Temperatur- und Druckgradienten (2—3 mm/100 km). Auch die Windrichtung (WNW) hat nur eine kleine vorübergehende Drehung erfahren (NNW, 17¾—18¾ h). Eine eigentliche Böenwolke scheint nicht beobachtet worden zu sein, dagegen traten zwischen 18½ und 21½ h mäßige Gewitterstörungen auf. Niederschlag fiel von 18½ h an, intensiv von 19 bis 24½ h (28 mm). — Dieser Kaltlufteinbruch erweist sich somit als ein zwar namhafter, aber keineswegs besonders intensiver. Einzig die großen Regenmengen sind auch hier auffallend. Auf dem Säntis (2500 m) beträgt der entsprechende Temperaturfall noch 3—4 °, der Druckanstieg ist hier kaum mehr merklich.

Ueber Gestalt und Bewegung der „Frontlinie" in der Schweiz läßt sich wenig aussagen. Entsprechende Punkte des Verlaufs des Einbruchs (Diagramme) scheinen Basel und Bern ungefähr gleichzeitig, Genf 2½ Stunden früher, Zürich 1 Stunde später erreicht zu haben. Danach hätte die Front eine nordsüdliche Richtung und längs der Alpenkette eine Geschwindigkeit von zirka 60 Km/h gehabt. Die Isochronen für irgend ein Phänomen, so besonders diejenigen der Gewitter, sind aber jedenfalls keine Geraden. Allerdings sind die Gewitter nicht streng an die Front geknüpft. Einige gehen ihr ziemlich weit voraus. Sie weisen deutlich auf die vorhandene Labilität hin.

Ueber den Verlauf der Störung im Kerngebiet der Niederschläge sei folgendes mitgeteilt: Die Bewölkung war hier am Vormittag noch schwach, am Nachmittag trat starke Cumulonimbusbildung ein. Ein Beobachter in Brunnen spricht von großen, schwarzen, merkwürdig geformten Wolken, die sich kurz nach 16 h von Westen kommend zu großen Massen über der Gegend des Vierwaldstättersees zusammengeschoben hätten. Der Beobachter auf Rigi-Kulm notierte um 13½ h stärkere Bewölkung im NW, von woher gegen 16½ h eine dunkle Wolkenwand aufgezogen sei. — Nach seinen Notizen fällt auf dem Rigi der Starkregen der Hauptphase während zwei getrennten Intervallen: 17.55 h—18.45 h und 19.45 h—22 h, die zwei Stufen des Temperaturabstiegs von je 3 ° entsprechen. Das erste war mit Hagelfall und Blitzschlägen verbunden. Während der Zwischenzeit, die nur „einzelne leichte Regenfälle" aufweist, erhöhte sich die Temperatur vorübergehend etwas. Vom Säntis, wo sich der ganze Vorgang 1½ Stunden später abspielte, liegen keine Aufzeichnungen über Einzelheiten des Verlaufs der Niederschläge vor. Sie begannen hier merkwürdig spät (20¾ h). Der Gang der Temperatur zeigt dieselben Besonderheiten wie auf dem Rigi. Das kleine Temperaturmaximum der „Zwischenzeit" (21¼ h) fällt mit einer Winddrehung zusammen. Vorher (also auf der Vorderseite der Störung) herrschte (seit 17 h) mäßiger ENE-wind (Rigi ebenfalls NE-wind), nachher (Rückseite) starker WNW- bis NW-wind (vor 16 h SW-wind). Die zwei Intervalle, von denen hier die Rede war und die offenbar zwei „Armen" des aufsteigenden Luftstroms entsprechen, der den Kern der Störung bildet, gehören beide der Kaltlufteinbruchszone an. Dieser „Kern der Störung" befindet sich an der Stelle, wo die Kaltfront die Alpenkette berührt.

Der Vorgang seiner Fortbewegung — besser Weiterentwicklung, denn die Störung ist offenbar starken Transformationen unterworfen — ist ziemlich kompliziert. Doch lassen sich wenigstens über die Ankunftszeiten des Gewitterkerns über einigen Stationen ungefähre Angaben machen: Rigi 18½ h, Lachen 19¼ h, Appenzell 20½ h, St. Gallen 21½ h. Die Häufigkeit und Intensität der elektrischen Entladungen war im Rigigebiet mäßig, groß in Lachen und besonders in der Gegend von Appenzell und St. Gallen.

Diese Angaben mögen genügen. Sie zeigen, daß wir es hier im Prinzip mit dem folgenden Vorgang zu tun haben: Die an jeder Kaltfront eintretende aufsteigende Bewegung der vor ihr liegenden feuchten Warmluft wird an der Stelle, wo die Kaltfront die Alpenkette berührt, sehr verstärkt, weil die Warmluft hier durch das Gebirge am horizontalen Ausweichen gehindert wird. Dieses erzwungene Aufsteigen setzt sich hier fort in einen von selbst ablaufenden gewitterartigen Umsturz der ganzen Warmluftmasse. Daß ein solcher eintritt, setzt voraus, daß die erzwungene primäre Hebung eine von den Labilitätsverhältnissen abhängige genügende Höhe erreicht. Dies war in den Alpen der Fall, nicht aber im Jura, der ja von den aus Westen bis Nordwesten kommenden Luftmassen zuerst erreicht wurde, offenbar weil dieses Gebirge selbst nicht hoch genug ist, um einen namhaften Umsturz in die Wege zu leiten. Dieser trat daher erst an den Alpen ein.

Ueber die Beschaffenheit der Luftmasse (Feuchtigkeitsgehalt, Stabilitätsverhältnisse), die hier zur Umschichtung gelangte, ließ sich leider direkt nichts ermitteln. Zwar fand eine aerologische Sondierung in München am Morgen statt. Nach ihr aber erweist sich die dortige Luftmasse als so trocken, daß sie nicht mit der in der Schweiz zum Ausregnen gekommenen identisch sein kann. Da die Morgenbeobachtungen der schweizerischen Höhenstationen mit ihrer ebenfalls sehr geringen Feuchtigkeit gut zu den Münchener Resultaten passen, so muß wohl angenommen werden, daß die in Frage

stehende feuchtere Luftmasse erst im Laufe des Tages (9. Sept.) in die Gegend des Alpenvorlandes gelangt ist. Darauf deutet auch der Umstand hin, daß am Nachmittag unsere Stationen außer höherer Temperatur auch wesentlich höhere Werte der relativen Feuchtigkeit aufweisen als am Morgen. Herr G. Böhme, Davos, hat in einer demnächst in der Met. Zeitschr. erscheinenden Arbeit („Analyse der Schwergewitter vom 9. September 1934 in der Schweiz") eine Analyse der Luftmassen über Westeuropa durchgeführt, deren Ergebnisse, obschon sie sich notgedrungen lediglich auf die deutschen Aufstiege vom 9. und auf die westeuropäischen vom 8. September stützen, dennoch gewisse Rückschlüsse auf die Verhältnisse zulassen, die während der Störung in der Schweiz bestanden haben.

Nach der Passage der anregenden Kaltfront dauern natürlich die Ausgleichsvorgänge in der Atmosphäre und damit auch die Niederschläge noch fort. Auch wird noch eine gewisse Stauung der Kaltluft an den Alpen wirksam sein. Ferner macht sich nach Mitternacht eine Staffelfront in den Thermogrammen durch eine weitere Stufe von 1 bis 2° (fallend) bemerkbar. Der Regen dauerte noch bis gegen Mittag des 10.

Werfen wir nun noch einen Blick auf die Wetterkarte (9. September 8 h). Ueber dem Nordmeer liegt eine Depression (Minima 745 bezw. 740 mm südöstlich und nordöstlich von Island) mit zwei V-förmigen Ausläufern über Westengland und Westdeutschland. Auf dem Kontinent und über dem Mittelmeer ist die Druckverteilung flach. Mäßige Hochdruckgebiete liegen über Finnland und über den Azoren. Die Troglinie des zweitgenannten Ausläufers verläuft etwa über Helder, Aachen, Dijon, Marseille. Sie bezeichnet annähernd die Grenze zwischen der Kaltluft im Westen und der Warmluft im Osten. Die Temperaturunterschiede vor und hinter derselben sind am Boden zwar nicht bedeutend. Die Druckverteilung in der Höhe, die aus den Ergebnissen der deutschen Sondierungen und aus dem Windsystem in der Höhe (Piloten) erschlossen werden kann, deutet aber auf das Vorhandensein eines Warmluftgebietes in Form eines Keils, dessen Basis über der westlichen Poebene, dessen Spitze über Dänemark liegt. (Am 8. war dieses Warmluftgebiet noch ausgedehnter. Ueber Köln herrschte am 8. um 7½ h in 700 m Meereshöhe eine Temperatur von 27.1°, in 2100 m 13.8°.) Ueber dem Warmluftgebiet liegt in der Höhe ein Hochdruckkeil, an dessen Westflanke südliche bis südwestliche, an dessen Ostflanke nördliche Winde wehen. Oestlich der Rheinzone finden wir wieder kältere Luftmassen. Die genannte Front (Grenze) der französischen Kaltluft hat bei ihrem Vordringen nach Osten nicht nur in der Schweiz, sondern auch in Frankreich und Deutschland ziemlich heftige Gewitterstörungen verursacht. Ihr Niederschlagsgebiet ist aber nicht wesentlich über die Rheinzone hinausgelangt. München hat ebenfalls nur ganz geringe Niederschläge erhalten. Offenbar ist die feuchte Warmluft abgeflossen bezw. weggedrängt worden und eine Vereinigung der westlichen Kaltluft mit der nur noch wenig wärmeren Kaltluft im Osten eingetreten. Wie gewöhnlich hat die Kaltluft über Frankreich und dem Voralpenland bis zum Nachtag (10.) ein Hochdruckgebiet aufgebaut, von dem aus ein Hochdrucksattel nach dem nordosteuropäischen Hoch hinüberführt. Die Erniedrigung, die die Temperatur von 7½ h des 9. bis um 7½ h des 10. erfahren hat, beträgt auf dem Säntis 9.4°, auf dem Rigi 5.8°.

15. Oktober

Am 15. Oktober brachte ein hochreichender Kaltlufteinbruch dem Nordwesthang der Alpen und des Jura größere Niederschlagsmengen (vergl. Regenkarte 10). Mehr als 40 mm Niederschlag fiel in einer von La Chaux-de-Fonds (42 mm) bis nach La Cure (41 mm) reichenden Zone westlich des Hauptkammes des Jura (Cernier 44 mm, La Brévine 60, St. Sulpice 49, L'Auberson 57, Le Sentier 40), ferner im obern Toggenburg und am Wallensee (Starkenbach 93 mm, Weesen 56, Wallenstadt 44), im Kantonsgebiet von Schwyz (Vorderwäggithal 52 mm, Oberiberg 70, Schwyz 71), Glarus (Klönthal 48 mm, Braunwald 70) und Obwalden (Engelberg 57 mm), sodann im Haslital (Guttannen 56 mm), im Kander- und Simmenthal (Kienthal 44 mm, Boltigen 59) und im Quellgebiet der Saane (Jaun 58 mm, Château d'Oex 47, Gsteig 69).

Am Morgen liegt der Kern einer ziemlich tiefen Depression (Min. 730 mm) über dem Ostseegebiet, während über dem atlantischen Ozean hoher Druck lagert. Die östliche und südliche Grenze der Kaltluft verläuft von Riga aus über Dünaburg, Minsk, Lemberg, Prag, O-Gyalla, Eger, Romilly, Guernsey. Die Winde sind den großen Gradienten entsprechend kräftig, wehen südlich der Front und in Deutschland aus WSW bis W, in Nordfrankreich dagegen aus NW. Die Kaltluftgrenze verschiebt sich wenigstens im Westen ziemlich rasch südwärts. 13¼ h kann als Ankunftszeitpunkt der Kaltmasse in Zürich angesehen werden. Er ist gekennzeichnet durch eine Bö (von 22 m/sec) mit Windsprung von WSW nach WNW, durch den Beginn des Temperaturfalls, der mit einer plötzlichen Stufe einsetzt und den scharfen Beginn des Druckanstiegs. 14¾ h ist der entsprechende Zeitpunkt für den Säntis. Der Temperatursprung ist hier noch schärfer, dagegen zeigt das Barogramm lediglich ein plötzliches Anhalten des Druckfalls. Die Temperaturerniedrigung zwischen 7½ h des 15. und 7½ h des 16. beträgt nach den Angaben unserer Stationen und den Ergebnissen der Flugzeugaufstiege von München und Friedrichshafen ungefähr 11° bis ins Niveau von 3500 m hinauf, oberhalb ist sie noch größer, da am 15. in der Höhe eine erhebliche Temperaturinversion bestanden hatte.

Die Niederschläge beginnen schon lange vor Ankunft der Kaltfront, in Zürich um 6¼ h. Sie ergeben hier bis um 13 h bereits 36% der Gesamtmenge (32 mm) des Tages. Dabei war die Temperatur den ganzen Vor-

mittag hindurch sowohl in Zürich wie auf dem Säntis nahezu konstant.

Derartiger Kaltfrontpräfrontalregen tritt meist dann auf, wenn die Warmluft durch ein Hindernis, meist orographischer Natur, am Ausweichen vor der Kaltluft gehindert wird, so daß sie über das Hindernis hinwegsteigen muß. Meist liegt der Fall vor, daß die Kaltfront mit der Gebirgskette einen nach Westen offenen spitzen Winkel einschließt, in dem sich die von Westen hereinströmende Warmluft „verfängt". In unserem Fall biegt die Kaltfront erst ziemlich weit im Osten nach Süden um. Es ist aber zu beachten, daß zwischen Kaltfront und Alpen, also über Süddeutschland und der Schweiz, eine Luftmasse liegt, die zwar wärmer ist als die Kaltmasse, aber, wenigstens in den tiefern Schichten kälter als die Warmluft über Südfrankreich. So herrscht im Säntisniveau (2500 m) über Lyon eine Temperatur von + 3.2 °, auf dem Säntis — 1.8 °, über München — 2.0 ° (über Paris — 6.0 °, Duxford — 12 °). Erst oberhalb der oben erwähnten Inversion stimmt Lyon mit München wieder überein. Ein Blick auf die 8 h Karte zeigt ein Gebiet starker präfrontaler Niederschläge bei Dijon, Nancy, Besançon, Belfort. Auf diesen Stationen wurde bereits am Morgen bezw. 2.3, 1.6, 6.9, 17.7 mm Niederschlag gemessen. Da die Strömung in der Höhe (laut Isobarenverlauf) eine westliche bis nordwestliche war, so darf für die zwischen Alpen und Front auftretenden Präfrontalniederschläge wohl das Aufgleiten der Warmluft über die präfrontalen Kaltmassen und über die Gebirgshänge verantwortlich gemacht werden. Die Wichtigkeit der Orographie erhellt aus der Niederschlagsverteilung ohne weiteres.

10. November

Im November waren besonders die für diesen Monat typischen Föhnregenfälle im Tessin von Bedeutung. Am 10. fiel mehr als 70 mm Niederschlag in einer schmalen Zone an der Südwestgrenze des Kantons (Bosco 75 mm, Cevio 79, Mosogno 68, Brissago 82, Crana Torricella 65, Mezzana 72), ferner in Olivone im Bleniotal (73 mm) (Comprovasco 60, Biasca 61).

Das Minimum (740—745 mm) der ziemlich tiefen Zyklone befand sich am Morgen des 10. über Südwestengland, am Morgen des 11. bei Nantes. Die Druckdifferenz (red.) zwischen Lugano und Zürich betrug zirka 7 mm. Eine Störungslinie passierte das Alpengebiet um zirka 24 h. Während der Nacht fiel auch die Hauptmenge der Niederschläge (nordseits der Alpen nur wenige mm).

14. und 15. November.

Eine neue Föhnlage, verursacht durch eine Depression über dem Atlantik vor der französischen Westküste, brachte dem Südwesten des Tessins am 14. und 15. November wiederum größere Niederschlagsmengen (vergl. Regenkarte 11) (Cevio 106 mm, Mosogno 99, Camedo 101, Brissago 78, Locarno 87, Crana Torricella 73, Ponte Tresa 82). Diesmal waren die Beträge auch im Osten noch erheblich (Olivone 75 mm, Braggio 62, Misox 70, Soglio (Bergell) 61), ferner ist das Oberwallis zu erwähnen mit 51 mm in Reckingen, 48 in Fiesch, 47 in Visp.

Die Niederschläge dauern am 15. noch fort bis zum Abend und ergeben im Maggiagebiet und im Wallis noch Beträge über 50 mm (Fusio 57 mm, Bosco 54, Locarno 54, Reckingen 49, Fiesch 55, Binn 60, Grächen 90, Kippel 54).

Die Depression verlagert sich dabei langsam nach Süden und füllt sich aus, allerdings zeigt sich schon am Nachmittag des 15. eine neue Teilzyklone an der Südküste von Spanien.

3. Dezember

Ein Strom warmer, feuchter Luft, der den Kontinent am 2. Dezember betreten hatte und am 3. bereits ganz Westeuropa überschwemmte, ließ wie in ganz Frankreich und in Deutschland, so auch in der Schweiz namhafte Niederschläge fallen, deren Verteilung in Regenkarte 12 dargestellt ist. Die Richtung der Strömung ist in der Schweiz vorwiegend von WSW nach ENE. Der Säntisanemograph (zeitweise eingefroren) zeigt WSW-wind, 40 bis 30 Km/h an, der Pilot von Dübendorf um 13 h in 1000 m Höhe 250 °, 47 Km/h. Der Umstand, daß die Niederschläge in diesem Fall nicht durch eine größere bewegliche Front bedingt sind, obwohl leichte Störungen in der Strömung vorkommen, läßt die Wirkung der Oberflächenbeschaffenheit unseres Landes deutlich hervortreten. Man hat den Eindruck, daß die Niederschläge Gebirgszüge bevorzugen, zu denen der Westwind über eine Ebene oder durch genügend weite Täler Zutritt hat. Niederschlagskerne finden sich im Jura (die Nordwestflanke ist hierbei deutlich bevorzugt) (L'Auberson 25 mm, Les Ponts 20, Evilard 21, Weißenstein 28), in den Freiburger Alpen (Rochers de Naye 22 mm, Jaun 26, Boltigen 30), auf der Nordostseite des Aaretals im Berneroberland (Furka 32 mm, Gadmen 26, Lungern 22, Flühli 20), im Napfgebiet (Wasen 29 mm, Herzogenbuchsee 25), in den Schwyzer Alpen (Rigi-Kulm 31 mm, Bisisthal 25, Oberiberg 24), in der Umgebung des Wallensees, im obern Toggenburg und im Zürcher Oberland (Obstalden 38 mm, Wallenstadt 30, Ricken 35, Wald (Sanatorium) 27, Bauma 34).

Ergebnisse
der im Alpengebiet aufgestellten Totalisatoren
für das hydrographische Jahr 1933/1934

Die nicht reduzierten Ergebnisse der Totalisatoren wurden im Berichtsjahr noch von der hydrologischen Abteilung seit Januar 1935 Institut für Gewässerkunde an der ETH, zusammengestellt.

Die Zentralanstalt wird weiterhin die Ergebnisse der Totalisatoren, die direkt gemessenen, wie auch die auf das sog. „Hydrographische Jahr" (1. X. bis 30. IX.) reduzierten Beträge an dieser Stelle publizieren.

m ü. M.	Station	1933—1934	cm gemessen	cm reduziert
		Suchetgebiet (Jura)		
1137	Mathoulaz	2. Oktober bis 8. Oktober	117	112
1465	Suchet (Chalet)	2. Oktober bis 8. Oktober	145	140
1535	Suchet (Sagne)	2. Oktober bis 8. Oktober	82	78
		Diableretsgebiet		
2870	Becca d'Audon	22. Sept. bis 1. Oktober	89	105
		Dent du Midigebiet		
1973	Montagne de Salanfe	2. Oktober bis 22. Sept.	113	113
2211	La Tour	2. Oktober bis 22. Sept.	164	164
1800	Plateau d'Emosson	30. Sept. bis 3. Oktober	130	130
2501	Col de Tanneverge	26. Sept. bis 2. Oktober	247	246
2860	Mont Ruan	28. Sept. bis 1. Oktober	188	188
2170	Le Vieux Emosson	30. Sept. bis 3. Oktober	185	185
2610	Lac Vert	Apparat wurde zerstört aufgefunden		
		Mont Blancgebiet		
3150	Col d'Orny	—	—	—
		Monte Rosagebiet		
2117	Mattmark	18. Oktober bis 19. Sept.	74	77
2620	Weisstal-Stelli	20. Oktober bis 18. Sept.	222	227
2690	Galmen	19. Oktober bis 18. Sept.	116	119
2565	Schwarzenbergkopf	18. Oktober bis 21. Sept.	260	265
2800	Ofentalpass	20. Oktober bis 18. Sept.	228	241
3025	Seewinenberg	4. Sept. bis 19. Sept.	337	317
3360	Allalingletscher	29. August bis 21. Sept.	216	200
3100	Gornergrat	10. Oktober bis 12. Sept.	109	111
3390	Furgghorn	31. August bis 13. Sept.	283	260
		Simplongebiet		
2470	Magenhorn	1. Oktober bis 1. Oktober	163	163
		Jungfraugebiet		
3460	Sphinx (Südhang)	2. Oktober bis 25. Sept.	223	223
3810	Mönchsgrat	5. Oktober bis 24. Sept.	321	321
3530	Trugberg	1. Oktober bis 27. Sept.	132	132
3180	Kranzberg	4. Oktober bis 28. Sept.	307	307
2890	Konkordia	3. Oktober bis 26. Sept.	116	116

m ü. M.	Station	1933 - 1934	cm gemessen	cm reduziert
		Grimsel- und Gelmergebiet		
2144	Gelmer Bergli	24. Sept. bis 17. Sept.	158	157
1900	Grimsel	14. Sept. bis 15. Sept.	115	101
2415	Pavillon Dollfuss	12. Sept. bis 14. Sept.	127	111
2900	Abschwung	12. Sept. bis 15. Sept.	166	150
2257	Oberaaralp	14. Sept. bis 14. Sept.	101	85
3310	Oberaarjoch	13. Sept. bis 13. Sept.	170	156
2430	Kl. Siedelhorn (S'hang)	11. Sept. bis 12. Sept.	183	167
		Titlisgebiet		
1800	Trübsee-Jochpass	30. Sept. bis 9. Oktober	181	177
		Gotthardgebiet		
2740	Fibbia	16. Sept. bis 28. Sept.	201	173
1960	Lago Ritom	17. Sept. bis 29. Sept.	147	132
		Adulagebiet		
2850	Scopi	1. Oktober bis 30. Sept.	179	179
		Rhätisches Alpengebiet		
2810	Piz Curvèr	6. Sept. bis 8. Sept.	132	127
2970	Piz Scalotta	30. Sept. bis 25. Sept.	135	135
2310	Julier-Hospiz	30. Sept. bis 30. Sept.	112	112
1910	Cluoza (Blockhaus)	1. Oktober bis 1. Oktober	101	101
		Silvrettagebiet		
2370	Silvrettahütte	26. Sept. bis 25. Sept.	145	145
3150	Eckhorn	26. Sept. bis 25. Sept.	150	150
		Taminagebiet		
1623	Vindels	4. Oktober bis 20. Oktober	107	97
1885	Vättnerälpli	3. Oktober bis 23. Oktober	109	99
2083	Gelbberg	26. Sept. bis 8. Oktober	134	131
2200	First (Wasserböden)	30. Sept. bis 23. Oktober	98	88
1396	St. Martin	27. Sept. bis 20. Oktober	136	126
2028	Panäraalp	27. Sept. bis 24. Oktober	154	144
		Tödigebiet		
2710	Klaridenfirn	12. Sept. bis 19. Sept.	279	265
		Säntisgebiet		
2504	Säntis	1. Oktober bis 30. Sept.	318	318
		Gebiet des Hohen Randen (Jura)		
915	Auf dem Hagen	4. November bis 27. Oktober	69	74

In der folgenden Tabelle sollen noch einige Ergebnisse von Totalisatoren mit langjähriger homogener Beobachtungsreihe, mit den dazugehörigen Basisstationen verglichen werden. Die angegebenen Niederschläge verstehen sich jeweils für ein hydrologisches Jahr (1. X. bis 30. IX.). Die Zahlen in Klammern geben die Niederschlagsmengen in Prozenten der Normalmengen wieder.

2870	Becca d'Audon	105	(65)	2320	Eigergletscher	174	(88)	2370	Silvretta (Hütte)	145	(96)
1168	Diablerets-village	107	(77)	1376	Kippel	68	(72)	3150	Eckhorn	150	(124)
1130	Gryon	88	(65)	1080	Fiesch	72	(77)	1561	Davos-Platz	92	(92)
1180	Gsteig bei Gsanen	89	(66)	2740	Fibbia	173	(92)	1207	Klosters	119	(93)
3100	Gornergrat	111	(98)	1960	Lago Ritom	132	(100)	1440	Süs	74	(94)
3391	Furgghorn	260	(93)	2103	Gotthard	206	(101)	1710	Bevers	90	(110)
1610	Zermatt	72	(96)	1143	Airolo	150	(92)	1236	Schuls	73	(100)
2475	St. Bernhard	191	(106)	759	Faido	134	(95)	2710	Klaridenfirn	265	(76)
3810	Mönchsgrat	321	(84)	893	Olivone	149	(105)	1300	Panix	103	(86)
3530	Trugberg	132	(78)	2850	Scopi	179	(89)	821	Auen	126	(76)
3180	Kranzberg	307	(82)	1378	Platta (Medels)	124	(100)	915	Auf dem Hagen	74	(86)
2890	Konkordia	116	(75)	1910	Cluozza (Blockhaus)	101	(65)	643	Lohn	67	(81)
1050	Grindelwald	105	(83)	1977	Buffalora	93	(97)				
810	Lauterbrunnen	113	(99)	1040	Martinsbruck	66	(104)				

Im allgemeinen erreichen die im Berichtsjahr gefallenen Niederschläge die Normalmengen nicht. Das Oberengadin und die Höhen des Unterengadins, der Tessin und der Kamm St. Gotthard bis St. Bernhard weisen geringe Ueberschüsse auf. Im rhätischen Alpengebiet werden die Normalmengen erreicht. Das Diableretsgebiet zeigt einen Fehlbetrag von $^1/_5$, das Haupttal des Wallis bis Gletsch einen solchen von $^1/_4$ bis $^1/_5$ der Normalmenge. Das Berner-Oberland, die Urner- und Glarneralpen haben Fehlbeträge von $^1/_5$ bis $^1/_{10}$ des langjährigen Mittels.

Was hier speziell interessiert, sind die Ergebnisse der Totalisatoren. Die Abweichungen gegenüber den Mittelwerten stimmen mit denen der Basisstationen gut überein. Eine Ausnahme macht der Scopi mit zu geringem Niederschlag. Vermutlich spielt hier die Aufstellung eine erhebliche Rolle. Der Totalisator auf Eckhorn zeigt diesmal einen erheblichen Ueberschuß gegen den von Silvetta-Hütte. Aber auch im voralbergischen Nachbargebiet zeigen die hochgelegenen Niederschlagssammler einen Ueberschuß, so daß die Ursache in den vermehrten Niederschlägen dieser Gegend und deren natürlicher Verteilung und nicht in ungeeigneter Aufstellung der Totalisatoren zu suchen ist.

Dr. Th. Zingg.

Einzelne bemerkenswerte Niederschläge 1934.
Quelques précipitations importantes en 1934.

Planche I

Tafel I.

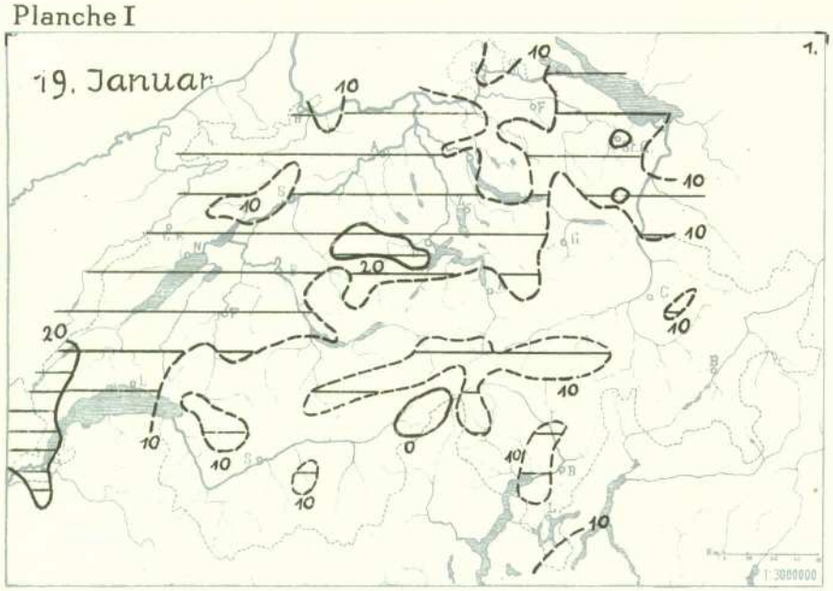

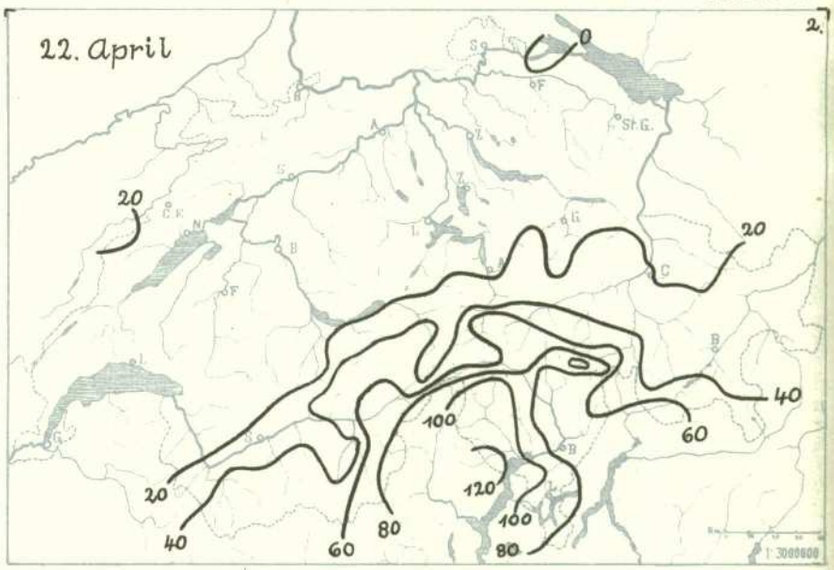

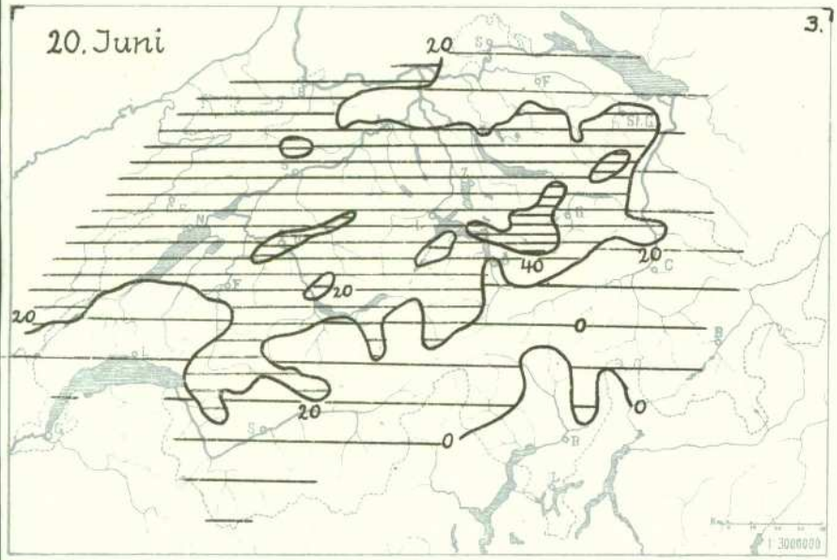

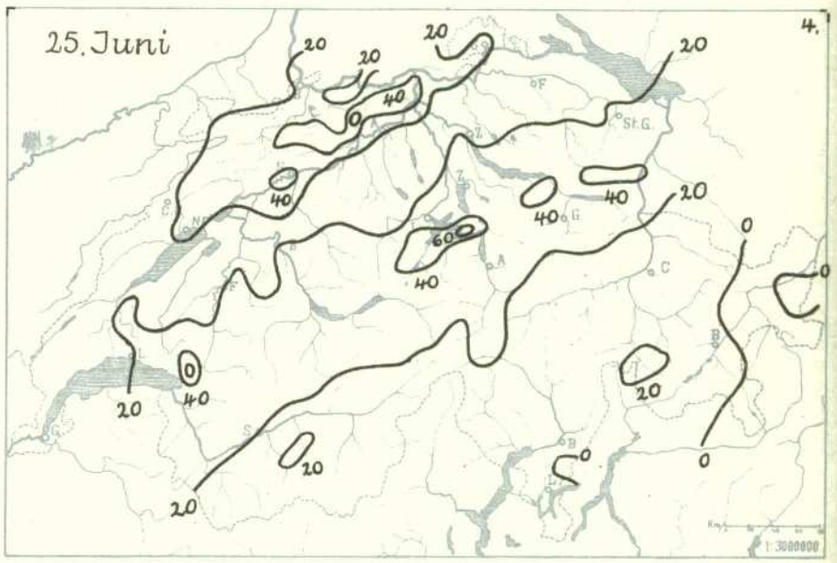

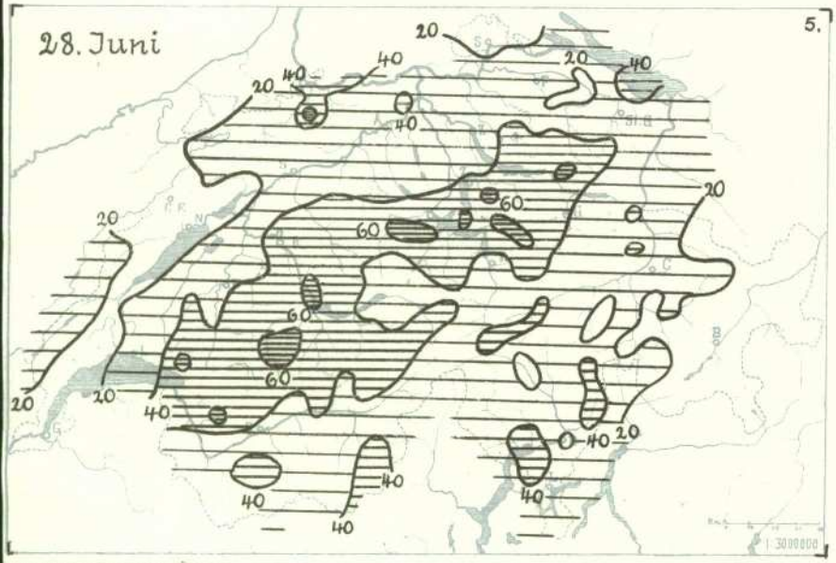

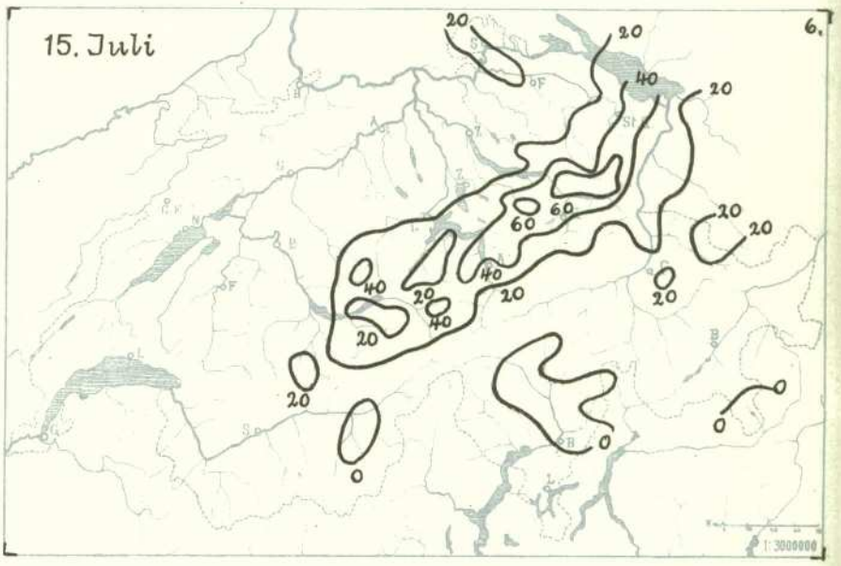

LITH. GEBR. FREY & KRATZ, ZÜRICH 2.

Einzelne bemerkenswerte Niederschläge 1934.

Quelques précipitations importantes en 1934.

Planche II

Tafel II.

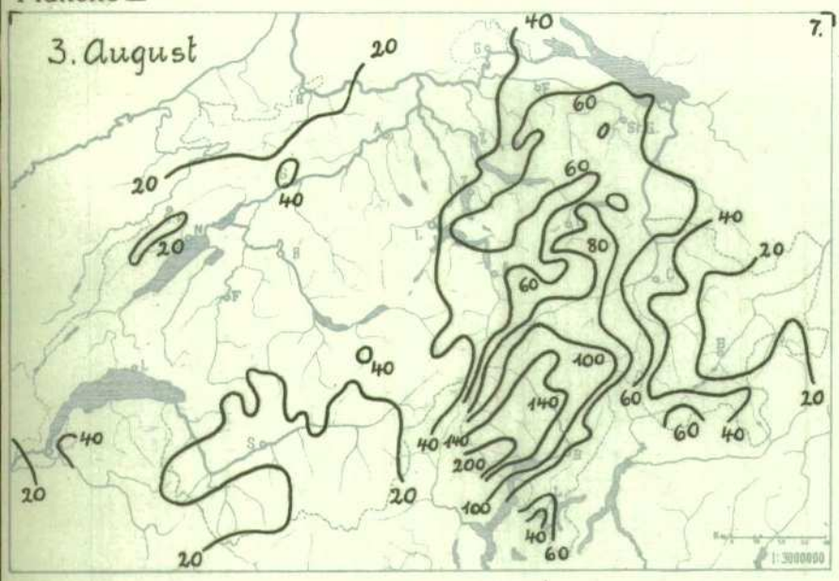

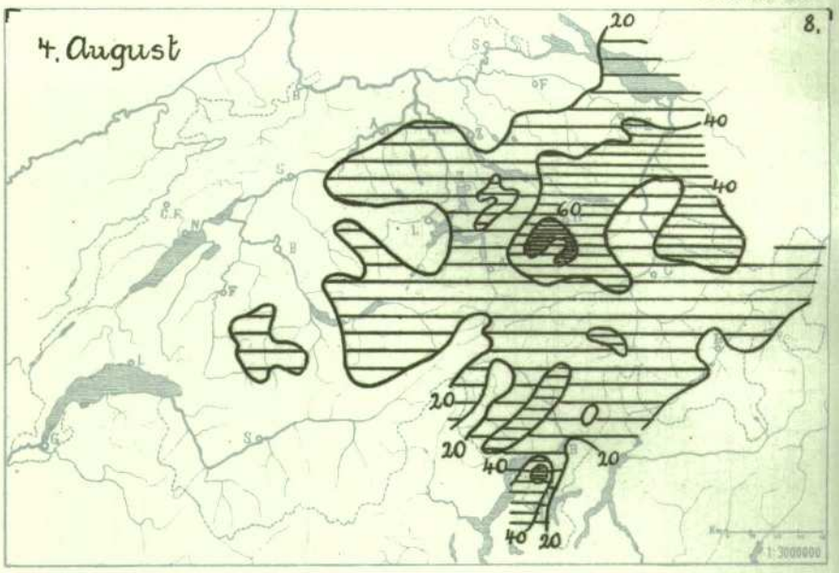

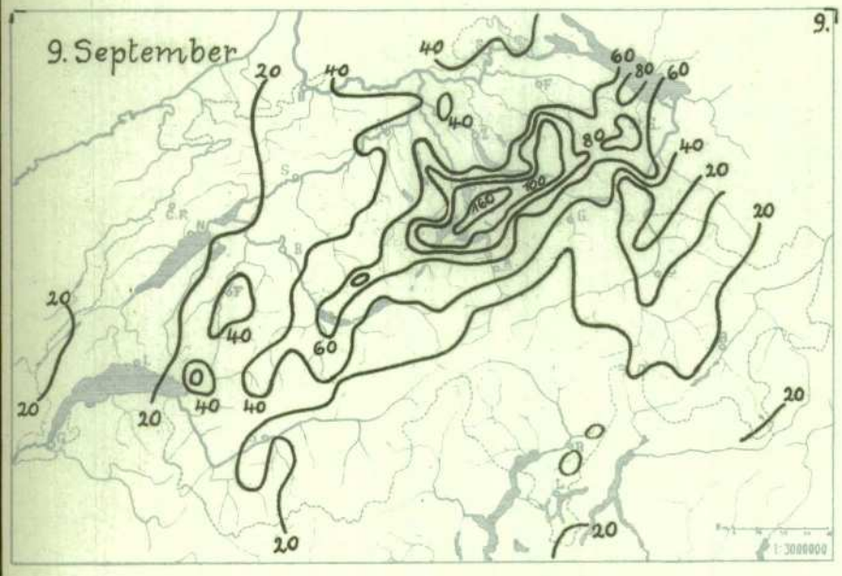

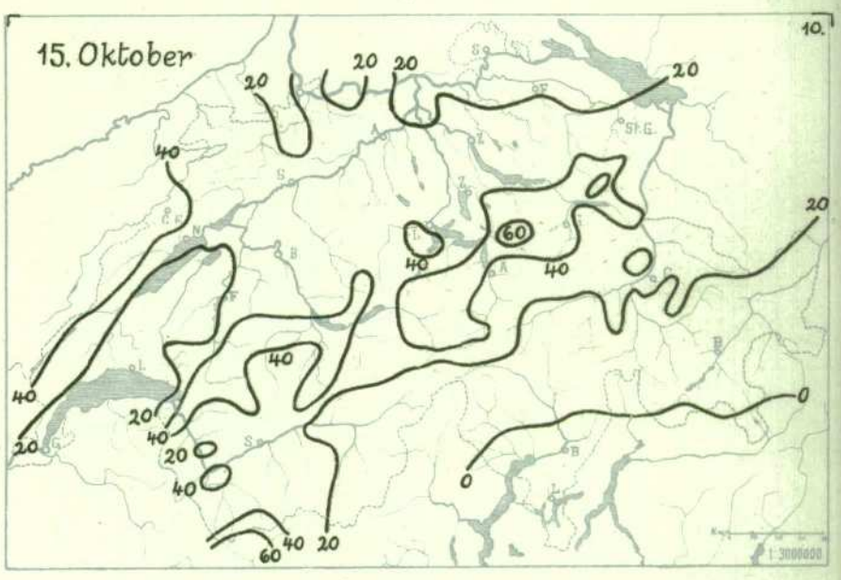

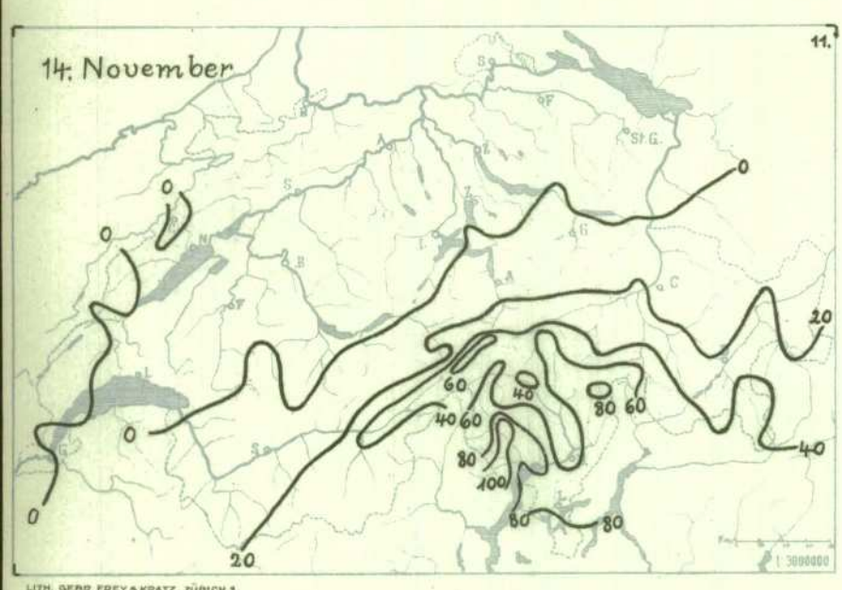

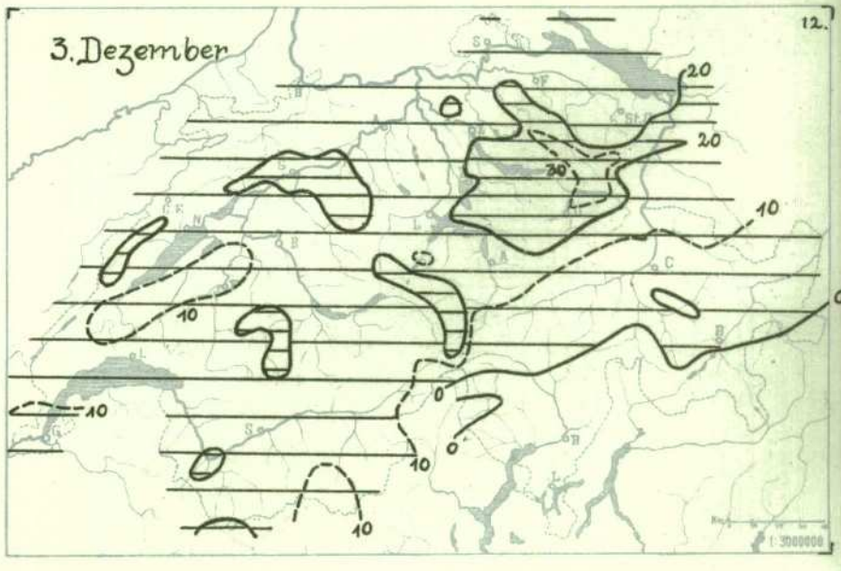

LITH. GEBR. FREY & KRATZ ZÜRICH 2.

Nr. 3

Observations des orages pendant l'année 1934

Les orages ont été observés de la même manière que précédemment. Cette année nous donnons d'abord la liste des orages observés en Suisse. Pour gagner de la place nous renonçons à publier chaque année la liste des observateurs d'orages. Nous supprimons également le tableau indiquant pour chaque mois le nombre de cartes ou d'observations reçues.

Les orages ont été fréquents en 1934, le nombre total de cartes ou observations d'orage est de 4734, en 1933 ce chiffre n'était que de 3800. Nous avons reçu 1329 cartes-formulaires annonçant les orages, 2112 observations proviennent des stations pluvométriques et 1293 des stations météorologiques.

La liste des orages est suivie d'une liste des coups de foudre parvenus à notre connaissance. Il est évident que cette liste ne contient qu'un tout petit nombre de tous les coups de foudre réellement arrivés.

Ensuite viennent deux tableaux. Le premier indique pour chaque jour le nombre de tout les avis d'orages ou de grêle qui nous sont parvenus. Le nombre des jours avec orage ou chute de grêle est de 137. Le second tableau est une compilation des listes de chute de grêle que, d'une part la Société Suisse d'Assurance contre la Grêle et d'autre part „l'Assurance-Grêle du Canton de Vaud" ont eu l'obligeance de nous remettre, avec les observations faites par nos stations météorologiques ou pluviométriques. Il convient de remarquer qu'une même commune peut figurer deux fois au lieu d'une pour une seule chute de grêle, cela provient du fait que nous utilisons plusieurs sources différentes.

Les cartes des isobrontes sont publiées comme les années précédentes, l'abondance des orages nous a obligé à en augmenter le nombre.

Ch. Golaz.

Observateurs d'orages en 1934

Nous complétons la liste publiée l'année passée en indiquant les noms suivants:

Auen-Linthal: Kurt Lorenz.
Baden: Josef Widmer.
Le Brassus: M. Reymond.
Bern-Bümpliz: E. Schütz.
Beromünster: A. Schmid-Willimann.
Biberist: Dr. Hans Mollet.
Bosco-Gurin: W. Sartori.
Berthoud: Ad. Paulus.
Chavannes (Renens): A. Schulé.
Châtel-St. Denis: Gendarmerie, F. Grivel, [sergent.
Coire: M. Defila.
Delémont: Sous-station C. F. F., E. Volkmar.
Einsiedeln: Station météorologique.
Fribourg: Sous station C. F. F.
Gais: P. Sonderegger.
Giubiasco: Sous-station C. F. F.
Gurtnellen: P. Müller.
Gersau: Robert Nigg.
Gossau: Sous-station C. F. F.
Haidenhaus: Ernst Sommer.
Liestal: Affolter.
Le Locle: F. Jung.
Leukerbad: Sr. Geroldina, Bains de l'hôpital.
Malans: Chr. Clavadetscher.
Meiringen: Michel, Station météorologique.
Monte Brè: Gaggini.
Mont-Soleil: Robert Frey.
Rigi-Kulm: Steiner, Station météorologique.
Ritom: Usine électrique.
Romont: Couvent de Capucins.
Rorschach: Streuli, Séminaire Mariaberg.
Schiers: Dr. Tarnutzer.
Schuls: Philipp, Ingénieur forestier.
Sihlwald: Stadtforstamt Zürich.
Seebach: Sous-station C. F. F.
Steinen (Schwyz): Sous-station C. F. F.
Thoune: Sous-station C. F. F.
Wangen a. A.: W. Frischknecht.
Weissenstein: A. Ostendorf, Station météorologique.

Changements survenus en 1934 parmi les observateurs d'orages:

1. Observateurs d'orages n'ayant ni station météorologique, ni station pluviométrique. — Ont cessé d'observer en 1934: K. Neuschwander, à Schüpbach près Signau; A. Fritschi, adjoint-forestier à Winterthour; G. Siebenmann, forestier d'arrondissement à Soleure; J. Eichenberger, régent à Zurzach (Argovie). — Nouveaux observateurs: Fritz Jung, Le Locle; E. Volkmar, Sous-station C. F. F. Delémont; F. Grivel, sergent de gendarmerie, Châtel-St. Denis.

2. Stations pluviométriques. — La station d'Orbe (Dr. Stämpfli) qui envoyait des cartes n'existe plus.

3. Stations météorologiques. — Les deux stations de Reichenau et de Faido qui observaient les orages ont été supprimées. — Les stations suivantes ont changé d'observateur au courant de l'anné 1934: Andermatt, Bevers, Glarus, Mont-Soleil, Adelboden, Locarno.

Liste des orages de l'anné 1934

27 janvier. Glaris 21h, Kreuzlingen soir.

27 février. Fribourg 15¾h.

12 mars. Locarno, Grono, Braggio soir.

18 mars. Zurich 13¼h ▲, Altstätten, Kreuzlingen, Appenzell, Gersau.

31 mars. Front orageux de la Vallée du Rhin aux Alpes Uranaises, de 17 à 21h.

1er avril. Orages locaux entre 16 et 17h: Genève, Romont, Rossenges, Marsens, Berne, Thoune et vers 14¾h à Langnau.

2 avril. De 14 à 19½h sur le Jura, dans la région du Lac des Quatre-Cantons et de Zurich et dans les Cantons d'Appenzell et de St. Gall.

3 avril. Orages locaux: Marcelin, Renens, Cossonay, Yverdon, Romainmôtier, Vallorbe, Marsens, Neuchâtel, La Châtagne, Morat, Fribourg, Beatenberg, entre 13 et 19h.

7 avril. Baulmes 11¾h ▲.

8 avril. Mormont, Kölliken. Barmelweid.

9 avril. Corcelles a ▲, Gryon p ▲.

12 avril. Langnau, Heiligenschwendi, Wasen, Berthoud.

19 avril. Le soir: Reigoldswil, Langenbruck, Olten, Külliken, Unterkulm, Muri, Berthoud, Wasen.

20 avril. Thoune.

21 avril. Haidenhaus, Buch.

22 avril. Dans tout le Canton de Schaffhouse, à Winterthour, Frauenfeld, Kreuzlingen, Hinwil vers 17h; au Tessin de 13 à 17h.

23 avril. Tessin de 12 à 16h avec ▲.

24 avril. Tessin.

27 avril. Grosshöchstetten.

30 avril. Bellinzone, Braggio, Grono 18–19h.

1er mai. Front orageux de 17 à 19h: Jura Vaudois et Neuchâtelois jusqu'à la ligne Berne, Berthoud, Soleure. Vers 16h zone orageuse: Vaud, Fribourg.

2 mai. Front orageux de 13 à 15h du Lac de Zurich à celui de Constance.

3 mai. Orages isolés sur tout le Plateau Suisse, plus particulièrement dans les cantons de Schwyz, St. Gall et Appenzell de 14 à 18h.

5 mai. Willerzell, Lauenen ▲.

6 mai. Steckborn.

7 mai. Deux fronts orageux: Schaffhouse, Thurgovie de 12 à 14h et de 15 à 17h. Orages isolés sur le Plateau. Arosa 12¾h ▲.

10 mai. Tessin 14–16½h, Grandchamp 5¾h.

11 mai. L'après-midi et le soir: Romont, La Valsainte, Lac des Quatre-Cantons, Schanfigg, Coire, Davos, Prättigau.

12 mai. Front orageux de 14 à 17h du Jura Neuchâtelois à l'Oberland Bernois. Dans la soirée au Tessin.

13 mai. Jura et Plateau dans toute leur étendue. Orages isolés: Tessin et Grisons, après-midi et soir.

14 mai. Le matin: Baselaugst, Möhlin, Wintersingen, Böttstein, Olten, Biberist, Zurich, Uster, Horgen, Grono. Le soir: Comprovasco, St. Gall, Rorschach, Schiers. Davos.

15 mai. Niedergerlafingen, Ilanz.

16 mai. Orages isolés: Lausanne, Thoune, Heiligenschwendi, Beatenberg, Interlaken, Brienz, Kienthal, Langnau de 16 à 19h, en outre: Zofingue, Weggis, Gossau, Kreuzlingen.

18 mai. Lugano et environs vers 17h,

19 mai. Filisur, Savognin, Splügen le soir.

20 mai. Lac des Quatre-Cantons de 18 à 21h.

23 mai. Frauenfeld, Weinfelden, Aadorf, Degersheim, Flawil le soir.

25 mai. Coire, Reichenau, Arosa, Davos, Vicosoprano le soir.

26 mai. Orages locaux: Genève, Barberine, Martigny, Bourg-St. Pierre, Loèche-les-Bains, Flühli, Engelberg, Gurtnellen, Göschenen, Gotthard, Glaris, Schiers, Coire, Tschiertschen, Arosa, Braggio, Grono, Locarno, Crana.

27 mai. Linthal, Marsens.

30 mai. Front orageux 16 à 18h: Genève, Vaud, Neuchâtel. Orages isolés: Gurtnellen, Gotthard, Locarno, Lugano, Bernardino, Buffalora.

31 mai. Orages isolés: Les Taillières, Le Sentier, L'Auberson, Marcelin, Einsiedeln, Appenzell, St. Gall, St. Antönien, Crana.

1er juin. Front orageux: Genève, Vaud, Neuchâtel: 18½ à 22h. Zone orageuse: Bâle, Argovie 8 à 9h. Zone orageuse: St. Gall. Appenzell 11 à 12h.

2 juin. Front orageux de Bâle à Zurich de 15 à 17h, en outre orages l'après-midi et le soir: Yverdon, Neuchâtel, Romont, Fribourg, Berne, Berthoud, Kandersteg, Linthal.

3 juin. Front orageux sur le plateau, de Genève à Rorschach, de 9 à 15h. Zone orageuse au Tessin 12 à 14h.

4 juin. Le Pont, Schiers.

5 juin. Orages locaux: Marcelin, Renens, Rossenges, Romont, La Valsainte, Beatenberg, Altdorf, Linthal, Säntis, Appenzell, Frauenfeld, Kreuzlingen.

6 juin. Orages locaux: Tessin, Aesch (Lucerne).

7 juin. Tessin, Bevers, Muri, Weissenstein (▲).

9 juin. Tessin, Arosa, Auen (Linthal) ▲.

10 juin. Wasen i. E., Schiers.

11 juni. Front orageux dans le nord, de Schaffhouse à Rorschach, de 17 à 20h. Front orageux: Bâle, Argovie, 21 à 22h. Orages locaux: Suisse Centrale, Uri, Tessin, Lac de Thoune, Berne, Fribourg, Château-d'Oex, Sion.

12 juin. Front orageux de nord-est à sud-ouest de Schaffhouse-Appenzell à Berne. Orages locaux: Fribourg, Romont, Lausanne, Valais.

13 juin. Orages isolés: Neuewelt, Walchwil, Langnau, Clarens.

14 juin. Martigny, Waldenburg.

15 juin. Orages locaux ou isolés: Savatan, Les Taillières, Mont-Soleil, Saignelégier, Berne, Beatenberg, Basel-Augst, Olten, Aarau, Böttstein, Schleitheim, Stein a. Rhein, Haidenhaus, Frauenfeld. Kreuzlingen, Winterthour, Uster, Bauma, Schiers.

16 juin. Morat.

18 juin. Ascona.

19 juin. Deux fronts orageux: a) de nord-ouest à sud-est, du Jura au Tessin, de 14 à 20h. b) dans le nord, de Schaffhouse à Appenzell de 12 à 15h.

20 juin. Orages locaux: Château-d'Oex, Leysin, Loèche-les-Bains, Einsiedeln, Kienthal, Schiers, Eptingen, Ponte-Tresa.

23 juin. Serrières, Grandchamp.

24 juin. Front orageux partant de la ligne Bâle-Fribourg-Montreux et s'étendant jusqu'au Lac de Constance, 19 à 23h. Orages locaux: Jura Neuchâtelois, L'Auberson, Yverdon, Cossonay, Lausanne.

25 juin. a) Orages locaux le matin dans le canton de Fribourg, b) front orageux Argovie, Schaffhouse, 15–17h, c) front orageux Oberland Bernois-Suisse Centrale, 13–15h, d) front orageux sur le Jura, 21 à 23h, e) orages locaux: Valais, St. Gotthard.

26 juin. a) Orages locaux dans le voisinage du Lac de Zurich, 12–15¾h, b) orages isolés: Mont-Soleil, Fribourg, Château-d'Oex, Varen, Schuls.

27 juin. Clarens, La Châtagne, Hof-Oberkirch.

28 juin. Orages dans presque toute la Suisse, pas de front à proprement parler, mais un curieux tracé des isobrontes (voir carte).

29 juin. Varen, Olivone.

30 juin. Front orageux de l'est à l'ouest sur le Plateau et le Jura de 14 à 17h.

1er juillet. Orages locaux le soir dans les cantons de St. Gall et d'Appenzell. Orages isolés: Hinwil, Affeltrangen, Niederneunforn.

3 juillet. Orage à Locarno durant 16 heures consécutives.

7 juillet. Gsteig.

9 juillet. Crana.

10 juillet. Front orageux de sud-ouest à nord-est dans le Jura, du Sentier à Mont-Soleil, puis dans le Valais, l'Oberland Bernois, la vallée d'Uri, le Tessin, la Mésolcine et la Haute Engadine, de 15 à 19h.

11 juillet. Deux fronts orageux: a) Schaffhouse d'ouest à est, 13 à 14h, b) de Berne à l'est du pays de 15 à 19h.

12 juillet. a) Fronts orageux dans le Jura Vaudois et Neuchâtelois de 3 à 6h du matin, b) front orageux étendu, prenant naissance entre Berne et Langnau et se propageant jusqu'à la ligne Bâle-Schaffhouse-St. Gall-

Schuls de 17 à 21h, c) orages locaux: canton de Fribourg vers 18½h, en outre Genève, Renens, vallée du Trient, Bourg-St. Pierre, Beatenberg.

13 juillet. Front orageux de nord-ouest à sud-est dans le nord-est de la Suisse de 10 à 12h, b) orages locaux l'après-midi: Altdorf, Linthal, Comprovasco, Biasca, Grono, Lugano, Vicosoprano.

14 juillet. Orages locaux: Marcelin, Romont, Fribourg, La Valsainte, Aesch (Bâle), Baselaugst, Rheinfelden, Möhlin, Baden, St. Gotthard, Airolo, Linthal, Arosa, Davos, Braggio, Grono, Crana, Lugano.

15 juillet. Otelfingen, Bellinzone, Brissago.

19 juillet. Orages locaux: Grisons: Schiers, St. Antönien, Thusis, Filisur, Splügen, Savognin, Safien-Platz, Avers, Scarl, St. Moritz, Vicosoprano. Tessin: Comprovasco, Mosogno, Crana, Mezzana.

20/21 juillet. a) Front orageux de l'ouest à l'est sur le Jura et le Plateau de 22 à 4h remarqué aussi dans le Valais à Martigny, b) front orageux dans le Tessin, du sud-ouest au nord-est de 4 à 5h remarqué aussi dans les Grisons: St. Moritz, Arosa, Schiers, Seewis, Vättis (5–7).

21 juillet. a) Front orageux traversant toute la Suisse des Alpes Vaudoises au Lac de Constance en direction sud-ouest—nord-est de 13 à 18h, b) zone orageuse: Vaud-Fribourg de 20 à 21h.

22 juillet. a) Large front orageux traversant la Suisse de Genève au Lac de Constance en direction sud-ouest—nord-est, s'étendant sur le Jura, le Plateau et la première chaine des Alpes, 14 à 18h, b) petit front orageux à peu près parallèle au premier dans le Tessin et les Grisons de 16 à 18h.

23 juillet. a) Orages locaux: Grisons; Tessin: Coire, Seewis, Schiers, Platta, Faido, Piora, b) orages isolés: Martigny, Aarau, Gersau, Arisdorf, Arbon.

24 juillet. a) Front orageux dans le nord, allant du Rhin à la Suisse Centrale de 12 à 14h, b) orages isolés: St. Gotthard, Bellinzone, Crana, Thoune ▲. Corcelles ▲.

25 juillet. a) Front orageux faiblement marqué sur le Jura et sur le Plateau, entre Fribourg et Aarau, du nord-ouest au sud-est, de 13 à 16h, b) petite zone orageuse: Stein a. Rhein, Frauenfeld, Winterthour.

31 juillet. a) Grand front orageux d'ouest-sud-ouest à est-nord-est, de la Sarine au Lac de Constance de 11 à 19h, b) au Tessin zone orageuse de 20 à 22h.

2 août. Orages isolés: L'Auberson, Aesch (Bâle), Walchwil, Bellinzone, Olivone.

3 août. a) Front orageux se déplacant du sud au nord de 15 à 18h et atteignant la région du Lac de Zurich et le canton de Schaffhouse; b) Zone orageuse vers 20h: St. Gall et Appenzell.

4 août. Orages locaux: St. Gall, Rigi, Engelberg, Altdorf, Amsteg, Linthal, Glaris, Prättigau, Schanfigg, Faido, Braggio, Lugano ▲.

6 août. Orages isolés: Genève, Le Pont, Château d'Oex, Bulle, La Valsainte, Bourg-St. Pierre, Martigny.

7 août. a) Front orageux dans l'est et le nord-est de 13 à 16h, b) orages locaux l'après-midi et le soir au Tessin.

8 août. Orages locaux ou isolés: Baulmes. L'Auberson. Mervelier, Iseltwald, Wilchingen, Sihlwald, Muri, Morgarten, Horgen, Zollikon, Otelfingen, Crana.

9 août. Deux fronts orageux dans le nord: a) de 12 à 14h de Schaffhouse à St. Gall, b) de la ligne Bâle-Schaffhouse à la ligne Walchwil-Altstätten, de 20 à 22h.

10 août. Petit front orageux au sud du Rhin, de Bâle à Zurich, de 0 à 2h.

11 août. Orages locaux dans les Grisons: Reichenau, Arosa, Schiers, Filisur, Schuls, Savognin, Süs, Bernardino.

13 août. Orages locaux: Genève, Le Sentier, L'Auberson, Savatan, Neuchâtel, Grandchamp, Loèche-les-Bains, Barberine, Andelfingen ▲, Arosa, Savognin, Splügen, Braggio, Olivone, Grono, Comprovasco.

14 août. Orages locaux: Fribourg, Aarberg, Berne, Liestal, Baselaugst., Aesch (Bâle). Möhlin, Rheinfelden, Kaiserstuhl ▲. Zurich ▲, Seebach, Otelfingen, Horgen, Zollikon, Schwäbrig ▲.

15 août. Orages locaux: Thurgovie, St. Gall, Appenzell: Schleitheim, Stein am Rhein, Steckborn ▲, Frauenfeld, Kalchrain, Kreuzlingen, Nollen, Sulgen, Bischofszell, Gossau, Rorschach, St. Gall, Herisau, Teufen, Urnäsch, Otelfingen.

16 août. Orage isolé: Steckborn.

21 août. Orages locaux ou isolés: principalement Grisons, Tessin: La Châtagne, Wallenstadt, Altstätten, St. Gall, Appenzell, Teufen, Andermatt, Gotthard, Schiers, Martinsbruck, Savognin, Süs, Bellinzone, Airolo, Bosco, Crana, Ponte Tresa, Monte-Brè.

22 août. a) Front orageux dans le Jura, de Mont-Soleil à Wintersingen, de 13 à 15h, d'ouest à est, b) orages isolés: L'Auberson, Wasen, Beatenberg, Brienz, Binn, Altdorf, Lugano.

23 août. a) Zone orageuse: Bâle, Soleure, Argovie 14, 15 et 16h, b) grand front orageux traversant toute la Suisse de l'ouest à l'est, de 18 à 23h.

24 août. Orages isolés: Aesch (Bâle), Mervelier, Gais, Sils-Maria, Braggio, Locarno, Lugano.

25 août. Orages locaux: a) Vaud, Neuchâtel, Jura Bernois: Le Sentier. Yverdon, Cossonay, Corcelles, L'Abergement, L'Auberson, Les Taillières, Neuchâtel, Chaumont, Mervelier, Delémont, Bienne, b) Berne, Burgdorf, Niedergerlafingen, Soleure, c) Wallenstadt, Sils-Maria, Platta, Grono, Braggio, Bellinzone, Giubiasco, Locarno, Ascona, Crana, Lugano, Generoso, Monte-Brè.

26 août. Platta, Braggio, Lugano.

29 août. Orages locaux: Grisons, Tessin: Schuls Coire, Reichenau, Gotthard, Thusis, Savognin, Vicosoprano, Braggio, Grono Comprovasco, Olivone, Bellinzone, Giubiasco, Locarno, Brissago, Monte-Brè, Lugano.

30 août. Orages locaux: a) Schaffhouse, Schleitheim, Wilchingen, Stein am Rhein, Otelfingen, Haidenhaus, Beznau, Bötzberg ▲. Rheinau, Rheinfelden, Baselaugst. b) Coire, Scarl, Grono, Gotthard, Comprovasco, Brissago, Locarno.

31 août. Orages locaux: Marcelin, Neuchâtel, Chaumont, Marsens, Romont, Luthern, Soleure. Belp, Bellinzone, Braggio, Generoso, Lugano, Splügen, Süs.

1er septembre. Orages isolés: Zurich, Zollikon, Schwyz, Weinfelden, Generoso, Chute de grêle: Ponts-de-Martel, Mont-Soleil.

2 septembre. Orages isolés: Zollikon, Schönenberg. Chute de grêle: Buch, Rheinau, Kaiserstuhl, Chaumont.

4 septembre. Orages isolés: Buch, Wasen i. E., Zofingue.

5 septembre. Plusieurs fronts orageux (voir carte): a) de 16 à 19h du Jura au Gotthard en direction nord-ouest—sud-est, b) de 22 à 2h venant du nord-nord-ouest, de la ligne Bâle-Schaffhouse à la ligne Altdorf-Appenzell, c) de 21 à 22h de nord-est à sud-ouest, Alpes Bernoises et Vaudoises, gros de Vaud.

6 septembre. Orages isolés: Leukerbad, Berthoud, Biberist, Soleure, Lucerne, Muri, Walchwil, Steinen, Rigi, Altdorf. Sihlwald, Zurich. Haidenhaus, Gossau, St. Gall, Appenzell.

8 septembre. Orage isolé: Süs.

9 septembre. Grand front orageux traversant le Plateau Suisse et les Alpes de l'ouest à l'est de 16 à 20h. Cet orage fut suivi en Suisse centrale de pluies extraordinairement fortes.

10 septembre. Orage isolé: Gais.

11 septembre. Orage isolé: Baulmes.

12 septembre. Bellinzone, Locarno, Ascona.

13 septembre. Orages locaux: L'Auberson. Le Sentier, Rorschach, Schuls, Arosa, Tschiertschen.

14 septembre. L'Auberson, Chaumont, Mont-Soleil, Schleitheim, Gotthard.

15 septembre. Orages locaux: Le Sentier ▲, La cure, Vallorbe, L'Auberson, les Taillières, La Valsainte, Soleure, Mervelier, Olten, Pfeffingen, Aesch (Bâle), Kilchberg, Lampenberg, Reigoldswil. Liestal, Affoltern i. E., Einsiedeln, Oberiberg.

16 septembre. Un front orageux traverse la moitié nord de la Suisse de l'Aar au montagnes d'Appenzell, de 16 à 19h.

18/19 septembre. Orages locaux pendant la nuit: Lausanne. Renens, Longirod, Cossonay, Yverdon, Rossenges, Le Pont, Nyon, L'Auberson. Baulmes, Grandchamp, Neuchâtel, La Châtagne, Aarberg, Soleure.

19 20 septembre. Orages locaux ou isolés pendant la nuit: Montcherand, Marcelin, Chaumont, Mont-Soleil, Kalchrain, Dietikon. St. Gall, Teufen, Schwäbrig, Appenzell, Lugano.

21 septembre. Orage isolé: Hinwil.

24 septembre. Hinwil, Sulgen.

2 octobre. a) Orages isolés: Le Sentier, Saignelégier, Fribourg;

b) orages locaux: Thoune, Heiligenschwendi, Langnau, Wasen i. E., Luthern, Beromünster, Werthenstein: c) Rheinfelden, Wintersingen, Therwil, Baselaugst, Neuewelt.

4 octobre. a) Orages locaux: Genève, Lausanne, Renens, Marcelin, Vallorbe, Le Sentier, Baulmes, L'Auberson, Rossenges, Cossonay, Les Taillières; b) orages isolés: Linthal, Süs, Lugano.

5 octobre. a) Front orageux faiblement marqué sur le Plateau et les Préalpes de Berne à Zurich. de 14 à 16h; b) orages locaux: L'Auberson, Cossonay, Rossenges, Renens, Romont, Marsens, Fribourg, Château-d'Oex, Loèche-les-Bains, Lohn, Crana, Lugano.

6 octobre. a) Orages locaux: Stein am Rhein, Buch ▲, Frauenfeld, Kalchrain, Bischofszell, Altnau, Niederneunforn, Kreuzlingen ▲, St. Gall, Rorschach; b) orages isolés: Serrières ▲, Lauenen, Biberist.

14 octobre. Lauenen, Linthal, Süs.

16 octobre. Marcelin.

1er novembre. Orages locaux: Beznau, Schwyz, Euthal. Gersau, Einsiedeln, Uster, Otelfingen, Braggio.

5 novembre. Orages locaux ou isolés: Renens, Lausanne, Cossonay, Marcelin, Rossenges, Lauenen, Zollikon.

6 novembre. Lausanne grain orageux.

Orage du 28 juin 1934.

Cet orage est en rapport avec une dépression en voie de disparition. Il n'est donc pas étonnant de ne pas constater un déplacement régulier d'un front orageux. Les orages ont sans doute débuté simultanément en différents points et se sont propagés très lentement.

Liste des coups de foudre parvenus à notre connaissance.

14 mai. Möhlin, le matin, coup de foudre dans conduite à haute tension près de la saline.

2 juin. Aarau, coup de foudre dans un tuyau.

11 juin. Uster, coup de foudre dans pylône, 19^{11}h.

12 juin. St. Urban, coup de foudre dans peuplier.

19 juin. Zurich, coup de foudre à environ 700 m de la station, probablement dans le clocher de l'église St. Peter, 17$^{3}/_{4}$h.

24 juin. Clarens, coup de foudre sur un chêne près de la station (18-19h).

25 juin. Baselaugst, dans pylône au SW du village.

28 juin. Davos, 3 arbres brûlés par la foudre.

12 juillet. Zollikon, coup de foudre voisin de la station.

20 juillet. Degersheim, le soir coup de foudre dans cheminée.

21 juillet. Degersheim, coup de foudre sur l'église catholique, 5h matin; Barberine, sur ligne 16000 v. (isolateurs).

22 juillet. Rigi-Kulm. 4 coups de foudres dans le voisinage immédiat de la station; Degersheim, dans maison, sans feu; Stein (Appenzell), dans étable, incendie.

4 août. Amsteg, coup de foudre dans pierrier près de Brunni, 1 km à l'W d'Amsteg.

23 août. Oberhofen (Berne), dans maison avec incendie; Freimettingen (Berne), idem.; Walzenhausen (Appenzell), dans stand avec incendie; Leysin, foudre dans laiterie, dégâts importants.

5 septembre. Nohl (Zurich), dans maison, incendie.

16 septembre. Hinwil, 2 coups de foudre sur paratonnerre.

1er novembre. Schwyz, dans église 18$^{3}/_{4}$h.

Die Anzahl der Tage mit Gewittererscheinungen oder Hagelschlägen beläuft sich auf **137**. — Die Tabelle auf Seite 5 oben gibt für jeden Tag die Anzahl aller eingegangenen Gewitter- oder Hagelschlagsmeldungen.

Le nombre des jours avec orage ou chute de grêle est de **137**. — Le tableau supérieur de la page 5 donne pour chaque jour le nombre de tous les avis d'orage ou de grêle qui nous sont parvenus.

Hagelschlagstatistik des Jahres 1933.*) Zahl der betroffenen Gemeinden nach Kanton geordnet.

| Kanton | März | | April | | | | | | | | Mai | | | | | | | | | | | | | | | | | | | | | | | Juni | | | | | | | | | | | | | | | | | | |

Nombre de tous les avis d'orage ou de grêle pour chaque jour.

Januar	27.	2	Mai	11.	36	Juni	18.	1	August	1.	1	September	11.	1
Februar	27.	1	„	12.	54	„	19.	248	„	2.	5	„	12.	4
März	12.	3	„	13.	117	„	20.	9	„	3.	70	„	13.	8
„	18.	5	„	14.	37	„	23.	3	„	4.	29	„	14.	5
„	31.	13	„	15.	2	„	24.	135	„	6.	7	„	15.	23
April	1.	13	„	16.	25	„	25.	145	„	7.	53	„	16.	90
„	2.	75	„	18.	5	„	26.	20	„	8.	15	„	18.	15
„	3.	12	„	19.	3	„	27.	3	„	9.	91	„	19.	11
„	7.	1	„	20.	10	„	28.	159	„	11.	11	„	21.	1
„	8.	4	„	23.	6	„	29.	2	„	13.	19	„	24.	2
„	9.	2	„	25.	8	„	30.	93	„	14.	20			
„	12.	4	„	26.	32				„	15.	19	Oktober	2.	20
„	19.	21	„	27.	2	Juli	1.	12	„	16.	1	„	4.	14
„	20.	1	„	30.	26	„	3.	1	„	21.	19	„	5.	29
„	21.	2	„	31.	10	„	7.	1	„	22.	41	„	6.	13
„	22.	35	Juni	1.	36	„	9.	1	„	23.	249	„	14.	1
„	23.	7	„	2.	56	„	10.	55	„	24.	9	„	15.	3
„	24.	4	„	3.	56	„	11.	149	„	25.	32	„	16.	1
„	27.	1	„	4.	3	„	12.	179	„	26.	3	November	1.	9
„	30.	4	„	5.	17	„	13.	52	„	29.	19	„	5.	7
Mai	1.	44	„	6.	7	„	14.	35	„	30.	20	„	6.	1
„	2.	24	„	7.	9	„	15.	5	„	31.	15			
„	3.	61	„	9.	7	„	19.	18	September	1.	7			
„	5.	2	„	10.	3	„	20.	89	„	2.	7			
„	6.	1	„	11.	140	„	21.	213	„	4.	3			
„	7.	40	„	12.	111	„	22.	184	„	5.	193			
„	8.	1	„	13.	5	„	23.	13	„	6.	16			
„	10.	6	„	14.	2	„	24.	55	„	8.	1			
			„	15.	51	„	25.	33	„	9.	197			
			„	16.	1	„	31.	123	„	10.	2			

Fortsetzung der nebenstehenden Hagelschlagstatistik.

| Juli | | | | | | | | | | | | | | | | | | | | | | | | | | | | | | | August | | | | | | | | | | | | | | | | | | |

Notice relative aux cartes.

Les cartes (échelle 1 : 3 000 000) donnent une représentation aussi complète que possible des orages et chutes de grêle. Lorsque plusieurs orages ont eu lieu le même jour, ils sont numérotés a, b, c . . . comme dans le texte. Les courbes (isobrontes) réunissent les stations où l'orage a éclaté au même moment au zénith de l'observateur. Les isobrontes pointillées sont interpolées ou extrapolées, leur tracé manque de certitude. Les courbes fermées indiquent des zones dans lesquelles des orages locaux ou orages de chaleur ont éclaté à la même heure sur une grande étendue. Les flèches indiquent la direction du déplacement des orages. Les chiffres figurant aux extrémités de ces courbes désignent l'heure (H. E. C.) et le quart d'heure ($5_1 = 5\,^1/_4{}^h$ du matin, $17_3 = 5\,^3/_4{}^h$ du soir, 0_2 = minuit $^1/_2$). Les lettres fréquemment utilisées lorsque l'heure exacte est inconnue ont la signification suivante: a = matin, p = après-midi, n = nuit.

Erklärungen zu den Karten.

Die Karten (Maßstab 1 : 3 000 000) geben eine möglichst vollständige Darstellung der Gewitterzüge und Hagelschläge. Wo mehrere Gewitter an einem Tage waren, sind sie mit a, b, c, . . . numeriert, diese Bezeichnung entspricht derjenigen im Textteil. Die Kurven (Isobronten) verbinden die Stationen mit gleichzeitigem Gewittereintritt im Zenith des Beobachters. Gestrichelte Isobronten sind inter-, resp. extrapoliert; was andeuten soll, daß sie nicht mit genügender Sicherheit gezogen werden konnten. Geschlossene Kurven bedeuten Zonen, in denen gleichzeitig an vielen Orten lokale Gewitter, sogenannte Wärmegewitter und andere Gewittererscheinungen — ohne deutliche Bewegung — stattgefunden haben. Die Pfeile geben die Fortpflanzungsrichtung der Gewitter an. Am Rande der Kurven angebrachte Zahlen bezeichnen die Zeit (M. E. Z.) in Stunden und Viertelstunden von 0—24^h ($5_1 = 5\,^1/_4$ Uhr morgens, $17_3 = 5\,^3/_4$ Uhr nachmittags, $0_2 = 12\,^1/_2$ Uhr nachts, etc.). Die an Stelle genauer Zeitangaben oft verwendeten Buchstaben bedeuten a = vormittags, p = nachmittags und n = nachts.

Graphische Darstellung der Hauptgewittertage im Jahre 1934.

Tafel I.

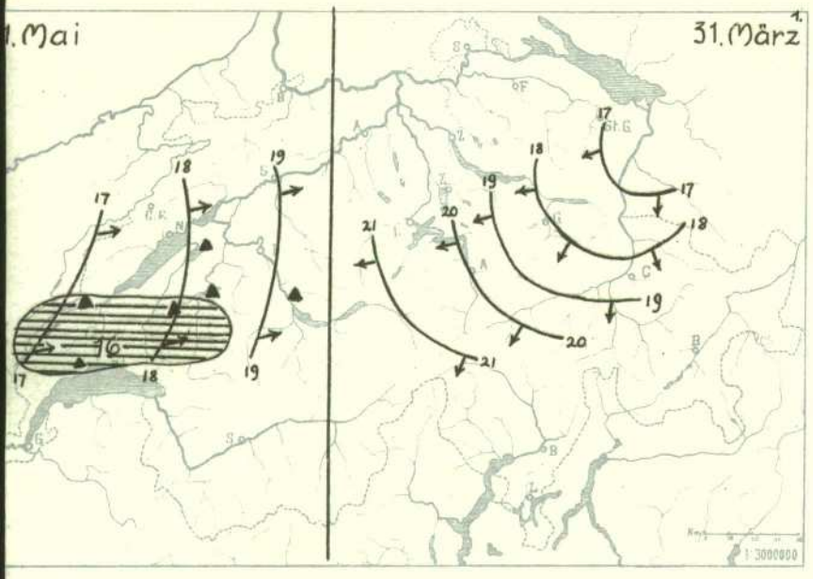

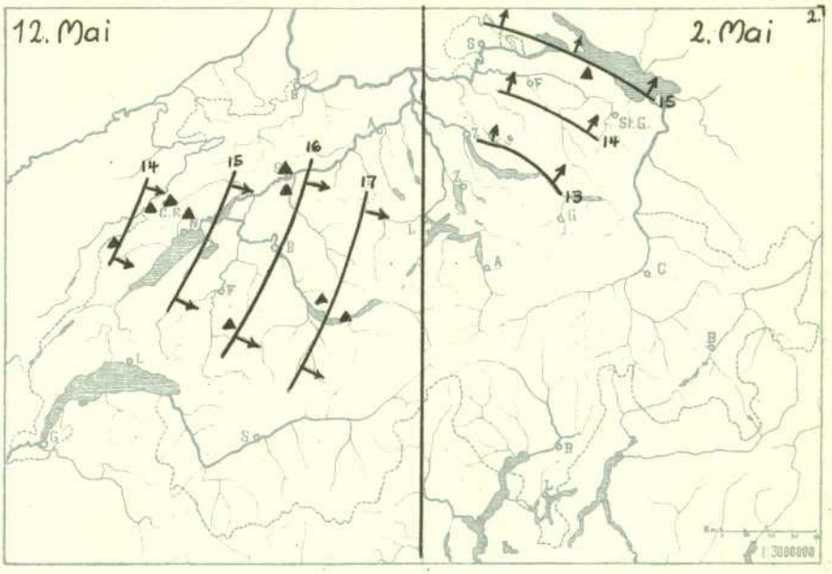

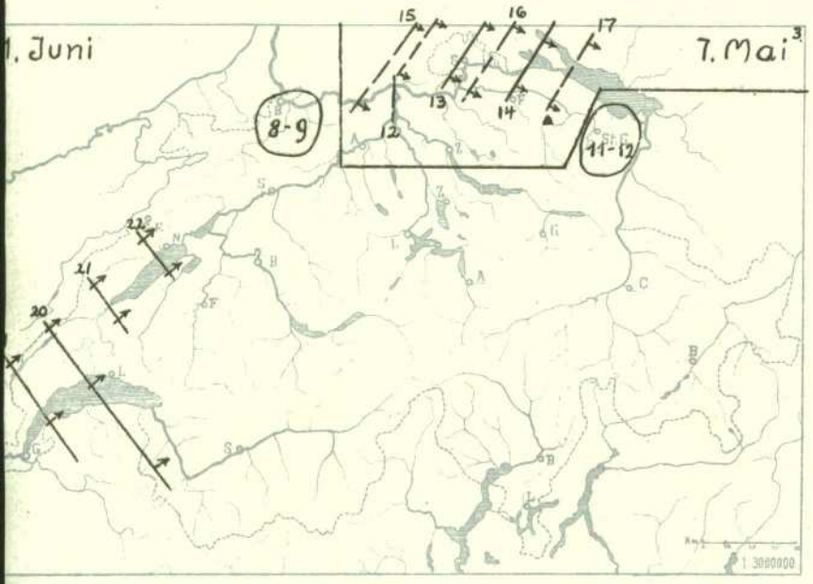

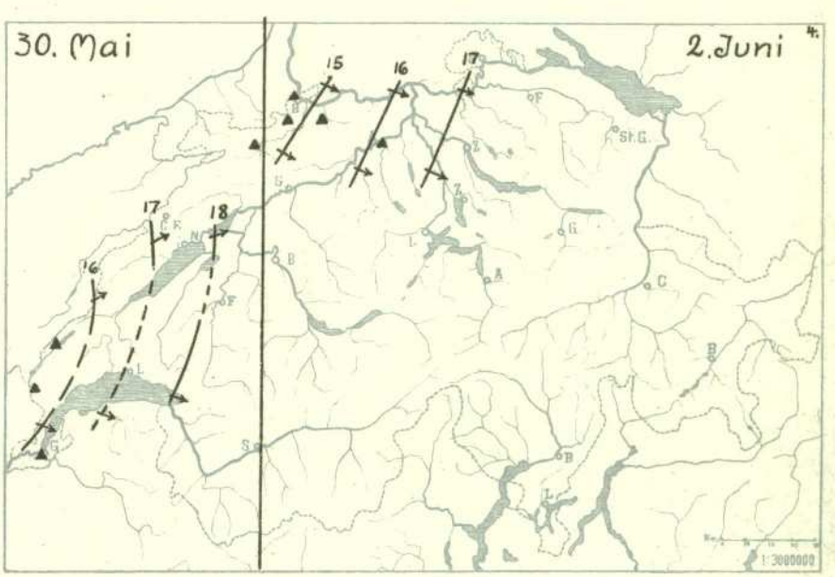

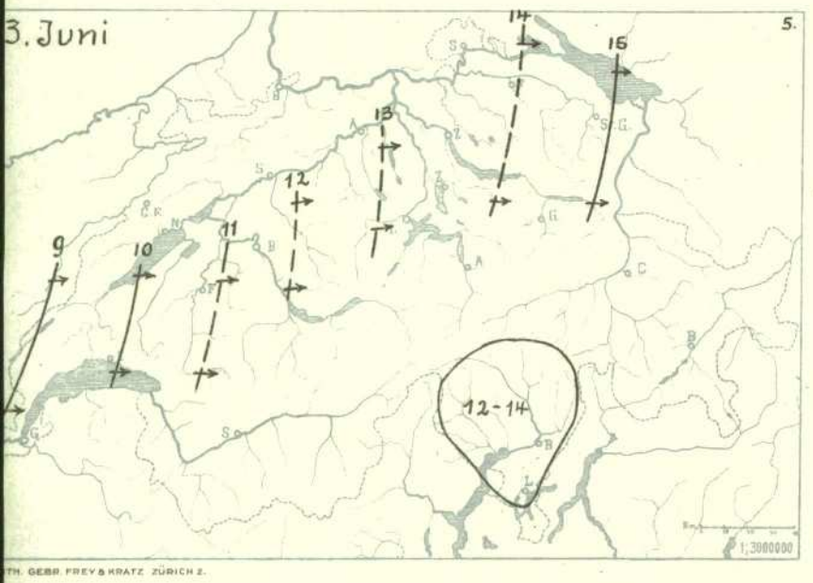

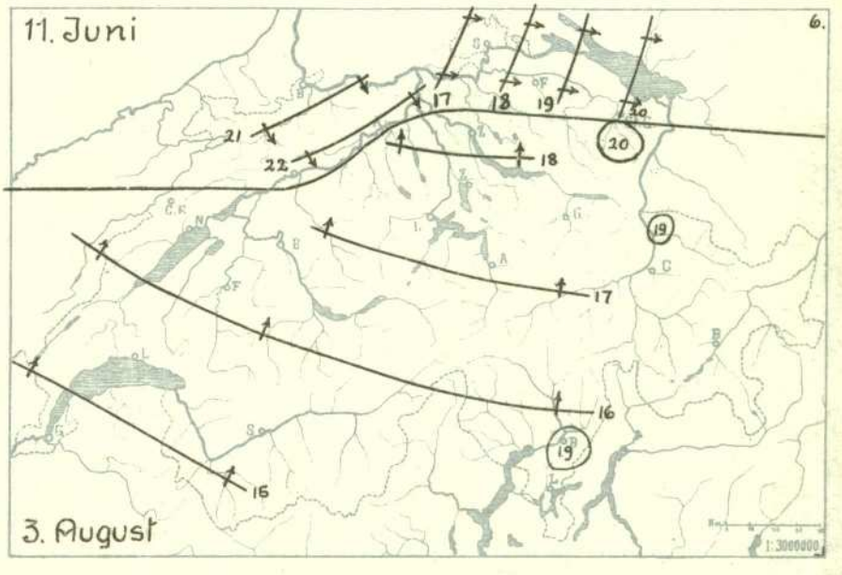

TH. GEBR. FREY & KRATZ ZÜRICH 2.

Graphische Darstellung der Hauptgewittertage im Jahre 1934.

Tafel II.

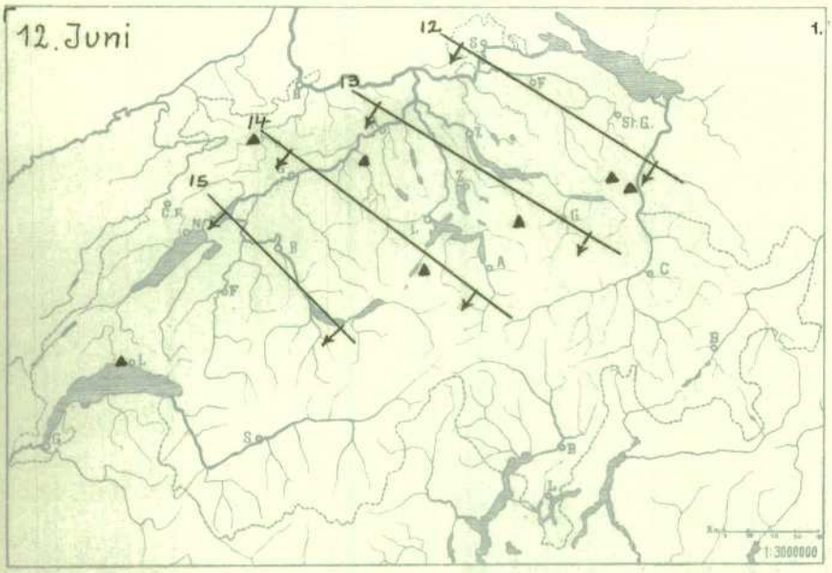

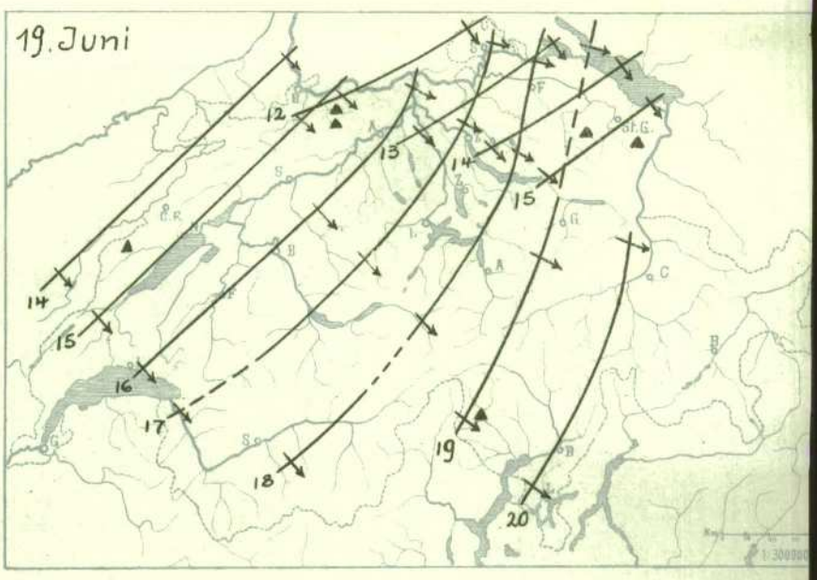

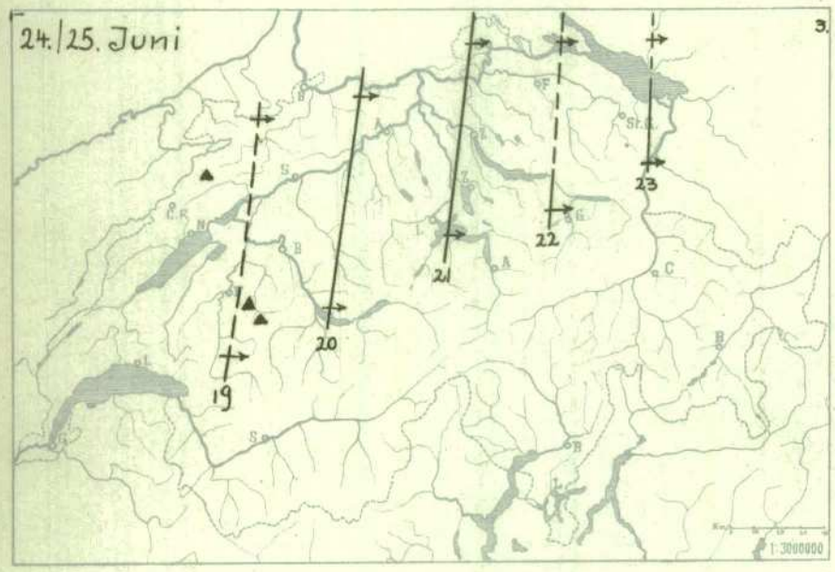

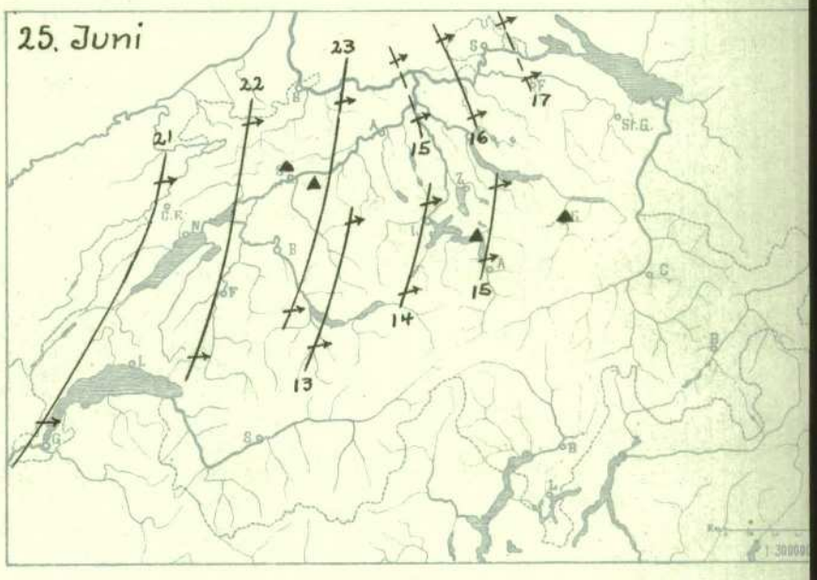

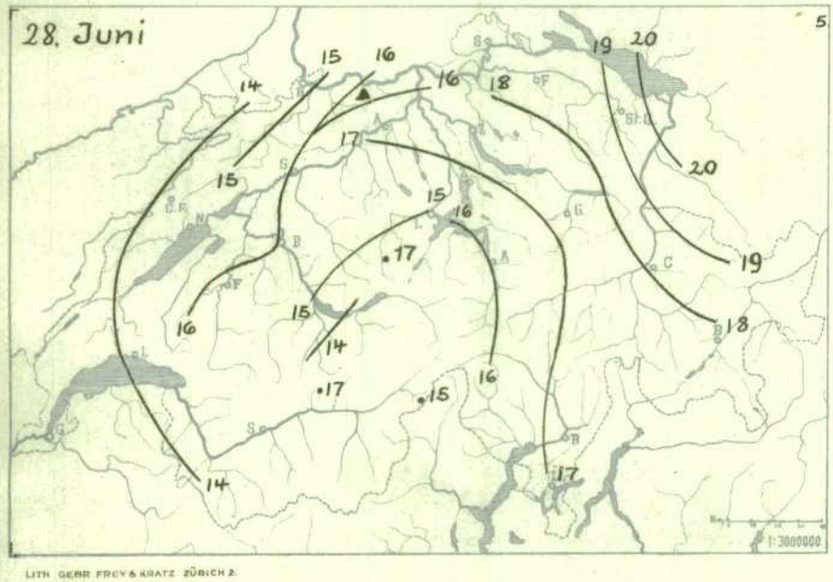

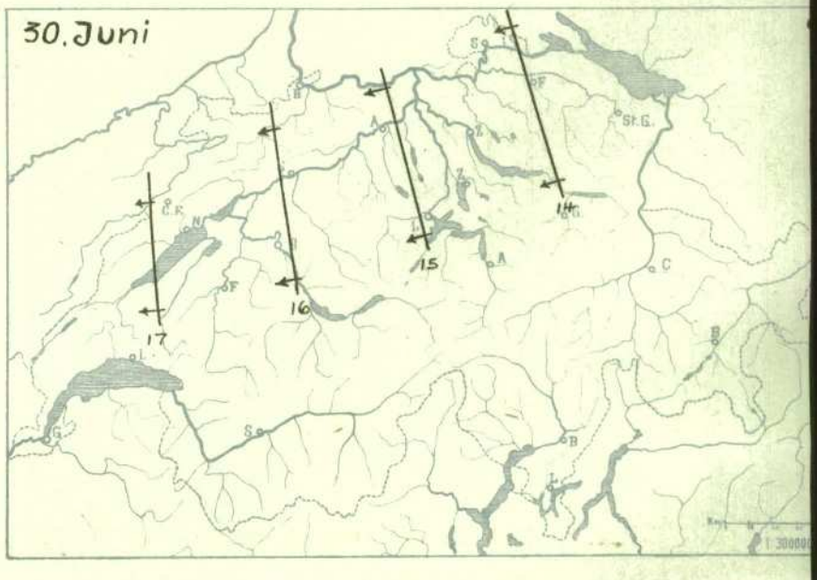

LITH. GEBR. FREY & KRATZ ZÜRICH 2.

Graphische Darstellung der Hauptgewittertage im Jahre 1934.

Tafel III.

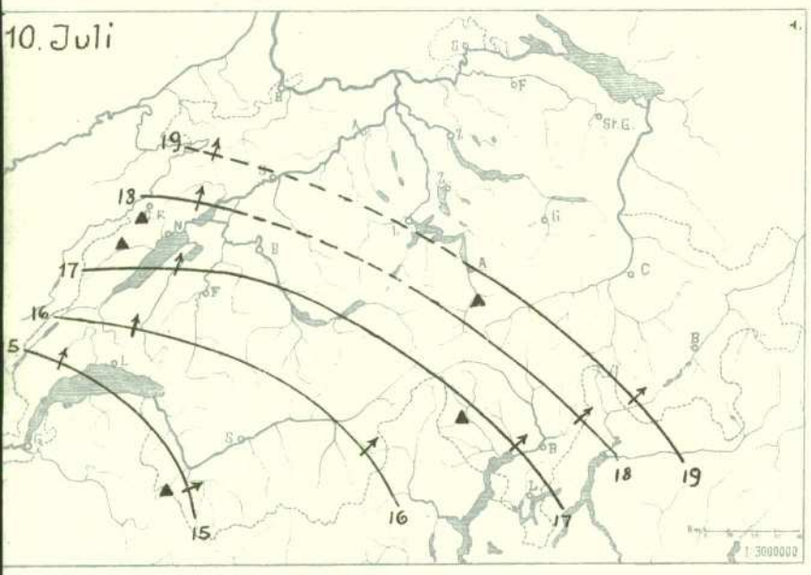

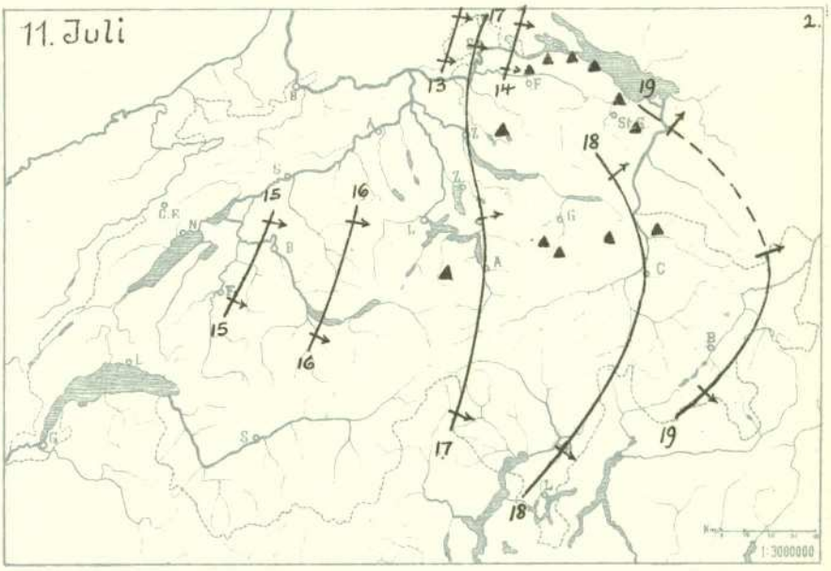

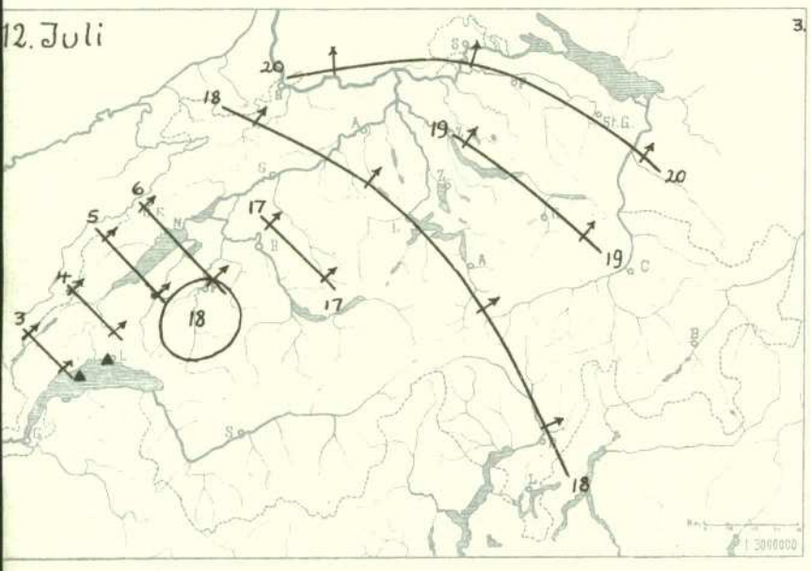

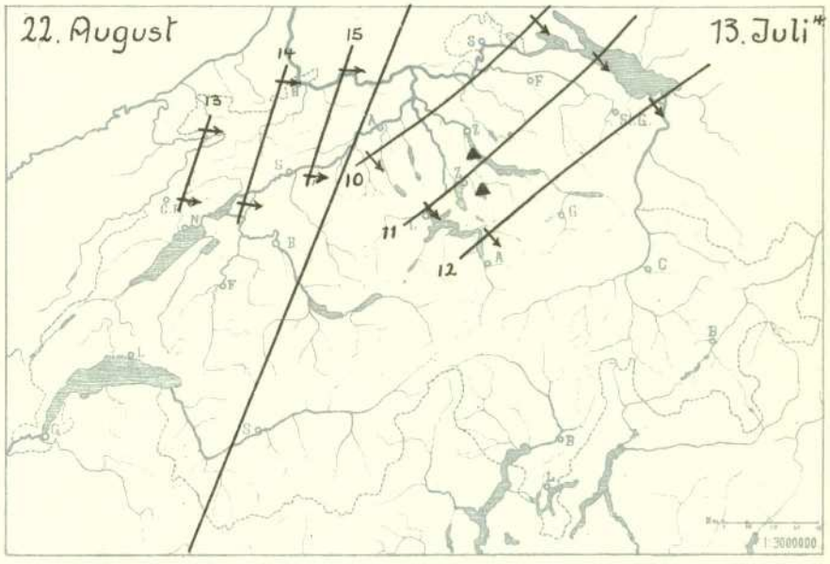

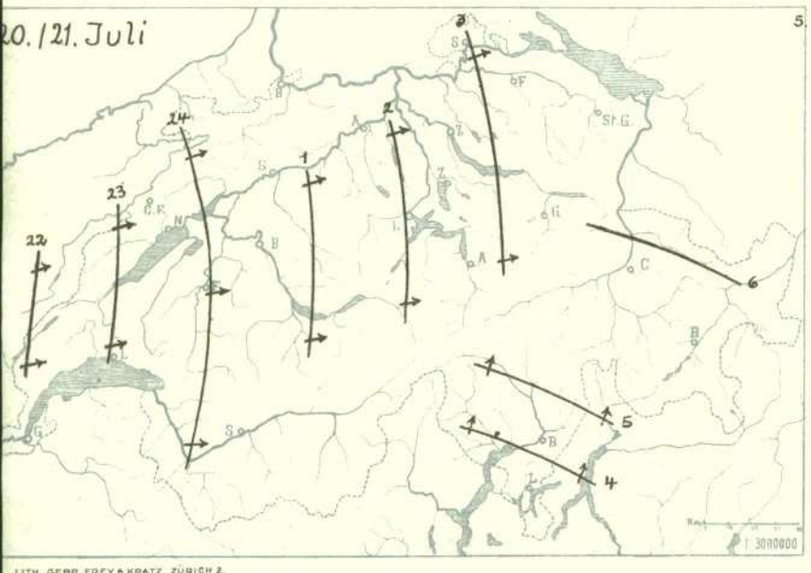

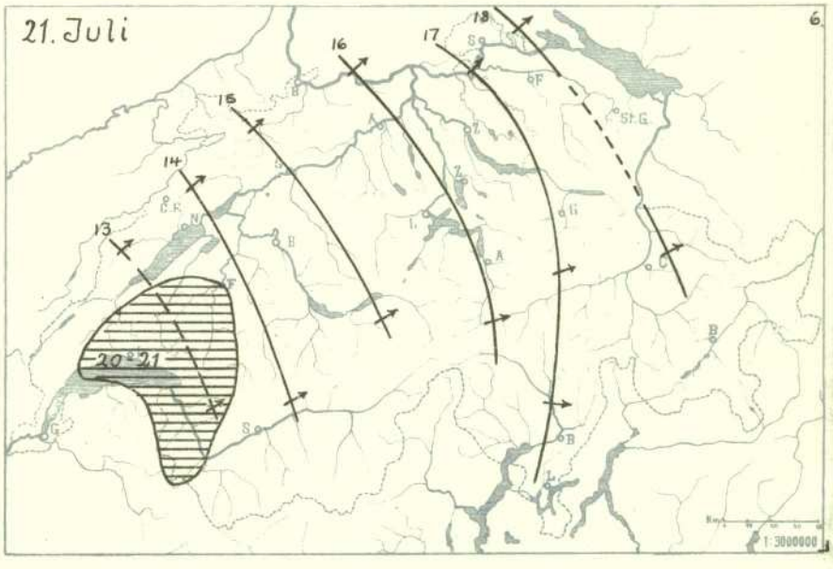

LITH. GEBR. FREY & KRATZ ZÜRICH 2.

Graphische Darstellung der Hauptgewittertage im Jahre 1934.

Tafel IV.

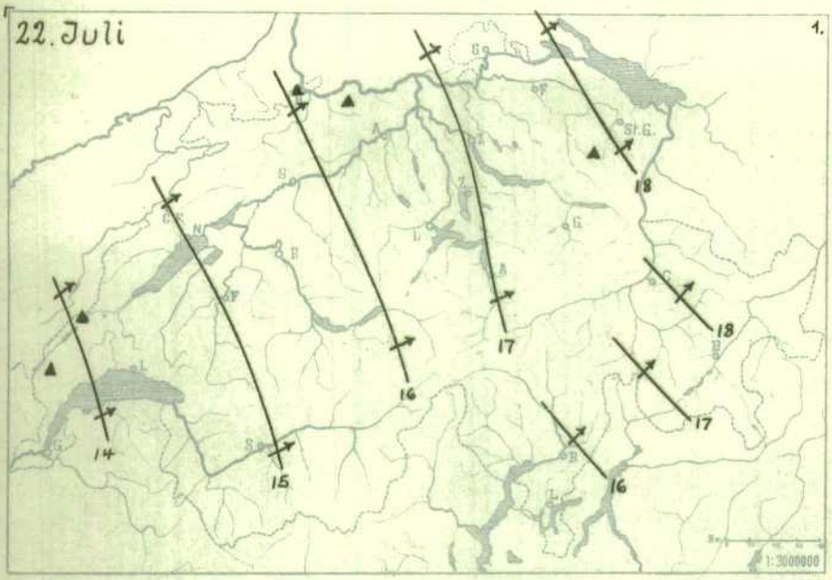

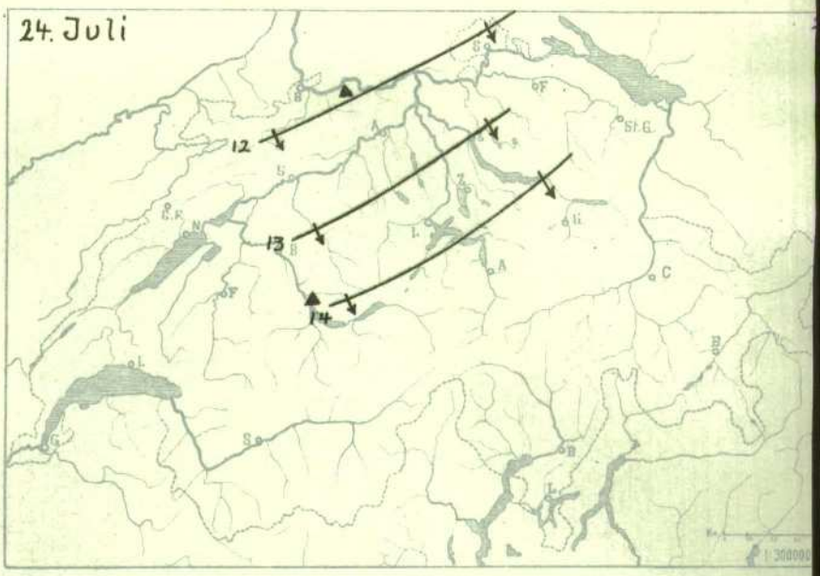

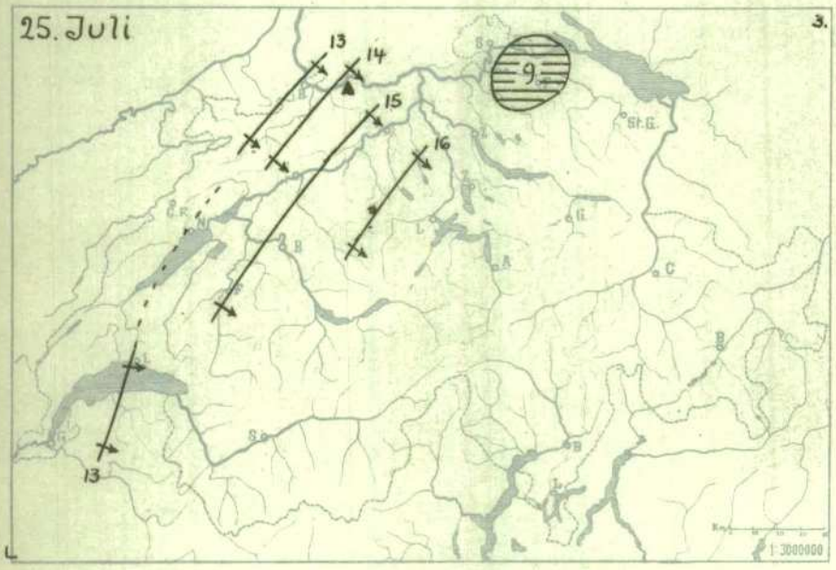

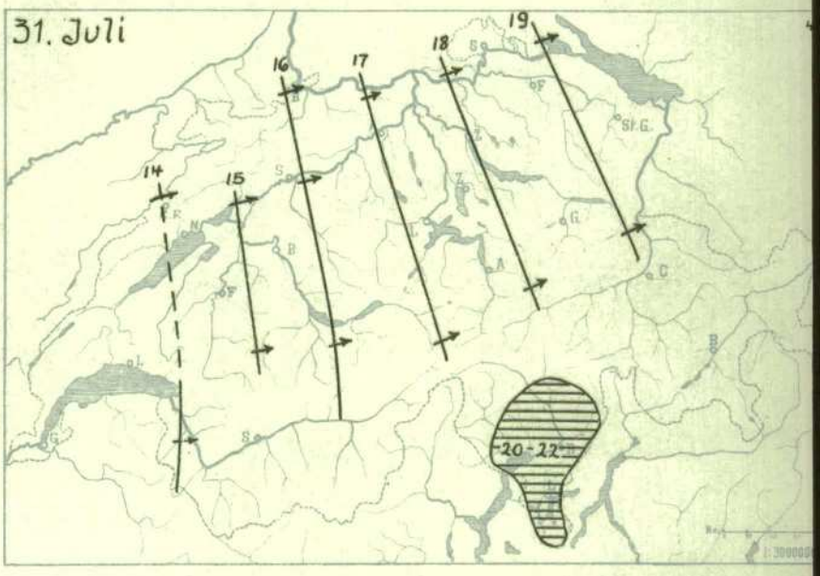

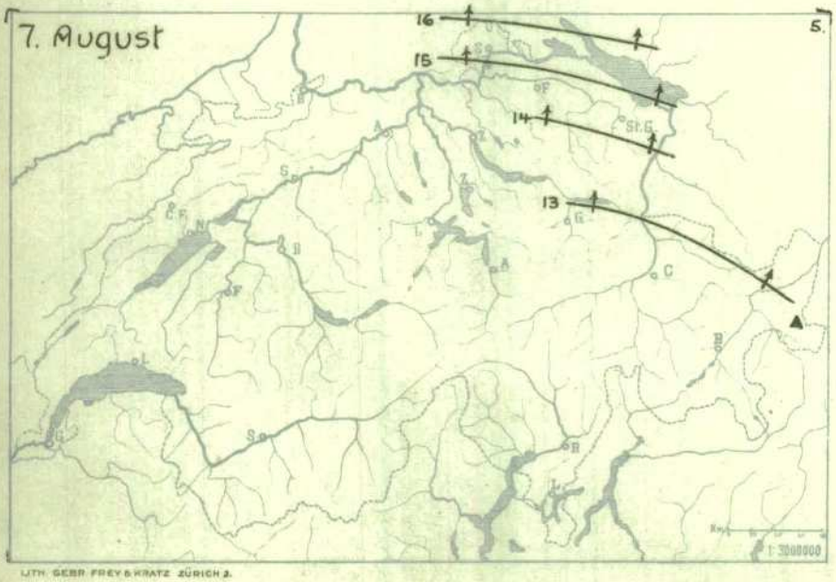

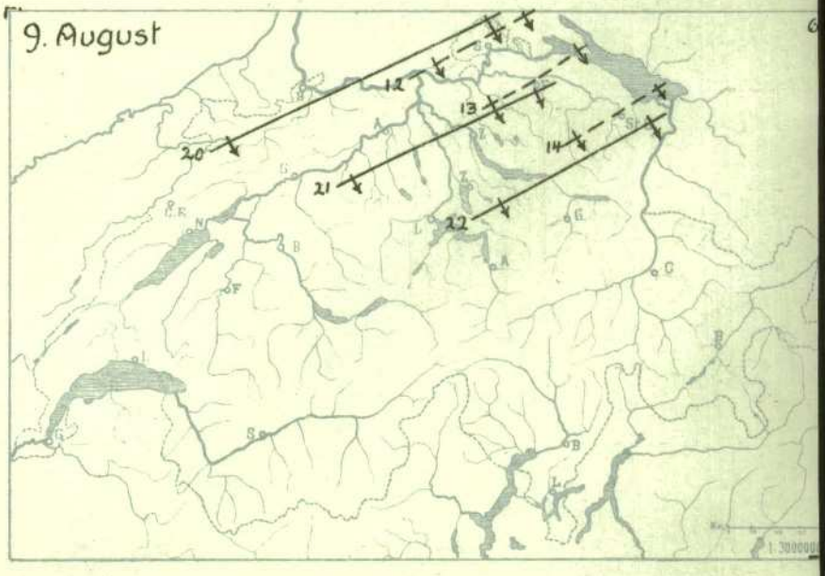

LITH. GEBR. FREY & KRATZ ZÜRICH 3.

Graphische Darstellung der Hauptgewittertage im Jahre 1934.

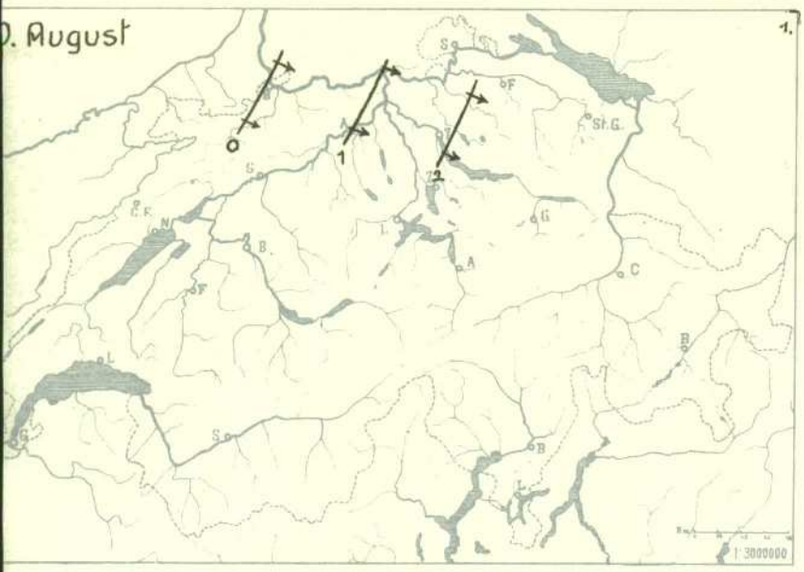

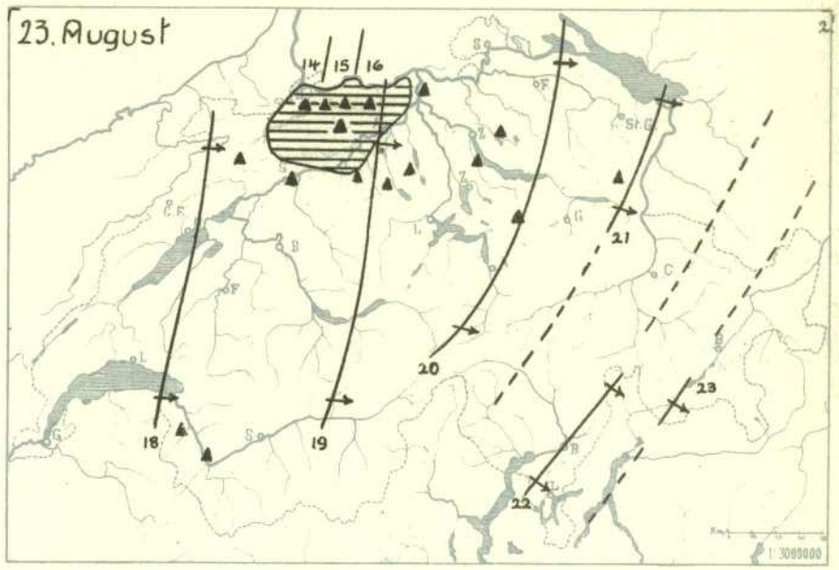

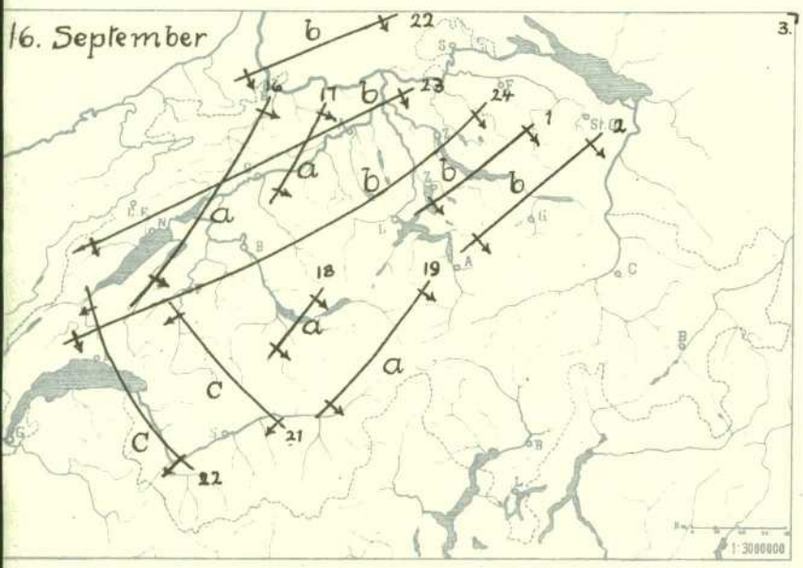

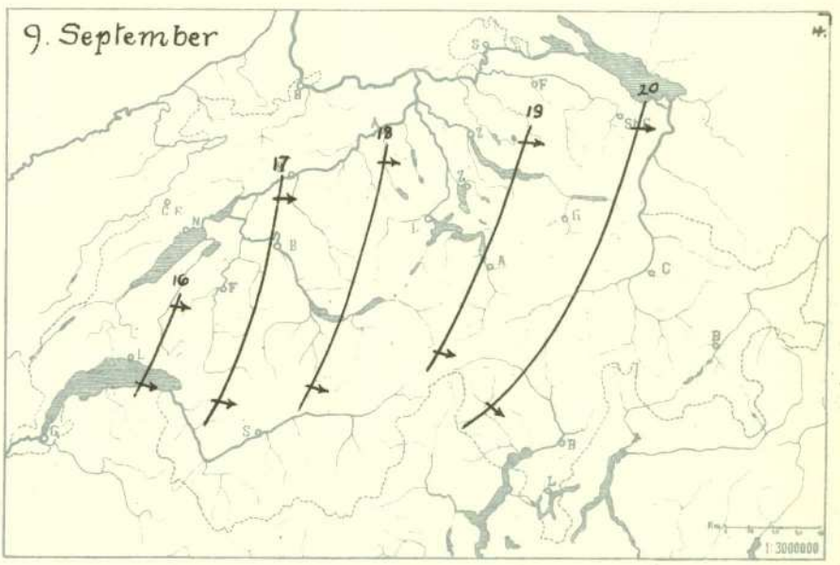

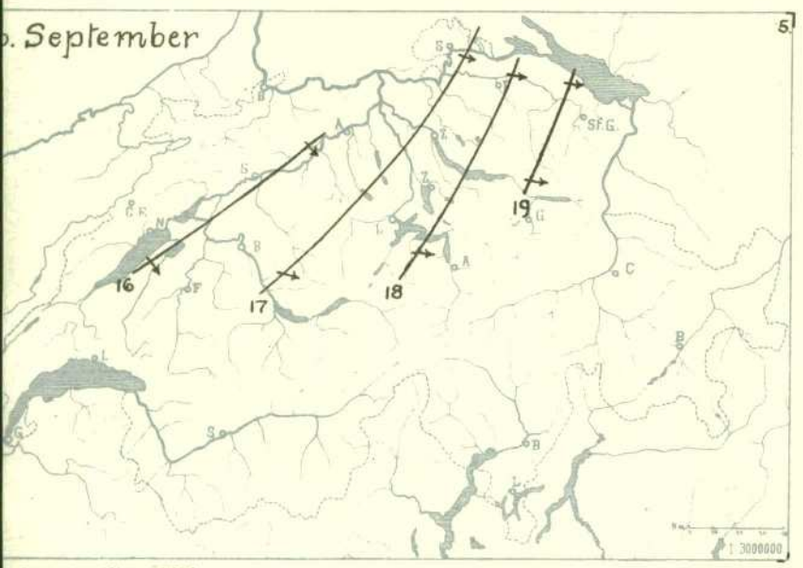

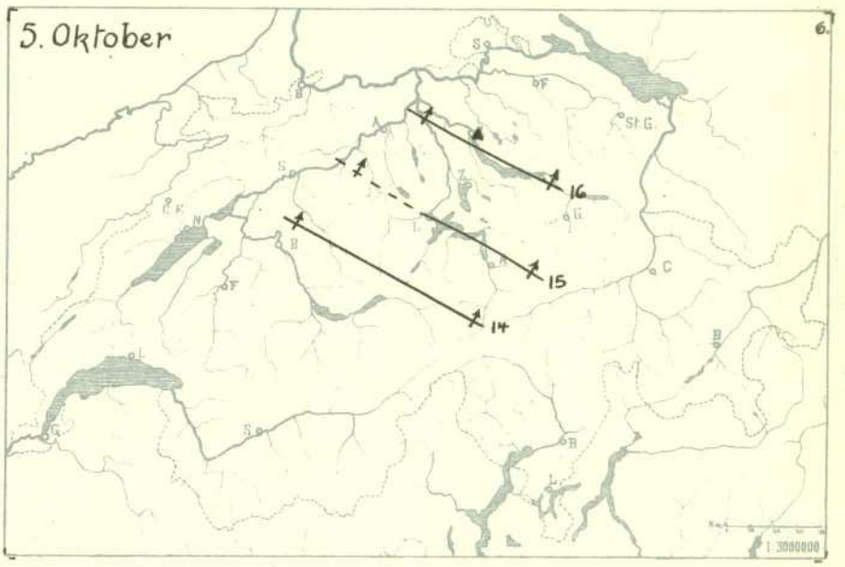

H. GEBR. FREY & KRATZ. ZÜRICH 2.

Nr. 4.

Ergebnisse der Registrierungen der Sonnenscheinautographen im Jahr 1934

U = Stationen mit Sonnenscheinautographen „Usteri"
N = Stationen mit Sonnenscheinautographen „Negretti & Zambra"

Monats- und Jahressummen der Sonnenscheindauer in Stunden

1934		Januar	Februar	März	April	Mai	Juni	Juli	August	September	Oktober	November	Dezember	Jahr
Zürich	N	19	136	120	227	258	224	293	172	190	129	74	20	1862
Säntis	U	119	207	124	207	187	143	205	120	173	166	153	60	1864
Hallau	U	18	142	106	222	252	201	274	178	156	105	85	14	1753
Luzern	N	20	132	110	219	221	212	278	160	184	139	43	28	1746
Beatenberg	U	64	179	72	149	150	137	194	112	166	148	97	56	1524
Bern	N	37	168	93	190	247	233	293	196	210	141	81	36	1925
Basel	N	56	115	97	202	247	221	280	170	169	112	71	36	1776
Allerheiligen	U	50	158	87	193	231	183	250	146	165	136	107	38	1744
Mont Soleil b. St. Imier	U	75	172	95	185	238	199	268	163	160	149	123	46	1873
La Chaux-de-Fonds	U	69	171	90	161	241	204	274	157	168	141	134	47	1857
Neuchâtel	U	18	171	103	187	276	241	294	197	167	116	73	14	1857
Genève	N	35	168	119	208	309	303	337	253	267	167	75	39	2280
Lausanne	N	53	182	124	191	294	269	313	219	236	152	84	43	2160
Montreux	U	54	143	107	166	242	210	259	182	209	148	77	40	1837
Rochers de Naye	U	99	201	93	135	168	157	222	123	177	154	141	55	1725
Leysin	U	113	207	104	170	219	189	264	168	213	161	125	61	1994
Montana s/Sierre	U	143	220	129	207	236	231	283	204	242	201	142	84	2322
Plantahof b/Landquart	U	63	135	125	224	231	192	252	160	205	158	87	56	1888
Arosa	N	105	173	144	229	212	193	267	139	215	169	124	85	2055
Davos-Platz	N	84	148	130	209	191	165	237	138	197	157	108	65	1829
St. Moritz	U	99	181	111	177	201	187	248	151	188	181	119	66	1909
Schuls	N	79	159	118	210	207	181	258	159	191	129	56	24	1771
Lugano	N	138	181	106	134	205	254	280	218	239	217	114	81	2167
Monte Brè	U	150	185	102	141	226	274	311	237	235	220	117	101	2299

1934

Tägliche Dauer des Sonnenscheins in Stunden.

Januar

Tag	Lugano	Genf	Montana s. Sierre	Chaux-de-Fonds	Bern	Luzern	Basel	Zürich	Davos	Säntis
1	3.0	0.0	5.7	0.0	0.0	0.0	0.0	0.0	4.1	7.2
2	2.4	0.0	7.4	0.0	0.0	0.0	0.0	0.0	2.7	5.9
3	5.3	0.0	4.8	0.0	0.0	0.0	0.0	0.0	0.0	0.6
4	6.9	2.9	5.9	0.0	1.6	0.0	0.0	0.0	5.0	5.5
5	2.6	0.0	0.0	0.0	0.0	0.0	0.0	0.0	0.2	0.0
6	6.9	6.5	2.7	6.1	7.6	5.3	0.2	6.5	5.4	8.4
7	2.4	4.5	8.0	5.6	2.4	0.0	7.7	0.0	2.8	3.6
8	6.4	0.0	8.0	7.1	3.4	0.0	7.5	2.0	3.9	8.0
9	0.9	0.0	4.4	2.9	2.5	0.0	1.7	1.7	1.5	3.4
10	7.1	0.0	8.1	7.5	0.0	0.0	6.2	0.0	5.1	8.7
11	7.0	0.0	7.8	7.4	2.9	0.0	7.6	0.1	5.5	8.7
12	0.0	0.0	0.0	0.0	0.0	0.0	0.0	0.1	0.0	0.0
13	5.1	3.1	1.0	0.0	1.8	0.7	0.3	0.2	0.0	0.0
14	5.0	0.6	0.0	0.0	0.7	0.4	0.4	0.4	2.2	0.0
15	3.2	0.4	0.0	0.2	0.4	2.3	0.5	1.4	2.3	0.0
16	5.7	0.2	0.0	0.0	0.0	0.0	0.0	0.0	0.0	0.0
17	5.0	0.0	0.0	0.0	0.1	0.0	0.0	0.0	0.5	0.0
18	7.3	0.0	2.7	0.0	0.0	1.2	0.2	0.0	0.6	0.0
19	0.0	1.2	7.2	0.0	0.0	1.2	0.0	0.0	5.4	2.8
20	0.0	0.0	0.1	0.0	0.0	0.0	0.0	0.0	0.0	0.0
21	0.1	0.0	6.5	0.2	0.0	0.0	0.0	0.0	5.2	8.9
22	5.8	3.3	8.3	6.3	3.1	0.0	6.9	0.0	3.4	8.8
23	3.2	0.0	8.4	6.6	0.0	0.0	0.0	0.0	4.2	5.9
24	5.6	0.0	8.2	6.2	0.0	0.0	0.0	0.0	5.8	8.5
25	7.6	0.0	8.6	8.0	3.4	3.2	8.1	2.4	5.9	9.1
26	6.8	0.0	5.8	3.0	1.9	4.0	3.8	1.6	6.0	6.3
27	2.3	0.0	0.0	0.0	0.0	0.2	2.1	0.0	0.0	0.0
28	7.9	4.1	5.1	1.2	2.6	0.9	2.7	1.1	0.6	0.0
29	5.8	4.2	5.6	0.1	2.0	0.4	0.1	1.9	0.0	0.0
30	7.6	0.0	6.6	0.0	0.0	0.1	0.1	0.0	5.4	9.2
31	3.3	4.2	6.5	0.4	0.4	0.0	0.0	0.0	0.0	0.0
Mittel	4.5	1.1	4.6	2.2	1.2	0.6	1.8	0.6	2.7	3.9

Februar

Tag	Lugano	Genf	Montana s. Sierre	Chaux-de-Fonds	Bern	Luzern	Basel	Zürich	Davos	Säntis
1	1.0	1.5	3.2	0.0	0.5	1.1	0.0	1.3	1.3	0.0
2	3.3	0.0	8.8	5.4	3.1	0.0	7.8	2.2	5.7	7.4
3	8.3	5.8	8.9	8.7	8.6	4.9	8.3	8.6	5.6	9.5
4	7.6	6.3	8.8	8.4	7.1	3.4	8.2	8.5	6.4	9.1
5	8.1	7.5	8.7	8.7	7.1	3.4	7.8	8.6	6.4	9.7
6	8.5	7.2	8.8	8.4	5.2	4.3	0.0	5.7	6.4	9.5
7	8.6	8.4	9.1	8.5	6.4	3.0	0.0	5.5	6.5	9.9
8	8.7	5.5	9.1	7.1	5.2	4.6	1.7	6.0	6.6	9.5
9	8.5	8.7	9.1	7.3	8.8	8.0	6.5	6.8	6.6	9.4
10	8.5	8.2	8.8	8.8	8.3	8.9	9.0	8.6	6.6	9.9
11	8.8	6.4	9.1	8.1	7.1	5.7	1.8	7.7	6.7	9.9
12	8.9	8.8	9.3	9.1	9.2	7.5	4.4	7.6	3.6	5.2
13	7.9	4.2	9.4	9.0	7.3	0.6	6.2	5.5	6.4	9.7
14	3.0	6.3	9.4	9.2	6.5	7.4	9.4	5.1	6.7	10.0
15	8.9	8.1	7.1	4.7	6.8	3.5	4.7	2.2	3.4	0.9
16	7.4	9.1	9.1	8.1	8.1	6.3	4.2	3.8	6.3	4.4
17	9.0	7.2	9.6	9.4	8.6	5.9	2.1	0.5	6.0	2.3
18	9.1	0.0	9.6	1.6	0.0	0.0	0.0	0.0	6.6	10.0
19	9.0	3.6	9.7	8.1	3.8	1.6	0.0	0.1	7.0	10.2
20	9.3	6.3	9.7	3.1	7.6	6.5	1.5	2.6	7.1	10.3
21	9.3	9.0	5.5	0.0	4.7	1.8	1.7	0.3	0.0	0.0
22	9.1	9.5	9.8	8.2	8.5	9.1	9.0	8.1	6.9	10.3
23	8.5	9.1	9.7	9.5	9.9	9.6	9.7	9.0	7.3	10.3
24	0.0	3.0	3.6	0.9	5.0	4.8	2.7	5.0	5.0	5.7
25	0.0	5.9	7.5	5.1	6.4	6.8	4.3	4.6	3.9	7.3
26	0.0	4.8	1.1	2.9	5.8	7.2	3.8	7.0	1.4	5.1
27	0.2	4.4	4.6	2.4	1.3	5.7	0.1	4.9	0.0	6.6
28	1.5	3.2	2.8	0.0	1.4	0.0	0.2	0.2	6.0	5.3
Mittel	6.5	6.0	7.9	6.1	6.0	4.7	4.1	4.9	5.3	7.4

März

Tag	Lugano	Genf	Montana s. Sierre	Chaux-de-Fonds	Bern	Luzern	Basel	Zürich	Davos	Säntis
1	0.0	0.0	0.0	0.0	0.0	0.0	0.0	0.0	0.0	4.2
2	0.6	0.0	3.0	0.0	0.0	0.0	0.0	0.0	3.9	3.2
3	1.1	1.0	0.0	0.2	0.0	0.0	0.6	0.0	2.2	0.0
4	9.8	8.0	5.2	3.9	0.7	0.0	5.5	0.1	1.8	0.0
5	3.3	10.7	6.8	6.9	5.7	3.9	8.8	9.2	0.3	2.1
6	9.8	1.6	5.2	2.2	4.3	6.3	4.3	7.3	7.6	7.9
7	0.0	0.0	0.0	0.0	0.0	0.0	0.0	0.0	0.7	0.0
8	9.4	9.0	3.1	6.9	7.3	6.1	6.9	7.4	6.3	2.9
9	0.0	0.1	0.5	0.0	0.1	2.4	0.2	3.2	3.8	4.9
10	0.5	2.5	2.1	0.7	0.7	4.2	0.3	1.1	3.6	3.6
11	0.0	4.8	4.6	0.0	3.6	6.6	3.8	3.2	3.3	6.1
12	0.0	0.0	0.3	0.0	0.0	1.7	0.0	0.6	1.2	2.6
13	0.0	0.0	0.0	4.4	0.0	0.0	2.7	0.0	0.0	0.0
14	4.4	8.7	9.9	6.9	9.6	8.8	5.9	9.1	5.2	7.3
15	0.7	0.1	0.0	0.0	0.5	0.1	0.1	0.4	4.5	0.0
16	2.4	7.3	5.0	6.0	7.7	5.3	3.1	4.5	0.0	0.0
17	0.0	0.1	0.0	0.0	0.3	1.0	2.1	2.0	1.0	1.0
18	5.6	2.8	4.7	0.0	2.9	6.8	2.3	5.1	6.5	4.7
19	9.8	5.1	4.6	5.8	5.4	6.4	5.9	7.3	7.0	6.5
20	0.0	0.0	2.3	0.0	0.0	4.2	0.0	3.0	6.9	5.0
21	0.2	1.2	1.7	3.0	2.0	1.0	1.4	1.6	2.7	0.5
22	0.4	0.6	5.1	0.0	0.0	0.6	0.7	2.4	1.4	0.6
23	7.8	5.4	9.8	0.3	0.8	1.5	0.3	1.1	8.6	5.7
24	0.0	0.0	5.2	0.0	0.0	0.0	0.1	0.0	2.2	0.1
25	1.6	0.3	8.4	0.1	0.0	0.0	0.3	1.1	4.8	5.2
26	10.1	6.1	10.7	6.3	3.3	2.2	5.6	3.3	9.1	11.2
27	0.0	2.8	1.6	1.1	0.3	1.8	3.9	5.6	3.0	2.2
28	9.0	10.0	10.2	7.2	9.5	9.8	6.8	10.1	9.3	10.4
29	1.6	9.8	0.9	9.4	9.3	8.1	6.4	10.4	4.5	10.6
30	9.3	11.0	10.7	10.0	9.8	10.5	8.9	10.5	9.6	7.9
31	8.7	10.0	7.6	9.2	9.6	10.7	10.0	9.9	8.5	7.3
Mittel	3.4	3.8	4.2	2.9	3.0	3.5	3.1	3.9	4.2	4.0

April

Tag	Lugano	Genf	Montana s. Sierre	Chaux-de-Fonds	Bern	Luzern	Basel	Zürich	Davos	Säntis
1	3.4	9.6	7.4	10.1	8.6	11.5	8.4	11.4	9.0	10.3
2	4.7	11.7	9.2	7.1	8.8	9.8	8.6	10.1	7.3	6.5
3	0.0	7.6	5.9	5.7	9.5	11.6	10.9	11.7	8.1	10.4
4	2.7	8.0	5.0	9.3	7.3	10.5	11.8	12.0	10.3	11.9
5	0.8	0.9	0.5	0.7	3.0	4.6	8.6	7.6	8.0	5.8
6	1.7	7.7	8.5	5.0	8.1	10.2	8.9	9.8	9.9	7.6
7	3.4	8.4	8.8	5.7	8.2	10.3	7.6	11.2	9.2	9.3
8	0.0	5.0	4.9	0.9	4.8	6.5	6.7	7.4	5.1	6.6
9	3.7	1.9	0.2	0.0	0.0	0.0	0.1	0.0	0.0	0.0
10	6.9	6.7	8.0	7.8	6.9	7.8	9.7	9.7	8.2	7.4
11	7.9	9.7	10.4	9.0	9.5	10.9	11.1	11.5	7.0	7.1
12	0.1	3.3	3.6	1.0	2.3	2.9	2.1	3.2	7.3	6.8
13	0.0	7.3	6.2	1.6	3.5	0.6	0.1	0.3	2.7	6.5
14	9.8	10.6	9.0	7.1	8.1	10.0	7.8	8.3	9.1	6.0
15	9.8	12.6	2.1	11.2	12.1	11.6	11.2	12.3	6.8	8.0
16	12.0	11.7	12.4	11.9	11.8	11.9	11.5	11.9	11.0	11.8
17	9.0	9.3	8.1	8.6	7.2	11.0	7.9	8.7	10.0	11.1
18	10.0	7.7	10.9	4.5	6.2	7.3	4.8	7.3	10.1	11.8
19	4.9	9.0	8.8	4.9	3.4	4.6	7.2	4.0	10.6	5.6
20	4.8	3.3	7.0	1.5	0.0	0.0	1.8	0.5	8.0	2.9
21	6.7	10.4	9.8	9.8	9.7	11.2	11.2	11.9	6.7	4.2
22	0.0	2.2	0.7	1.6	3.1	5.3	1.3	3.8	0.4	2.9
23	1.4	3.2	3.0	1.6	3.0	0.7	2.9	7.0	1.0	0.0
24	0.1	5.9	2.7	0.0	6.1	3.1	4.4	2.9	6.5	2.0
25	9.0	9.5	10.1	6.9	6.4	2.9	2.9	4.4	4.3	5.5
26	6.5	8.4	12.6	2.8	4.5	5.5	2.7	3.6	5.4	0.0
27	3.4	6.3	8.4	6.5	7.8	11.5	6.3	11.3	8.2	9.1
28	0.6	0.3	10.0	0.0	1.3	3.9	1.9	4.1	2.5	11.8
29	4.5	5.2	8.4	10.7	10.2	10.9	11.2	10.9	11.0	10.6
30	6.5	4.4	4.8	7.8	8.8	10.9	10.6	7.8	5.7	7.3
Mittel	4.5	6.9	6.9	5.4	6.3	7.3	6.7	7.6	7.0	6.9

Tägliche Dauer des Sonnenscheins in Stunden. 1934

Mai

Tag	Lugano	Genf	Montana s. Sierre	Chaux-de-Fonds	Bern	Luzern	Basel	Zürich	Davos	Säntis
1	2.0	3.9	6.4	6.7	5.2	4.7	6.0	6.5	6.0	7.0
2	0.5	6.2	1.4	3.8	3.4	2.5	5.6	5.9	2.9	4.2
3	4.4	4.4	3.0	2.9	5.6	7.0	2.4	7.2	4.2	5.6
4	0.0	0.3	0.0	0.0	0.0	0.0	0.1	0.0	0.6	0.0
5	6.0	8.1	5.2	1.0	3.6	4.1	2.6	8.4	5.1	4.8
6	0.0	8.9	3.6	3.8	5.4	1.8	4.2	5.8	3.3	0.3
7	8.1	10.5	2.7	4.9	2.1	1.2	5.9	1.8	3.0	1.2
8	3.6	11.7	5.7	11.3	5.5	0.2	4.1	6.5	0.0	3.9
9	1.7	9.4	2.7	3.4	4.2	3.4	4.0	4.1	7.1	5.6
10	6.9	7.6	7.0	8.6	7.1	6.0	8.5	9.4	10.2	13.4
11	11.2	12.1	12.7	12.1	12.3	10.7	9.1	12.5	10.9	9.2
12	7.9	10.8	8.5	6.6	10.2	12.4	10.5	13.1	9.4	9.0
13	9.0	11.4	6.5	5.1	8.6	11.4	8.4	9.3	3.4	0.8
14	9.5	10.8	6.8	3.8	5.9	3.3	4.8	4.1	3.6	0.0
15	9.4	12.7	11.9	11.0	8.9	7.0	10.6	8.0	6.0	4.6
16	0.0	12.0	10.6	13.0	12.0	11.3	13.2	11.1	4.0	9.3
17	0.9	0.0	0.0	0.0	0.0	0.0	0.0	0.0	0.0	0.0
18	4.0	8.7	9.2	6.8	2.4	0.2	2.0	4.0	6.7	11.3
19	10.2	13.7	10.8	13.1	12.7	11.3	13.3	11.9	8.3	8.4
20	10.2	12.9	9.0	7.4	12.4	11.6	10.2	12.7	9.0	5.3
21	12.3	13.7	10.1	9.7	11.9	9.8	10.5	8.7	5.5	4.0
22	11.8	14.0	11.7	13.5	13.5	12.9	13.0	12.2	10.4	11.2
23	11.9	13.9	13.5	11.0	13.6	11.5	12.7	12.2	9.5	10.9
24	12.1	14.0	10.6	12.5	12.5	6.7	13.0	10.7	6.3	3.7
25	7.6	14.2	13.5	13.3	13.7	13.5	13.4	13.3	9.5	9.7
26	6.5	10.0	6.2	11.0	7.8	6.1	12.0	9.4	5.8	3.6
27	9.1	13.3	10.0	11.3	10.9	10.8	11.4	10.8	5.8	4.3
28	9.5	14.5	13.5	14.0	14.4	14.2	14.3	13.9	11.6	14.0
29	12.7	14.4	13.7	13.8	14.0	14.4	13.8	13.2	11.9	11.7
30	6.1	6.8	7.6	3.7	7.2	8.7	6.5	9.8	8.7	9.7
31	0.0	4.0	2.0	1.5	0.4	2.1	1.1	1.1	2.6	0.7
Mittel	6.6	10.0	7.6	7.8	8.0	7.1	8.0	8.3	6.2	6.0

Juni

Tag	Lugano	Genf	Montana s. Sierre	Chaux-de-Fonds	Bern	Luzern	Basel	Zürich	Davos	Säntis
1	0.5	7.7	5.9	3.5	5.7	4.7	1.9	5.1	4.9	3.9
2	0.0	9.5	4.4	3.0	3.0	1.7	4.7	1.1	0.8	0.0
3	2.6	4.3	0.2	1.0	1.5	0.2	2.7	0.5	4.3	3.0
4	6.5	7.6	9.7	3.7	6.9	7.7	7.9	8.5	7.0	3.1
5	0.6	3.9	0.9	0.0	0.0	0.1	0.0	0.0	0.0	0.0
6	5.7	11.4	6.2	3.3	3.9	4.7	3.4	5.4	6.1	3.2
7	8.9	10.1	1.8	7.9	7.5	2.9	10.3	7.1	0.0	0.0
8	13.1	14.5	13.5	12.4	14.3	14.4	14.4	13.8	11.3	8.9
9	10.1	13.5	9.2	12.0	14.0	11.3	12.3	9.0	6.7	7.8
10	11.1	14.0	12.8	13.3	14.2	14.2	11.5	14.0	10.2	9.6
11	9.7	12.6	8.0	6.7	7.9	10.7	8.0	10.4	7.7	6.1
12	10.5	10.2	3.4	5.6	4.5	6.2	8.8	8.4	3.8	1.6
13	13.0	14.0	13.2	11.4	13.7	13.0	12.2	11.3	4.4	3.4
14	13.1	13.4	10.7	10.1	6.3	5.7	8.8	6.6	2.1	2.8
15	3.4	11.2	4.8	3.6	4.8	3.1	2.9	1.8	0.0	0.0
16	12.1	14.4	14.0	14.1	14.1	11.4	12.4	12.2	11.3	13.3
17	10.4	14.4	13.8	13.1	14.2	14.3	14.5	14.4	11.7	12.7
18	12.6	14.3	13.8	13.7	14.5	14.3	14.6	14.1	11.9	14.8
19	10.2	8.0	9.0	3.4	7.2	7.3	4.8	7.6	7.4	9.1
20	4.9	0.8	0.3	0.0	0.3	0.1	0.1	0.0	0.0	0.0
21	12.6	11.7	6.0	3.6	4.9	3.3	2.8	5.7	1.6	0.0
22	13.2	11.4	10.0	8.3	10.8	9.1	7.4	9.3	6.2	0.0
23	12.4	12.9	12.6	13.1	11.9	12.6	12.1	12.3	11.9	12.1
24	10.3	9.5	7.3	6.9	8.5	6.8	6.3	8.1	11.4	10.4
25	11.0	9.1	7.1	4.4	5.9	5.8	5.1	5.2	8.4	6.8
26	10.3	10.6	10.3	3.7	4.6	3.0	4.2	4.4	0.3	0.0
27	13.3	14.6	12.8	12.8	13.8	13.1	13.7	10.1	2.0	3.0
28	10.0	8.4	6.4	6.0	9.0	9.1	8.2	10.1	10.9	7.1
29	1.3	0.0	0.3	0.0	0.0	0.0	0.0	0.3	0.2	0.0
30	0.2	5.0	1.5	3.7	4.7	1.2	5.6	7.4	0.8	0.0
31										
Mittel	8.5	10.1	7.7	6.8	7.8	7.1	7.4	7.5	5.5	4.8

Juli

Tag	Lugano	Genf	Montana s. Sierre	Chaux-de-Fonds	Bern	Luzern	Basel	Zürich	Davos	Säntis
1	7.2	14.3	10.8	12.1	13.5	12.2	11.6	9.4	3.3	2.3
2	13.0	14.5	14.0	13.6	14.4	10.9	12.0	14.3	11.8	11.6
3	9.9	13.4	11.0	10.9	10.2	8.8	7.3	8.4	8.2	7.0
4	12.3	14.0	13.9	14.0	14.0	4.2	13.0	13.5	9.8	6.0
5	4.7	14.2	13.0	14.1	14.1	14.1	14.7	14.4	11.8	14.4
6	8.4	14.0	13.5	13.0	14.0	14.0	14.7	14.2	11.7	4.9
7	12.5	14.2	12.4	13.5	14.0	14.1	14.1	14.3	12.0	14.6
8	11.6	14.5	13.8	12.5	13.2	14.3	14.6	14.5	11.9	14.5
9	9.4	14.4	13.8	14.3	14.7	14.4	14.3	13.9	11.9	14.7
10	9.0	12.9	11.7	8.9	11.6	*13.5	13.4	13.1	11.9	13.5
11	8.9	13.5	8.4	9.7	9.3	9.9	10.1	10.5	5.9	0.4
12	5.5	4.4	2.6	3.7	3.9	4.1	3.4	4.0	6.0	2.6
13	5.5	7.7	3.3	4.4	3.8	5.3	4.9	6.7	0.8	0.0
14	9.4	8.0	4.1	2.4	1.2	0.4	1.6	1.4	4.4	0.0
15	0.5	2.1	0.0	0.6	0.0	0.0	1.1	0.0	0.0	0.0
16	10.8	14.1	11.4	10.9	10.7	9.0	12.6	6.1	3.3	0.0
17	12.8	13.8	13.5	13.8	13.6	9.6	13.3	13.5	11.6	13.4
18	10.8	13.7	10.0	11.8	11.0	11.5	10.0	10.1	10.1	10.2
19	11.2	14.0	12.4	8.7	12.1	9.0	12.0	12.7	10.3	6.3
20	8.1	12.7	12.8	11.9	12.7	12.7	12.3	13.1	11.2	13.5
21	3.9	6.4	4.6	4.6	3.3	4.5	4.8	4.3	5.5	3.2
22	3.9	7.5	6.1	3.6	5.1	6.2	3.7	7.4	9.0	9.0
23	11.2	2.2	0.2	1.4	2.2	1.9	0.2	1.9	2.0	0.0
24	10.9	9.6	4.8	1.4	5.4	2.9	1.4	2.7	3.2	0.0
25	8.6	2.6	0.7	1.9	1.8	1.4	0.9	2.5	1.8	0.0
26	12.6	10.7	13.4	10.6	12.9	13.3	9.8	13.4	7.2	4.3
27	7.6	9.4	2.8	4.1	6.0	13.2	4.8	7.8	1.7	0.0
28	10.3	14.1	12.8	11.6	11.7	10.1	11.6	12.7	10.0	5.9
29	12.5	14.0	13.3	13.5	14.0	13.4	11.7	13.5	11.7	12.4
30	12.2	14.2	13.3	13.6	14.2	14.1	14.1	13.7	11.2	13.0
31	4.9	2.6	4.1	2.7	4.2	4.9	6.1	5.4	5.7	6.8
Mittel	9.0	10.9	9.1	8.8	9.4	9.0	9.0	9.5	7.6	6.6

August

Tag	Lugano	Genf	Montana s. Sierre	Chaux-de-Fonds	Bern	Luzern	Basel	Zürich	Davos	Säntis
1	12.0	11.7	8.3	9.2	9.1	5.8	9.1	4.7	0.1	2.2
2	0.1	0.5	0.0	0.6	1.1	0.6	0.6	1.4	3.7	1.5
3	0.0	2.3	1.0	0.2	1.4	0.0	0.9	0.1	0.0	0.0
4	0.0	2.6	0.0	0.0	0.3	0.0	0.1	0.0	0.2	0.0
5	11.8	11.4	8.2	2.5	7.8	5.0	4.3	6.5	3.9	2.6
6	12.3	11.3	11.3	12.0	12.1	12.7	12.6	12.5	11.4	13.5
7	2.5	0.9	1.6	0.5	0.3	0.4	2.4	4.5	5.2	5.7
8	10.4	10.4	4.7	1.2	4.6	5.0	5.6	3.4	1.0	0.4
9	9.8	6.7	3.2	1.0	3.9	2.3	2.9	1.4	0.8	0.0
10	11.4	8.8	8.3	6.9	8.5	6.6	7.2	7.7	5.8	2.7
11	3.8	11.4	6.8	9.5	9.9	4.8	7.7	8.3	6.1	2.0
12	8.9	11.6	7.6	4.8	5.0	2.7	5.9	2.1	1.7	0.0
13	1.1	3.9	4.2	0.7	2.2	3.9	2.5	4.3	0.2	2.0
14	5.3	1.1	1.9	0.0	0.8	2.5	0.4	2.9	3.5	0.0
15	11.7	10.0	7.5	5.1	4.5	3.3	6.9	4.8	2.2	0.7
16	12.4	13.3	13.1	12.6	12.8	11.5	10.6	12.6	11.2	13.4
17	12.3	13.0	12.8	10.9	13.2	12.9	13.1	12.8	11.2	11.8
18	11.8	12.9	12.7	12.0	13.0	13.2	12.1	12.7	10.3	9.3
19	10.7	11.6	11.4	11.0	10.1	10.5	9.0	9.8	9.5	8.4
20	10.5	11.7	10.9	8.6	10.2	8.6	5.6	7.8	9.1	9.3
21	7.6	10.6	10.4	10.9	10.1	10.8	12.0	11.3	8.8	7.0
22	1.5	11.2	5.5	4.7	6.0	2.6	5.4	6.3	3.3	3.7
23	11.1	10.0	10.6	6.8	10.2	10.3	8.4	10.6	11.0	12.1
24	10.1	12.2	9.0	2.0	8.7	4.7	7.9	5.2	4.5	0.3
25	2.8	10.4	7.0	7.3	9.1	2.8	3.5	2.3	1.2	1.9
26	0.0	0.2	0.6	0.0	0.0	0.0	0.0	0.2	0.0	1.2
27	4.8	4.0	4.5	0.0	0.0	0.0	0.0	0.0	2.1	2.8
28	9.6	8.6	7.7	3.7	8.8	6.7	5.2	6.1	0.6	3.0
29	0.2	0.9	0.2	0.4	0.0	0.6	0.1	0.4	2.4	0.3
30	10.5	10.1	9.8	8.4	9.3	9.2	5.4	9.0	7.2	2.6
31	0.5	7.7	3.0	3.6	2.9	0.0	2.7	0.1	0.0	0.0
Mittel	7.0	8.2	6.6	5.1	6.3	5.2	5.5	5.5	4.5	3.9

1934

Tägliche Dauer des Sonnenscheins in Stunden.

September

Tag	Lugano	Genf	Montana s. Sierre	Chaux-de-Fonds	Bern	Luzern	Basel	Zürich	Davos	Säntis
1	6.5	3.3	2.8	3.0	1.3	1.2	3.6	2.3	4.4	0.0
2	10.4	11.8	4.3	5.3	5.3	1.2	8.7	3.3	0.0	0.7
3	10.9	11.1	11.5	8.9	11.5	9.0	11.4	10.2	10.5	9.8
4	11.7	12.5	11.8	11.3	10.5	9.2	10.1	8.2	10.5	4.8
5	10.9	9.7	11.0	4.5	8.7	7.4	4.6	8.4	6.5	3.4
6	11.0	11.5	11.0	11.0	8.1	9.3	5.7	10.7	9.9	4.9
7	11.2	12.1	11.6	11.3	11.9	11.6	10.6	11.3	9.5	8.5
8	10.9	11.3	10.9	11.4	11.0	11.0	11.6	10.7	10.4	11.0
9	7.7	4.7	4.2	0.5	2.8	5.6	1.7	6.2	10.2	7.6
10	5.9	8.8	3.9	0.2	0.0	0.0	1.0	0.0	0.0	0.0
11	6.0	6.6	11.1	0.0	1.8	0.5	0.1	0.2	6.5	9.1
12	5.2	8.5	7.8	1.2	5.5	2.8	0.1	0.2	4.9	11.0
13	0.7	8.6	8.1	9.8	7.2	0.6	2.8	1.5	1.1	3.5
14	3.6	8.9	5.8	7.6	7.6	3.2	8.9	5.4	3.0	1.3
15	2.2	11.1	6.2	2.8	6.9	6.7	5.7	7.1	3.9	8.1
16	9.2	2.2	6.9	3.4	3.1	5.1	4.5	5.5	6.4	2.2
17	5.6	11.2	10.0	7.7	8.9	8.5	8.2	7.1	5.0	7.9
18	10.0	8.8	7.5	9.7	9.8	8.7	9.9	7.9	6.7	10.4
19	1.4	1.0	1.3	0.0	0.0	0.3	0.0	1.1	6.9	5.3
20	9.6	9.0	8.2	1.9	6.5	7.4	2.3	7.5	7.0	5.9
21	8.7	6.7	5.4	2.9	5.4	1.9	2.5	3.7	3.6	0.0
22	10.8	11.5	8.9	3.9	9.6	9.3	5.5	10.1	6.7	2.9
23	8.4	5.2	5.4	0.6	2.0	0.4	1.3	1.2	4.3	1.9
24	6.9	9.1	10.2	6.2	7.5	9.7	0.8	8.6	7.7	5.4
25	6.0	7.6	5.0	0.6	6.0	4.2	1.1	4.7	6.7	0.0
26	5.5	10.6	8.8	8.5	8.7	7.7	9.7	7.8	7.6	9.4
27	10.5	11.2	10.7	9.2	10.7	10.9	9.9	10.9	9.5	7.4
28	10.6	11.1	10.7	10.2	10.6	10.6	10.4	8.2	9.3	11.2
29	10.6	10.5	10.7	7.2	10.3	10.7	8.2	10.1	9.3	10.9
30	10.6	10.7	10.0	7.6	10.4	9.4	8.3	10.1	9.2	8.1
31										
Mittel	8.0	8.9	8.1	5.6	7.0	6.1	5.6	6.3	6.6	5.8

Oktober

Tag	Lugano	Genf	Montana s. Sierre	Chaux-de-Fonds	Bern	Luzern	Basel	Zürich	Davos	Säntis
1	10.5	10.1	10.3	9.1	9.8	10.3	8.4	8.2	9.2	10.2
2	8.8	10.5	10.2	8.3	10.1	10.1	8.1	9.6	9.2	10.6
3	0.4	1.0	1.5	0.0	0.0	4.4	0.0	3.7	3.1	5.3
4	0.0	1.9	0.1	1.2	0.8	2.5	0.5	3.5	1.1	3.2
5	5.0	4.6	6.9	1.5	2.8	3.8	0.9	2.3	0.1	0.0
6	9.6	6.0	5.6	3.4	2.9	2.5	2.8	1.0	1.4	0.0
7	6.6	6.3	10.0	3.8	8.1	7.4	8.3	7.1	5.3	6.6
8	9.9	9.8	10.5	0.0	8.6	2.8	8.5	5.9	8.1	10.6
9	8.0	2.3	3.6	10.0	1.2	0.8	0.1	1.5	6.7	5.2
10	10.1	9.0	8.1	8.3	7.3	7.3	8.9	7.3	2.3	0.4
11	9.8	10.2	10.0	7.0	8.1	5.9	3.1	3.8	5.5	4.2
12	9.8	10.5	10.0	9.6	10.2	9.6	8.4	9.4	7.8	9.5
13	9.7	7.0	10.0	6.9	5.0	0.0	2.1	0.9	7.4	6.6
14	4.8	7.6	4.8	5.2	2.4	1.2	0.1	0.2	0.6	1.0
15	7.7	0.0	0.0	0.0	0.0	0.0	0.0	0.0	0.0	0.0
16	5.4	0.1	0.2	0.5	0.0	0.0	0.7	0.0	0.0	0.0
17	8.4	2.1	4.3	0.4	1.0	1.6	0.3	2.3	4.8	0.0
18	9.3	6.2	6.2	3.5	5.3	4.4	7.8	6.6	7.3	2.0
19	6.9	4.2	9.6	0.0	0.8	2.3	0.0	0.0	7.1	0.0
20	9.2	2.3	9.0	9.3	0.6	3.7	2.1	1.5	7.1	10.5
21	9.0	9.8	9.9	9.2	9.2	5.2	9.1	7.0	7.2	10.0
22	8.8	9.4	9.7	0.0	5.0	6.9	6.7	6.0	7.1	10.2
23	6.6	0.2	3.3	0.0	0.1	1.6	0.1	0.8	6.3	5.3
24	8.5	3.5	9.5	8.0	8.1	8.7	6.3	8.1	7.0	9.8
25	9.1	6.0	9.6	9.3	8.9	9.3	6.3	5.0	6.9	10.4
26	9.1	9.2	9.4	8.4	8.5	9.2	4.7	8.8	6.9	10.0
27	6.3	7.4	6.5	8.1	6.7	6.6	6.6	7.8	6.8	6.3
28	8.9	9.1	8.9	9.0	9.4	9.6	0.1	9.4	6.8	9.4
29	0.7	0.0	0.1	0.0	0.0	0.4	0.0	0.0	3.3	2.2
30	0.0	0.6	3.2	1.0	0.0	1.1	0.1	0.9	3.1	1.3
31	0.0	0.0	0.0	0.0	0.5	0.0	1.2	0.8	1.4	5.0
Mittel	7.0	5.4	6.5	4.5	4.6	4.5	3.6	4.2	5.1	5.3

November

Tag	Lugano	Genf	Montana s. Sierre	Chaux-de-Fonds	Bern	Luzern	Basel	Zürich	Davos	Säntis
1	8.1	2.9	4.7	0.0	2.1	0.3	0.9	0.6	0.0	0.0
2	7.9	7.4	8.1	7.3	8.8	9.0	8.6	9.1	6.2	9.6
3	0.9	2.7	0.8	3.8	4.2	4.8	6.4	7.3	4.1	7.5
4	0.0	7.9	9.1	5.5	8.5	8.1	8.6	8.3	5.2	8.6
5	0.0	0.1	0.3	0.1	0.0	0.8	0.1	0.5	3.3	2.7
6	0.0	0.0	0.0	0.0	0.0	0.0	0.0	0.0	0.0	1.1
7	0.0	1.5	0.9	3.4	1.8	2.9	4.8	5.3	1.8	2.7
8	2.6	0.2	0.0	0.0	0.0	0.0	0.0	0.0	1.6	0.0
9	6.1	2.8	3.2	3.5	3.0	1.6	2.8	3.4	5.0	4.8
10	0.0	0.0	0.0	0.0	0.0	0.0	0.0	0.0	0.4	0.0
11	0.0	4.1	0.6	7.4	0.2	0.1	2.0	0.5	1.7	0.0
12	5.3	3.4	4.1	5.8	5.8	0.4	3.3	2.5	4.7	1.7
13	2.4	4.6	7.8	3.4	5.7	2.1	3.7	0.0	5.3	8.8
14	0.0	0.7	0.0	0.4	0.0	0.2	0.1	0.8	0.0	2.3
15	0.0	0.7	0.0	0.5	0.0	0.0	0.0	0.5	1.8	4.7
16	2.2	2.2	4.1	7.4	6.0	2.5	3.6	5.9	2.7	4.9
17	0.0	7.3	7.5	3.3	5.5	5.5	1.8	3.5	3.8	2.4
18	0.0	2.0	2.7	5.3	1.7	0.3	0.0	3.1	1.9	2.4
19	7.5	0.0	0.0	0.0	0.0	0.0	0.0	0.0	0.0	0.0
20	7.5	2.7	8.0	0.1	0.9	0.0	0.0	0.2	5.5	8.9
21	1.3	1.0	8.5	7.9	5.2	0.0	0.0	3.5	5.2	9.0
22	7.0	4.0	7.6	8.2	7.8	0.0	2.6	6.1	5.5	9.0
23	7.3	3.5	8.5	8.1	3.4	0.0	4.3	6.6	5.6	9.0
24	7.3	5.4	8.4	8.0	5.6	2.7	3.8	3.9	5.6	8.3
25	7.2	0.0	8.4	7.6	0.0	0.0	0.0	2.4	5.2	8.9
26	7.3	3.7	8.4	7.7	3.7	1.8	5.8	0.2	5.6	8.8
27	4.5	3.8	5.2	5.6	0.0	0.0	0.6	0.0	3.2	1.0
28	7.2	0.0	8.4	7.9	0.0	0.0	4.7	0.0	5.6	8.8
29	7.2	0.0	8.3	7.8	0.7	0.0	2.9	0.0	5.5	8.7
30	7.0	0.0	8.3	7.8	0.0	0.0	0.0	0.0	5.5	8.8
31										
Mittel	3.8	2.5	4.7	4.5	2.7	1.4	2.4	2.5	3.6	5.1

Dezember

Tag	Lugano	Genf	Montana s. Sierre	Chaux-de-Fonds	Bern	Luzern	Basel	Zürich	Davos	Säntis
1	5.1	0.0	8.2	7.7	0.0	0.0	7.4	0.0	5.5	8.6
2	3.1	0.0	2.8	0.8	0.0	0.0	0.3	0.0	2.8	0.2
3	5.8	0.0	0.0	0.0	0.0	0.0	0.0	0.0	3.7	0.0
4	3.4	4.4	4.8	1.3	2.1	2.6	0.8	1.3	3.2	0.2
5	3.6	1.0	0.4	0.0	0.8	1.2	0.0	0.5	2.3	0.0
6	4.8	4.7	4.9	1.2	2.0	2.8	0.3	0.6	1.4	0.0
7	0.3	1.2	1.3	0.0	0.7	0.4	0.1	0.2	0.1	0.0
8	0.0	0.0	5.7	2.7	3.9	5.8	1.9	0.5	5.0	6.7
9	0.0	0.0	3.7	2.7	0.0	0.0	2.9	0.0	4.6	5.9
10	0.0	0.5	0.0	0.2	0.7	0.2	0.1	0.2	0.3	0.0
11	0.4	4.6	4.6	5.9	3.2	1.4	1.2	2.6	0.0	3.0
12	0.0	0.0	0.0	0.0	0.0	0.0	1.1	0.0	2.0	4.0
13	0.0	0.0	3.8	0.7	1.4	0.0	1.0	0.0	1.4	0.8
14	0.0	1.9	7.5	6.7	0.0	0.0	4.7	0.0	2.7	6.0
15	0.0	0.0	0.0	0.0	0.0	0.0	0.0	0.0	0.1	0.0
16	0.0	0.0	0.0	0.0	2.0	0.0	2.8	2.2	0.0	0.0
17	4.4	0.0	0.9	2.4	0.0	0.0	2.5	1.4	4.7	5.7
18	1.2	0.0	0.0	0.0	0.0	0.0	0.0	0.0	0.6	0.0
19	2.9	2.1	2.0	0.4	0.7	2.3	0.5	0.0	0.0	0.0
20	6.1	0.0	4.4	0.0	1.1	1.8	0.2	0.0	5.4	2.0
21	6.7	0.9	0.0	0.0	0.0	0.0	0.0	0.0	0.2	0.0
22	2.7	5.2	7.5	6.3	6.8	4.1	0.0	0.0	4.9	7.7
23	5.8	1.2	0.0	0.4	1.1	0.4	0.5	1.6	3.5	0.0
24	0.8	0.0	0.0	0.0	1.4	0.0	0.0	0.0	1.2	0.0
25	6.7	5.0	6.2	0.0	0.0	0.0	0.0	0.1	2.6	0.0
26	3.0	0.0	2.3	1.7	2.1	0.0	0.5	0.0	2.5	2.2
27	2.0	1.4	2.6	0.0	1.0	0.6	0.1	0.0	0.0	0.0
28	4.4	0.0	6.7	3.3	1.9	1.6	5.0	3.2	4.4	6.8
29	0.3	0.3	0.4	0.3	0.1	2.1	0.1	2.9	0.0	0.0
30	6.8	4.6	3.2	1.8	2.8	0.8	1.7	2.2	0.0	0.0
31	0.7	0.0	0.0	0.0	0.0	0.0	0.0	0.0	0.0	0.0
Mittel	2.6	1.3	2.7	1.5	1.2	0.9	1.2	0.6	2.1	1.9

Nr. 5.

Jahresbericht 1934 des Erdbebendienstes

der Schweizerischen Meteorologischen Zentralanstalt.

Von Dr. **E. Wanner.**

Stationen:

Zürich
Direktor: Prof. P.-L. Mercanton.
Bearbeiter: Dr. E. Wanner.

Chur
Prof. A. Kreis.

Neuchâtel
Direktor: Dr. E. Guyot.
Bearbeiter: Dr. H. Odermatt.

Basel
Prof. Dr. Niethammer.

Sion
Domherr Gustav Gottspouer.

1. Allgemeines und statistische Bemerkungen.
2. Tabellarische Zusammenstellung der in der Schweiz im Jahre 1934 verspürten und an den Erdbebenwarten registrierten Erdbeben.

1. Allgemeines und statistische Bemerkungen.

a) Persönliches.

Im Berichtsjahr ist Herr Direktor Dr. Julius Maurer von der Leitung der Schweizerischen Meteorologischen Zentralanstalt und dem dieser Anstalt angegliederten Schweizerischen Erdbebendienst zurückgetreten. Er wurde durch Prof. Dr. P.-L. Mercanton ersetzt. Ebenfalls hat der Direktor des Observatoriums Neuchâtel, Herr Dr. Louis Arndt, seinen Rücktritt genommen; sein Nachfolger ist Herr Dr. Guyot. Die Bedienung der Apparate und die Auswertung der Seismogramme in Neuchâtel wurde bis jetzt von Herrn Dr. Odermatt besorgt, der mit Ende des Jahres das Observatorium verlassen hat, um die Direktion der Sternwarte in Quito-Ecuador zu übernehmen.

Im Berichtsjahr erfuhr die schweizerische Erdbebenforschung durch die Eröffnung der Basler Erdbebenwarte eine wertvolle Bereicherung. Der Initiative von Prof. Dr. Niethammer ist es zu verdanken, daß die Universität Basel die Mittel für die Konstruktion und den regelmäßigen Betrieb eines großen verbesserten Universalseismometers*) zur Verfügung gestellt hat.

Anfang 1934 wurde das neue Instrument endgültig dem Betrieb übergeben. In enger Zusammenarbeit mit den Stationen des schweizerischen Erdbebendienstes besteht auch die Hauptaufgabe des Basler Seismographen im Studium der schwachen alpinen Nahebeben. Die Beobachtungsdaten der Erdbebenwarte Basel werden im Bulletin und Jahresbericht des Schweizerischen Erdbebendienstes veröffentlicht.

*) vgl. auch Abschnitt c.

b) Statistische Bemerkungen.

Das Jahr 1934 war für unser Land nicht reich an seismischen Ereignissen. Im ganzen wurden auf dem Gebiete der Schweiz 12 Erdbeben wahrgenommen. Davon hatten 4 ihren Herd außerhalb der Landesgrenzen. Bemerkenswert ist eine Beobachtung in Schaffhausen, wo am 15. Januar von 6 Kantonsschülern und ihrem Lehrer während 5 Minuten ein deutliches Vibrieren des Gebäudes wahrgenommen worden ist. Da ähnliche Erscheinungen noch nie beobachtet worden sind und weil auch weit und breit keine störende Ursache festzustellen war, glaubten die Schüler und Lehrer sofort an ein Erdbeben. Um die betreffende Zeit wurden auf den europäischen Erdbebenwarten die Nachläuferwellen des heftigen zerstörenden Erdbebens im Gangestal in Indien registriert. Es ist daher die Vermutung, die Schüler könnten eventuelle, durch das Beben ausgelöste Resonnanzerscheinungen im Gebäude beobachtet haben, nicht ganz zu verwerfen!

Die in der Schweiz verspürten Beben verteilen sich auf die Tagesstunden und die verschiedenen Monate wie folgt:

0–2^h	2–4^h	4–6^h	6–8^h	8–10^h	10–12^h	12–14^h	14–16^h	16–18^h	18–20^h	20–22^h	22–24^h
2	4	--	2	-	1	1	1	---	—	—	1

58 % der Stöße fielen also auf die Zeit der Ruhe (18^h–6^h).

Januar	Februar	März	April	Mai	Juni	Juli	August	September	Oktober	November	Dezember
—	1	2	1	1	—	—	1	1	—	5	—

c) Instrumentelles.

Mit Anfang August 1934 wurde das Universalpendel in Chur außer Funktion gesetzt. Die vergangenen Jahre haben gezeigt, daß die Aufhängung der trägen Masse an den Grundmauern des Schulgebäudes in Chur zu mancherlei Störungen Anlaß geben können. Daher hat schon seit längerer Zeit Herr Prof. Kreis nach einem andern Raum Ausschau gehalten. Der Kanton Graubünden hat ihm im Keller des Physikgebäudes einen bessern Raum zur Verfügung gestellt, wo nun ganz unabhängig vom Gebäude das Traggestell aus Beton direkt auf den Fels errichtet worden ist. Für die Neukonstruktion des Apparates werden außerdem eine ganze Reihe wesentlicher Verbesserungen in Anwendung kommen. Die träge Masse z. B., wird nach Gesichtspunkten aufgehängt, wie sie von Herrn Prof. Kreis in seiner Untersuchung *) «Über die Beseitigung des störenden Einflusses der Schaukelung beim Universalseismographen mit 3 Komponenten», dargelegt worden sind.

Die Stationen Zürich, Neuchâtel, Basel waren mit Ausnahme kurzer Störungsperioden immer im Betrieb. Es wurden in der Schweiz 71 Nahebeben und zirka 133 Fernbeben registriert. Für die Konstanten der Instrumente dürfen folgende Werte angenommen werden:

Station	Apparat	Masse in kg	Komponente	Vergrösserung für schnelle Schwingungen	Eigenperioden in Sek.	Dämpfung	Reibung in $^{mm}/_{m}$	Registriergeschwindigkeit pro Minute	Mittlerer Zeitinterpolationsfehler in Sek.
Zürich Mai 26.	U-S Q.-P.	20600	N–S	1650	3.2	3,0 : 1	1.2	ca. 90 $^{mm}/_{m}$	± 0.1
			E–W	1800	3.0	4.0 : 1	0.9	90 $^{mm}/_{m}$	± 0.1
			V	1660	1.0	2.0 : 1	0.5	90 $^{mm}/_{m}$	± 0.1
	Mainka	450	N–S	105	8.3	2.3 : 1	1.2	25 $^{mm}/_{m}$	± 0.1
			E–W	100	10.0	3.0 : 1	2.0	25 $^{mm}/_{m}$	± 0.1
	Wiechert	80	V	60–80	3.4	3.5 : 1	0.3	30 $^{mm}/_{m}$	± 0.1
Chur	U-S	13000	E–W	1300	3.4	5.2 : 1	0.6	60 $^{mm}/_{m}$	± 0.1
			V	1900	1.2	2.5 : 1	0.5	60 $^{mm}/_{m}$	± 0.1
Neuchâtel Mai 21.	U-S Q.-P.	19000	N–S	1660	2.8	5.2 : 1	0.3	60 $^{mm}/_{m}$	± 0.1
			E–W	1760	2.8	4.4 : 1	0.4	60 $^{mm}/_{m}$	± 0.1
			V	1830	1.1	2.3 : 1	0.04	60 $^{mm}/_{m}$	± 0.1
Basel	U-S	19750	N–S	2050	3.3	3.0 : 1	0.3	60 $^{mm}/_{m}$	± 0.1
			E–W	2140	3.2	3.6 : 1	0.3	60 $^{mm}/_{m}$	± 0.1
		19500	V	1930	3.2	4.4 : 1	0.2	60 $^{mm}/_{m}$	± 0.1
Sion	Mainka	135	N–S	70	3.5	3.5 : 1	0.5	20 $^{mm}/_{m}$	—
			E–W	70	3.5	3.5 : 1	0.6	20 $^{mm}/_{m}$	—

U-S = Universalseismograph mit drei Komponenten. Q.-P. = Quervain-Picard.

*) Vgl. Jahresbericht 1929.

2. Tabellarische Zusammenstellung der in der Schweiz verspürten und der an den Erdbebenstationen Zürich, Chur, Basel, Neuchâtel und Sion registrierten Erdbeben.

Tabelle I. In der Schweiz verspürte Erdbeben 1934.

Z = Zürich. C = Chur. B = Basel. N = Neuchâtel. S = Sion.

Nr.	Datum	M.-E. Zeit 0—24h	Epizentralgebiet (gesperrt gedruckt) und erschütterte Gebiete	Grad Forel-Ilossi	Grösste Ausdehnung	Zahl d. pos. Meldungen	Zahl d. neg. Meldungen	Registriert in	Bemerkungen über Charakter, Zahl der Stösse und Wirkungen
	1931	h m			km				
	Januar 15.	10.30	Schaffhausen	—	—			—	Vibrieren des Gebäudes während 5 Min. ohne sichtliche Ursache.
	„ 22.	22.10	Zürich VIII	—	—	—	—	—	Leichte Erschütterung, Umfallen von Gegenständen.
	„ 30.	16.00	Oberwinterthur	—	—	—	—	—	Im 4. Stock eines Hauses von zwei Personen 2 deutliche kurze aufeinanderfolgende Stösse verspürt. Richtung E–W.
1	Febr. 1.	0.41	Zermatt (vergl. Tab. II, Nr. 8)	III	—	1	—	Z,S,C	Leichte Erschütterung.
2	März 21.	10.22	Zimmisberg b. Rapperswil, Bern	IV	—	1	—	—	Senkrechter Stoß in verschiedenen Häusern verspürt. Krachen der Dachstühle, eine kleine Scheiterbeige stürzt zusammen, Zittern, Knarren der Wände.
3	„ 23.	2.50	Nördl. von Bergamo (Italien) in der Schweiz im Kanton Graubünden vereinzelt verspürt in Sils III, Pontresina III, Andeer II (vergl. Tab. II, Nr. 18)	–	—	3	—	Z, C N, B	Zittern und Knarren der Wände.
	April 4.	6.5	Zürich, Bolleystrasse	III	—	1	—	—	Zittern und Knarren in der Wand.
4	„ 23.	6.8	Mosogno bei Locarno, Tessin (vergl. Tab. II, Nr. 26)	IV	—	1	—	Z	Stoß v. vielen Personen des Dorfes verspürt.
5	Mai 7.	12.31	Lichtenstein, Vaduz, allgemein verspürt, i. d. benachbarten Dörfern rechts des Rheines schwächer, auf d. schweiz. Seite nicht verspürt (vergl. Tab. II Nr. 28)	V	10	6	8	Z	Explosion, schlagartig, d. Leute gehen auf die Straße um nachzusehen.
6	Aug. 29.	3.00	Eigenthal b. Luzern	III	—	1	—	—	Zwei kurz aufeinanderfolgend ziemlich starke Stöße.
7	Sept. 4.	2.26	Insbruck Tirol, in der Schweiz in den Kt. Thurgau u. St. Gallen, besond. Stadt St. Gallen leicht verspürt (vergl. Tab. II Nr. 51)	III	—	7	—	Z,B,N	Leichtes Schaukeln.
	Okt. 22.	18.10	Zürich, Lavaterstrasse?	III	—	1	—	—	Schwankungen und Klirren, von 5 Personen verspürt.
8	Nov. 15.	23 zirka	Vissoie Val d'Anniviers, Wallis	IV	—	1	—	—	Sehr deutlich verspürter Stoß.
9	„ 16.	6.24	Gegend südl. von Leuk, Wallis, Val d'Anniviers IV-V, Leukerbad IV, Zermatt III (Nachstoß zu Nr. 8, vgl. Tab. II Nr. 64)	IV-V	40	4	—	Z, B N, S	Heftige Erschütterung, Klirren der Scheiben.
10	„ 20.	15.56	Hinterrheintal — Safiental (vergl. Tab. II Nr. 65)	IV	30	4	-	Z,B,N	Zittern, dumpfes Rollen u. Krachen im Gebälk.
	„ 26./27.	23.57	Olten	III	—	1	—	—	Schaukeln des Bettes, eine Person erwacht.
11	„ 28.	00.57	Wald Kt. Zürich V, Winterthur III, Zürich vereinzelt II-III (vgl. Tab. II Nr. 70)	V	40	13	—	Z, N	Knall, gefolgt von Erdstoß. Scheiterbeigenfallen zusammen, viele Bewohner erwachen.
	„ 28.	1.15	Chur	III	—	1	—	—	Erschütterung durch die eine Person erwacht, leichtes Schaukeln (vielleicht im Zusammenhang mit Nr. 11).
12	„ 30.	3.59	Adriatisches Meer, in Locarno leicht verspürt (vergl. Tab. II Nr. 71)	III	—	1	—	Z,B,N	Schaukeln in der Richtung N–S, Dauer 4–5 Sekunden.

Tabelle II. In der Schweiz 1934 registrierte Nahebeben.

Mittlere Zeit Greenwich;

Station	Meereshöhe	Lage	Untergrund
Erdbebenwarte Zürich (Z);	604 m;	Breite: 47° 22′ 7.2″ N; Länge: 8° 34′ 49.5″ E;	Molassesandstein u. Mergel, wechsellagernd.
Erdbebenwarte Chur (Ch);	630 m;	Breite: 46° 50′ 59,5″ N; Länge: 9° 32′ 12.1″ E;	Bündnerschiefer der penninischen Decke.
Observatoire Neuchâtel (N);	487 m;	Breite: 46° 59′ 50.6″ N; Länge: 6° 57′ 26.2″ E;	Gewachsener Kalkfels.
Erdbebenwarte Basel (B);	309 m;	Breite: 47° 32′ 24″ N; Länge: 7° 34′ 58.5″ E;	Nagelfluhschichten.
Erdbebenwarte Sion (S);	500 m;	Breite: 46° 16′ 4.0″ N; Länge: 7° 21′ 39″ E;	Alluvium.

Nr.	Datum	Station	Epizentralentfernung nach S–P	Max. Amplitude	Ungefähre Dauer der Registr.	Phasen, Bemerkungen Wo nichts weiteres bemerkt ist, beziehen sich die Ablesungen auf die Apparate Quervain-Piccard der Stationen Zürich, Chur, Neuchâtel und Basel.
	1934		km	μ	Min.	
1	Jan. 14.	Z	116	6.1	1.0	$e\bar{P}$? $14^h\ 26^m\ 38.4^s$, Min.-Lücke $e\bar{S}$ $14^h\ 26^m\ 53.2^s$
		B	128	—	1.0	$e\bar{P}$ $14^h\ 26^m\ 43.2^s$, $e\bar{S}$ $14^h\ 26^m\ 59.4^s$
		Ch	160	—	1.0	$e\bar{P}$ $14^h\ 26^m\ 50.1^s$, $e\bar{S}$ $14^h\ 27^m\ 10.6^s$, e_1 $14^h\ 26^m\ 22.0^s$, e_2 $14^h\ 27^m\ 06.0^s$
		N	212	—	2.0	ePn $14^h\ 26^m\ 53.9^s$, $i\bar{P}$ $14^h\ 26^m\ 55.9^s$, $e\bar{S}$ $14^h\ 27^m\ 22.0^s$, Azimut 45°
						Herd schwäb. Alb, nach Stuttgart 48° 21.3′ N, 9° 1.5′ E. Gegend von Beuren-Dreifürstenstein
2	„ 4.	N	360	—	3.0	ePn $10^h\ 58^m\ 10.2^s$, $e\bar{S}$ $10^h\ 59^m\ 04.0^s$, i $10^h\ 58^m\ 22^s$
		Z	380	1.2	3.0	ePn $10^h\ 58^m\ 43.4^s$, $e\bar{S}$ $10^h\ 59^m\ 40.1^s$
		Ch	—	—	2.0	ePn $10^h\ 58^m\ 35.7^s$
3	„ 9.	Z	—	0.5	0.5	i $21^h\ 57^m\ 11.4^s$ } Nicht verspürt, Herd Gegend von Sitten.
		S	15	—	0.3	$\bar{S}$-$\bar{P}$ = 1.9^s }
4	„ 12.	Z	—	1.2	1.0	$i\bar{S}$ $18^h\ 11^m\ 56.7^s$
5	„ 19.	N	—	—	2.0	$i\bar{P}$ $21^h\ 01^m\ 09.2^s$
6	„ 27.	N	—	—	1.0	$e\bar{P}$ $13^h\ 11^m\ 16.4^s$
7	„ 30.	Ch	210	—	1.0	$e\bar{P}$ $7^h\ 39^m\ 25.3^s$, $e\bar{S}$ $7^h\ 39^m\ 51.0^s$
		Z	310	1.3	2.0	$e\bar{P}$ $7^h\ 39^m\ 43.4^s$, $e\bar{S}$ $7^h\ 40^m\ 20.4^s$
						Herd in Venetien, nach Rom in Treviso mit Intensität IV verspürt.
8	„ 31.	N	108	—	1.0	$e\bar{P}$ $23^h\ 41^m\ 10.0^s$, $e\bar{S}$ $23^h\ 41^m\ 24.0^s$
		Ch	140	—	1.0	$e\bar{P}$ $23^h\ 41^m\ 12.6^s$, $e\bar{S}$ $23^h\ 41^m\ 30.0^s$
		Z	—	0.3	1.0	$e\bar{P}$ $23^h\ 41^m\ 30.0^s$
						Herd im Vispertal Kt. Wallis; in Zermatt mit Intensität III verspürt (vergl. Tab. I Nr. 1)
9	Febr. 16.	N	—	—	1.0	$e\bar{P}$ $8^h\ 07^m\ 14.7^s$
10	„ 24.	Ch	102	—	1.0	$e\bar{P}$ $5^h\ 36^m\ 26.6^s$, $e\bar{S}$ $5^h\ 36^m\ 39.9^s$
		Z	190	0.3	1.0	$e\bar{P}$ $5^h\ 36^m\ 42.7^s$, $e\bar{S}$ $5^h\ 37^m\ 6.3^s$
		N	240	—	1.0	$e\bar{P}$ $5^h\ 36^m\ 52.0^s$, $e\bar{S}$ $5^h\ 37^m\ 22.6^s$
		B	243	—	1.0	$e\bar{P}$? $5^h\ 36^m\ 52.1$, $e\bar{S}$ $5^h\ 37^m\ 23.1^s$
						Nach diesen Stationen Herd Valle Camonica, nördl. von Brescia (Italien).
11	März 8.	Z	—	0.3	1.0	$e\bar{S}$ $9^h\ 02^m\ 28.1^s$
12	„ 8.	Ch	—	—	1.0	e $23^h\ 15^m\ 28.0^s$
13	„ 9.	N	—	—	1.0	$e\bar{P}$ $21^h\ 44^m\ 54.1^s$
14	„ 12.	Z	46	0.3	0.5	$e\bar{P}$ $7^h\ 36^m\ 30.1^s$, $i\bar{S}$ $7^h\ 36^m\ 37.5^s$
		N	—	—	0.5	$e\bar{S}$ $7^h\ 37^m\ 10.7^s$
15	„ 12.	Z	—	0.1	0.3	$i\bar{S}$ $22^h\ 14^m\ 43.6^s$ in Meßstetten Deutschland verspürt.
16	„ 13.	Ch	—	—	0.5	$e\bar{P}$ $23^h\ 40^m\ 32.6^s$ in Zürich schwache Spuren.

Tabelle II (Fortsetzung).

Nr.	Datum	Station	Epizentral-entfernung nach S-P	Max. Amplitude	Ungefähre Dauer der Registr.	Phasen, Bemerkungen
	1934		km	μ	Min.	
17	März 17.	Z	103	2.0	0.5	ePb $2^h\ 9^m\ 25.0^s$, eS $2^h\ 9^m\ 38.3^s$
		B	140	—	—	ePb? $2^h\ 9^m\ 28.5^s$, eS $2^h\ 9^m\ 46.5^s$
						eS $2^h\ 10^m\ 4.9^s$
						Nach Stuttgart Herd Hierlingen, schwäb. Alb.
18	„ 23.	Ch	103	—	3.0	iP $1^h\ 47^m\ 00.9^s$, iS $1^h\ 47^m\ 14.0^s$
		Z	200	9.0	3.0	ePn $1^h\ 47^m\ 12.9^s$, ePb $1^h\ 47^m\ 15.9^s$, eS $1^h\ 47^m\ 41.0^s$
		B	275	—	3.0	ePn $1^h\ 47^m\ 20.3^s$, eS $1^h\ 47^m\ 59.3^s$
		N	273	—	3.0	ePn $1^h\ 47^m\ 20.4^s$, ePb $1^h\ 47^m\ 27.0^s$, eS $1^h\ 47^m\ 59.0^s$
						Herd Valle Camonica, nördl. von Brescia, Italien (vergl. Tab. I, Nr. 3).
19	„ 23.	Ch	120	—	1.0	ePb $3^h\ 18^m\ 31.6^s$, eS Min.-Lücke $18^m\ 47.0^s$
		Z	—	0.2	0.5	eS $3^h\ 19^m\ 12.6^s$
		N	—	—	0.5	eS $3^h\ 19^m\ 26.4^s$
20	„ 24.	Z	106	2.0	1.0	ePb $2^h\ 48^m\ 12.4^s$, eS $2^h\ 48^m\ 26.0^s$
		B	140	—	1.0	ePb $2^h\ 48^m\ 18.7^s$, eS $2^h\ 48^m\ 36.6^s$
		N	200	—	1.0	ePb $2^h\ 48^m\ 31.2^s$, eS $2^h\ 48^m\ 56.6^s$
						Nach Stuttgart Herd in der Gegend von Gammeringen, Hohenzollern Deutschland.
21	„ 25.	Ch	110	—	1.0	iP $1^h\ 25^m\ 10.4^s$, iS $1^h\ 25^m\ 24.3^s$
		Z	190	0.5	1.0	ePb? $1^h\ 25^m\ 27.5^s$, eS $1^h\ 25^m\ 51.5^s$
		B	240	—	—	ePb $1^h\ 25^m\ 39.7^s$, eS $1^h\ 26^m\ 9.5^s$
						Nach diesen Stationen Herd im Adamello-Gebiet, Italien.
22	„ 28.	Z	275	6.0	2.0	ePn $12^h\ 49^m\ 42.7^s$, eS $12^h\ 50^m\ 17.2^s$
		N	295	—	2.0	ePn $12^h\ 49^m\ 44.9^s$, eS $12^h\ 50^m\ 22.0^s$
		B	—	—	2.0	eP? $12^h\ 49^m$ — eS $12^h\ 50^m\ 27.3^s$
						Stoß der Stärke IV in der Provinz Lucca (Italien). Distanz von Zürich 410 km.
23	April 3.	Z	160	0.5	1.0	ePb $22^h\ 18^m\ 00.4^s$, eS $22^h\ 18^m\ 20.7^s$
24	„ 4.	N	—	—	1.0	e $4^h\ 41^m\ 08.1^s$
25	„ 11.	Ch	190	—	2.0	ePb $19^h\ 00^m\ 06.5^s$, eS $19^h\ 00^m\ 31.0^s$
		Z	200	0.5	2.0	ePb $19^h\ 00^m\ 17.5^s$, eS $19^h\ 00^m\ 42.9^s$
		N	250	—	2.0	ePb $19^h\ 00^m\ 19.3^s$, eS $19^h\ 00^m\ 54.0^s$
		B	290	—	2.0	ePb $19^h\ 00^m\ 25.9^s$, eS $19^h\ 01^m\ 2.4^s$
						Herd Po-Ebene, Gegend von Novara, dort wahrgenommen.
26	„ 23.	Z	—	0.2	0.5	e $7^h\ 8^m\ 13.0^s$, verspürt in Mosogno b. Locarno mit Intensität IV (vergl. Tab. I Nr. 4).
27	Mai 4.	Ch	260	—	3.0	ePb $13^h\ 56^m\ 47.0^s$, eS $13^h\ 57^m\ 20.2^s$
		Z	330	13.0	3.0	ePn $13^h\ 56^m\ 56.8^s$, ePb $13^h\ 57^m\ 5.4^s$, eS $13^h\ 57^m\ 46.4^s$
		B	410	—	4.0	ePn $13^h\ 57^m\ 5.7^s$, ePb $13^h\ 57^m\ 21.5^s$, eS $13^h\ 58^m\ 8.7^s$
		N	390	—	5.0	ePn $13^h\ 57^m\ 9.8^s$, ePb $13^h\ 57^m\ 23.0^s$, eS $13^h\ 58^m\ 19.3^s$
						Herd Karnische Alpen, in Tolmezzo verspürt mit Intensität V.
28	„ 7.	Ch	52	—	0.5	eP $11^h\ 33^m\ 58.1^s$, eS? $11^h\ 34^m\ 49.0^s$, Min.-Lücke
		Z	—	0.5	0.5	e $11^h\ 34^m\ 17.0^s$
		B	—	—	0.5	ePb $11^h\ 34^m\ 26.7^s$
		N	—	—	—	eP $11^h\ 34^m\ 26.8^s$, e $11^h\ 34^m\ 52^s$
						Gespürt in Lichtenstein (vergl. Tab. I, Nr. 5).
29	„ 11.	N	—	—	3.0	ePb $12^h\ 07^m\ 6.8^s$
30	„ 11.	N	—	—	2.0	eP $20^h\ 57^m\ 52.5$
		B	—	—	—	ePn $20^h\ 58^m\ 51.0^s$
		Z	—	3.0	3.0	e $20^h\ 59^m\ 4.2^s$
		Ch	—	—	—	Herd Rhonetal, südl. von Montélimar, in der Gegend von Donzère (Frankreich). Distanz von Neuchâtel zirka 360 km, von Basel 420 km.

Tabelle II (Fortsetzung).

Nr.	Datum	Station	Epizentralentfernung nach S–f	Max. Amplitude	Ungefähre Dauer der Registr.	Phasen, Bemerkungen
	1934		km	μ	Min.	
31	Mai 11.	N	360	—	5.0	ePn $21^h\ 5^m\ 9.9^s$, e $21^h\ 5^m\ 23.0^s$, eS̄ $21^h\ 6^m\ 3.0^s$
		B	410	—	5.0	ePn $21^h\ 5^m\ 25.6^s$, eS̄ $21^h\ 6^m\ 26.6^s$ } Nachstoss zu Nr. 30.
		Z	—	3.0	4.0	ePn $21^h\ 5^m\ 35.6^s$
		Ch	—	—	4.0	ePn $21^h\ 5^m\ 37.1^s$
32	„ 11.	N	—	—	2.0	ePn $21^h\ 42^m\ 05.4^s$ } Nachstoss zu Nr. 30.
		B	—	—	2.0	e $21^h\ 42^m\ 56.0^s$
33	„ 11.	N	—	—	2.0	ePn $21^h\ 55^m\ 46.0^s$ Nachstoss zu Nr. 30.
34	„ 10.	N	—	—	3.0	ePn $0^h\ 8^m\ 16.6^s$
		B	—	—	—.	e $0^h\ 9^m\ 18.0^s$ } Nachstoss zu Nr. 30.
		Z	—	0.5	1.0	e $0^h\ 9^m\ 27.0^s$
35	„ 12.	N	—	—	3.0	ePn $2^h\ 24^m\ 35.3^s$
		B	—	—	2.0	e $2^h\ 25^m\ 31.0^s$ } Nachstoss zu Nr. 30.
		Z	—	0.5	2.0	e $2^h\ 25^m\ 42.6^s$
36	„ 12.	N	320	—	4.0	ePn $7^h\ 22^m\ 9.8^s$, i $7^h\ 25^m\ 15.0^s$, eS̄ $7^h\ 22^m\ 57.0^s$
		B	375	—	—	ePn $7^h\ 22^m\ 27.2^s$, eS̄ $7^h\ 23^m\ 22.8^s$ } Nachstoss zu Nr. 30.
		Z	—	3.0	2.0	ePn $7^h\ 22^m\ 30.1^s$
		Ch	—	—	2.0	ePn $7^h\ 22^m\ 37.9^s$
37	„ 16.	N	360	—	5.0	ePn $2^h\ 52^m\ 57.9^s$, i $2^h\ 53^m\ 0.9^s$, eS̄ $2^h\ 53^m\ 52.0^s$
		B	460	—	5.0	ePn $2^h\ 53^m\ 17.0^s$, eSn $2^h\ 54^m\ 11.0^s$ } Nachstoss zu Nr. 30.
		Ch	—	—	5.0	ePn $2^h\ 53^m\ 21.2^s$
		Z	—	5.5	5.0	ePn $2^h\ 53^m\ 23.6^s$
38	„ 28.	Ch	280	—	3.0	ePn $21^h\ 10^m\ 07.6^s$, eSn $21^h\ 10^m\ 43.0^s$, eS̄ $21^h\ 10^m\ 50.0^s$
		Z	—	2.0	2.0	ePn? $21^h\ 10^m\ 19.1^s$ } Stoss der Stärke V, in der Romagna (Italien).
		B	—	—	—	ePn? $21^h\ 10^m\ 26.7^s$
39	Juni 8.	Ch	235	—	6.0	ePn $3^h\ 17^m\ 42.0^s$, iP̄ $3^h\ 17^m\ 47.2^s$, iS̄ $3^h\ 18^m\ 13.0^s$ nach P̄–Pn Distanz 290 km
		Z	292	25.0	6.0	ePn $3^h\ 17^m\ 51.4^s$, iP̄ $3^h\ 17^m\ 58.4^s$, iS̄ $3^h\ 18^m\ 33.5^s$ „ „ 320 „
		B	315	—	10.0	ePn $3^h\ 18^m\ 00.7^s$, eS̄ $3^h\ 19^m\ 46.4^s$
		N	430	—	10.0	ePn $3^h\ 18^m\ 00.7^s$, S̄ $3^h\ 19^m\ 10.0^s$
						Nach diesen Stationen Herd östl. von Belluno, Italien, in Belluno verspürt mit Intensität V, im Friaul IV.
40	„ 13.	Ch	230	—	5.0	eP̄ $9^h\ 07^m\ 06.2^s$, eS̄ $9^h\ 07^m\ 35.0^s$
		Z	310	55.0	5.0	eP̄ $9^h\ 07^m\ 12.3^s$, eS̄ $9^h\ 07^m\ 51.0^s$
		N	280	—	8.0	eP̄ $9^h\ 07^m\ 16.4^s$, eS̄ $9^h\ 07^m\ 52.0^s$, Azimut 145°
		B	350	—	8.0	eP̄ $9^h\ 07^m\ 18.6^s$, eS̄ $9^h\ 08^m\ 1.4^s$
						Herd in der Provinz Parma, Italien, nach Rom dort mit Intensität VI wahrgenommen.
41	„ 17.	Ch	94	—	2.0	eP̄ $17^h\ 07^m\ 14.1^s$, eS̄ $17^h\ 07^m\ 26.0^s$
		Z	135	9.0	2.0	eP̄ $17^h\ 07^m\ 26.4^s$, eS̄ $17^h\ 07^m\ 43.6^s$
		B	200	—	3.0	eP̄ $17^h\ 07^m\ 37.0^s$, Min.-Lücke, eS̄ $17^h\ 08^m\ 4.5^s$
						Nach diesen Stationen Herd oberes Lechtal, Oesterreich.
42	„ 30.	Ch	56	—	1.0	eP̄ $12^h\ 12^m\ 40.0^s$, iS̄ $12^h\ 12^m\ 47.7^s$ } Engadin.
		Z	140	2.0	1.0	eP̄ $12^h\ 12^m\ 56.6^s$, iS̄ $12^h\ 13^m\ 14.6^s$
43	Juli 1.	B	146	—	2.0	eP̄ $18^h\ 18^m\ 8.5^s$, eS̄ $18^h\ 18^m\ 27.0^s$
		Z	192	7.0	2.0	eP̄ $18^h\ 18^m\ 11.8^s$, eS̄ $18^h\ 18^m\ 30.0^s$
		N	212	—	3.0	eP̄ $18^h\ 18^m\ 20.3^s$, eS̄ $18^h\ 18^m\ 47.0^s$
		Ch	—	—	2.0	eP̄ $18^h\ 18^m\ 26.2^s$, e $18^h\ 18^m\ 45.0^s$
						Herd bei Rastatt, Rheintal.
44	„ 2.	Z	146	1.0	0.5	eP̄ $10^h\ 46^m\ 38.0^s$, eS̄ $10^h\ 46^m\ 56.8^s$, Nachstoss zu Nr. 41.

Tabelle II (Fortsetzung)

Nr.	Datum 1934	Station	Epizentral-Entfernung nach S-P km	Max. Amplitude μ	Ungefähre Dauer der Registr. Min.	Phasen. Bemerkungen
45	Juli 9.	B	64	—	2.0	$e\bar{P}$ $2^h\ 1^m\ 1.3^s$, $e\bar{S}$ $2^h\ 1^m\ 9.9^s$
		Z	100	3.0	2.0	$e\bar{P}$ $2^h\ 1^m\ 8.1^s$, $e\bar{S}$ $2^h\ 1^m\ 20.6^s$
		N	214	—	2.0	$e\bar{P}$ $2^h\ 1^m\ 14.1^s$, $e\bar{S}$ $2^h\ 1^m\ 41.0^s$?
		Ch	200	—	1.0	$e\bar{P}$ $2^h\ 1^m\ 23.0^s$, $e\bar{S}$ $2^h\ 1^m\ 48.0^s$
						Nach diesen Stationen Herd im Gebiet östl. des Kaiserstuhls, Rheintal. (Distanz von Straßburg und Stuttgart 51 bezw. 120 km.)
46	„ 9.	B	62	—	2.0	$e\bar{P}$ $3^h\ 34^m\ 47.9^s$, $e\bar{S}$ $3^h\ 34^m\ 56.7^s$
		Z	105	3.0	2.0	$e\bar{P}$ $3^h\ 34^m\ 54.3^s$ $e\bar{S}$ $3^h\ 35^m\ 7.4^s$
		N	130	—	2.0	$e\bar{P}$ $3^h\ 35^m\ 00.2^s$, $e\bar{S}$ $3^h\ 35^m\ 17.0^s$
		Ch	185	—	2.0	$e\bar{P}$ $3^h\ 35^m\ 8.9^s$, $e\bar{S}$ $3^h\ 35^m\ 32.0^s$
						Nachstoss zu Nr. 44.
47	Aug. 9.	B	90	—	1.0	$e\bar{P}$ $22^h\ 56^m\ 50.1^s$, $e\bar{S}$ $22^h\ 57^m\ 00.0^s$
		Z	105	—	1.0	$e\bar{P}$ $22^h\ 56^m\ 56.9^s$, $e\bar{S}$ $22^h\ 57^m\ 10.5^s$
						Herd südl. von Strasbourg, Gegend von Erstein, dort verspürt.
48	„ 18.	B	368	—	3.0	ePn $1^h\ 23^m\ 36.9^s$, $e\bar{S}$ $1^h\ 24^m\ 32.0^s$, i $1^h\ 23^m\ 45.0^s$
49	„ 25.	Z	310	—	3.0	ePn $19^h\ 43^m\ 34.7^s$, eSn? $19^h\ 44^m\ 12.6^s$
		N	385	—	4.0	ePn $19^h\ 43^m\ 38.5^s$, eSn $19^h\ 44^m\ 25.0^s$
		B	400	—	4.0	ePn $19^h\ 43^m\ 40.8^s$, eSn $19^h\ 44^m\ 28.6^s$
						Nach Rom leichte Bauschäden in Pontremoli, Italien. (Distanz von Zürich 355 km.)
50	„ 31.	Z	—	1.5	4.0	iP $23^h\ 30^m\ 50.3^s$, e $23^h\ 31^m\ 54.8^s$
		B	—	—	5.0	eP $23^h\ 31^m\ 1.7^s$
		N	—	—	2.0	eP $23^h\ 31^m\ 5.0^s$, i $23^h\ 32^m\ 20.0^s$
						Nach Wien Herd in der Gegend von Grän, Ungarn.
51	Sept. 4.	Z	240	14.0	3.0	ePn $1^h\ 26^m\ 38.3^s$, e $1^h\ 27^m\ 7.3^s$, $e\bar{S}$ $1^h\ 27^m\ 11.5^s$
		B	315	—	3.0	ePn $1^h\ 26^m\ 47.3^s$, $e\bar{S}$ $1^h\ 27^m\ 32.8^s$
		N	335	—	5.0	ePn $1^h\ 26^m\ 53.0^s$, i_1 $1^h\ 26^m\ 57.0^s$, i_2 $1^h\ 27^m\ 32.0^s$, $i\bar{S}$ $1^h\ 27^m\ 42.0^s$
						Nach diesen Stationen Herd im Tirol, östl. von Insbruck, in Insbruck verspürt mit Intensität VI–VII (vergl. auch Tab. I. Nr. 7).
52	„ 7.	N	230	2.0	0.5	$e\bar{P}$ $2^h\ 49^m\ 11.3^s$, $e\bar{S}$ $2^h\ 49^m\ 14.2^s$, Azimut 200°
53	„ 8.	Z	315	6.5	3.0	ePn $18^h\ 4^m\ 08.1^s$, $e\bar{S}$ $18^h\ 04^m\ 54.1^s$
		B	420	—	3.0	ePn $18^h\ 4^m\ 14.0^s$, $e\bar{S}$ $18^h\ 05^m\ 18.5^s$
		N	—	—	3.0	ePn $18^h\ 4^m\ 21.8^s$, $e\bar{P}$ $18^h\ 04^m\ 30.0^s$. $e\bar{S}$? $18^h\ 05^m\ 08.0^s$
						Herd südl. Kalkalpen. nach Rom in Carnia verspürt.
54	„ 12.	N	60	—	1.0	$i\bar{P}$ $7^h\ 09^m\ 28.4^s$, $i\bar{S}$ $7^h\ 09^m\ 36.0^s$, Azimut 250°
		B	—	—	1.0	$e\bar{P}$? $7^h\ 09^m\ 52.9^s$
		Z	—	0.2	0.5	$\bar{S}$ $7^h\ 10^m\ 11.4^s$
						Nach den Daten der Station Neuchâtel Herd in der Gegend von Pontarlier, Frankreich.
55	„ 12.	B	85	—	1.5	$e\bar{P}$? $20^h\ 51^m\ 9.0^s$, Min.-Lücke, $e\bar{S}$ $20^h\ 51^m\ 20.3^s$
		Z	125	1.0	1.5	$e\bar{P}$ $20^h\ 51^m\ 15.0^s$, $e\bar{S}$ $20^h\ 51^m\ 30.2^s$
		N	150	—	1.0	$e\bar{P}$ $20^h\ 51^m\ 20.2^s$, $e\bar{S}$ $20^h\ 51^m\ 39.0^s$
						Nach diesen Stationen Rheintalgraben, westl. von Lahr, nach Strasbourg in Erstein mit Intensität V verspürt.
56	„ 18.	Z	420	2.5	5.0	ePn $9^h\ 37^m\ 59.2^s$, $e\bar{S}$ $9^h\ 39^m\ 3.2^s$
		B	400	—	3.0	ePn? $9^h\ 38^m\ 25.6^s$, $e\bar{S}$ $9^h\ 39^m\ 25.1^s$
						Stoss der Intensität IV in Modena.
57	„ 18.	B	—	—	0.3	ePn $13^h\ 20^m\ 45.5^s$
58	„ 18.	N	25	—	1.0	$e\bar{P}$ $13^h\ 20^m\ 17.3^s$, $i\bar{S}$ $13^h\ 20^m\ 20.5^s$. Azimut 225°
		Z	—	1.0	1.0	$e\bar{P}$ $13^h\ 20^m\ 56.2^s$

Tabelle II (Schluß).

Nr.	Datum	Station	Epizentralentfernung nach S–P	Max. Amplitude	Ungefähre Dauer der Registr.	Phasen, Bemerkungen
	1934		km	μ	Min.	
59	Sept. 24.	N	30	-	1.0	$e\bar{P}$ 18h 14m 48.7s, $i\bar{S}$ 18h 14m 52.4s, Azimut 10°
		B	58		1.0	$e\bar{P}$ 18h 14m 53.3s, $i\bar{S}$ 18h 15m 00.5s
		Z	100	3.0	1.0	$e\bar{P}$ 18h 15m 00.9s, $i\bar{S}$ 18h 15m 13.6s
						Herd bei Aarberg Kt. Bern (nicht verspürt).
60	Okt. 1.	Z	80	0.8	0.5	$i\bar{P}$ 3h 40m 38.8s, $i\bar{S}$ 3h 40m 49.4s
61	„ 9.	Z	-	0.3	1.0	eP 18h 50m 59.4s
62	Nov. 2.	Z	55	1.0	0.5	$i\bar{P}$ 19h 00m 17.6s, $i\bar{S}$ 19h 00m 24.6s, Azimut 120°
		B	136	-	1.0	$e\bar{P}$ 19h 00m 30.7s, $e\bar{S}$ 19h 00m 48.0s
		N	160	–	0.5	$e\bar{P}$ 19h 00m 44.8s, $e\bar{S}$ 19h 00m 55.4s
						Herd im Gebiet südl. des Walensee. Kt. Glarus (nicht verspürt).
63	„ 12.	B	-	—	4.0	e 1h 10m 28.3s
		N	-	—	4.0	e_1 1h 10m 41.1s, e_2 1h 12m 52.4s
		Z	–	3.0	4.0	e 1h 10m 59.6s
						Nach Strasbourg Herd in Bosnien, in Travnik verspürt.
64	„ 16.	S	20	—	1.0	$e\bar{P}$ 5h 23m 36.0s, $e\bar{S}$ 5h 23m 38.5s
		N	115	-	1.0	$e\bar{P}$ 5h 23m 49.3s, $i\bar{S}$ 5h 24m 5.0s
		Z	147	1.0	1.0	$e\bar{P}$ 5h 23m 56.4s, $e\bar{S}$ 5h 24m 17.1s
		B	152		1.0	$e\bar{P}$ 5h 23m 56.9s, $e\bar{S}$ 5h 24m 16.0s
						Herd zirka 10 km südl. von Lenk, Kt. Wallis (vergl. auch Tab. I, Nr. 9).
65	„ 20.	Z	136	1.0	1.0	$e\bar{P}$ 14h 55m 55.1s, $e\bar{S}$ 14h 56m 12.4s
		B	236		1.0	$e\bar{P}$ 14h 55m 58.1s, $e\bar{S}$ 18h 56m 28.6s
		N	191	—	1.0	$e\bar{P}$ 14h 56m 8.2s, e_1 14h 56m 9.9s, e_2 14h 56m 29.7s, eS? 14h 56m 32.7s
						Im Oberhalbstein, Graubünden verspürt (vergl. Tab. I, Nr. 10).
66	„ 21.	N	-	—	1.0	ePn 10h 26m 22.5s
		Z	-	2.0	1.0	ePn 10h 26m 26.9s
		B	300	—	1.0	ePn 10h 26m 28.9s, eS 10h 27m 12.0s
						Nach Rom in Lucca, Italien, mit Intensität IV verspürt.
67	„ 21.	Z	60	2.0	1.0	$e\bar{P}$? 21h 52m 48.5s, $e\bar{S}$ 22h 52m 54.9s
		B	80	-	1.0	$e\bar{P}$ 21h 52m 52.4s, eS 22h 53m 03.2s
						Nach Stuttgart Herd im Gebiet von Donaueschingen, verspürt in Oberbaldingen Lausheim.
68	„ 24.	Z		5.0	0.3	$e\bar{P}$ 17h 50m 21.4s, Min.-Lücke $i\bar{S}$ 17h 50m 24.0s
		B	60	-	1.0	$e\bar{P}$ 17h 50m 23.7s, $e\bar{S}$ 17h 50m 31.0s
		N	-	-	1.0	$e\bar{P}$ 17h 50m 36.8s, e_1 17h 50m 45.9s, e_2 17h 50m 49.4s
						Nach Stuttgart Herd bei Degernau, Wutachtal (Baden), verspürt in Bergalingen und Pfohren.
69	„ 25.	B	-	—	0.5	$e\bar{S}$ 9h 22m 35.8s
		Z	—	0.3	0.5	$e\bar{S}$ 9h 22m 49.2s
						Nach Stuttgart Herd in der Gegend von Baden-Baden. (Distanz von Strasbourg zirka 40 km.)
70	„ 27.	Z	30	3.0	1.0	$i\bar{P}$ 23h 57m 20.4s, $i\bar{S}$ 23h 57m 24.5s
		N	—	-	0.5	e 23h 57m 31.7s
						Herd in der Gegend von Wald, Kt. Zürich (vergl. Tab. I, Nr. 11).
71	„ 30.	S	480	—	30.0	ePn 03h 59m 30.1s, eSn 04h 00m 26.7s
		Z	546	19.0	30.0	ePn 03h 59m 30.8s, $e\bar{P}$ 03h 59m 47.8s, $e\bar{S}$ 5h 00m 57.0s, Azimut 130°
		B	-	—	30.0	ePn 03h 59m 39.3s, e 04h 00m 11.0s Azimut 120°
		N	540	—	30.0	ePn 03h 59m 39.6s, $e\bar{P}$ 03h 59m 55.0s, eSn 04h 00m 42.0s, $e\bar{S}$ 04h 00m 50.0s, Azimut 120°
						Einem Fernbeben überlagert. Herd in der Adria zirka 44° N 13° E, nach Triest 44.2° N 13.3° E. Verspürt wurde der Stoss bis Belgrad, Agram, Laibach und Bad Reichenhall Deutschland, in der Schweiz in Locarno (vergl. Tab. I, Nr. 12).

Tabelle III. In der Schweiz 1934 registrierte Fernbeben.

Mittlere Zeit Greenwich.

Nr.	Datum	Station	Epizentral-entfernung nach S P	Ungefähre Dauer der Registr.	Phasen, Bemerkungen (Wo nichts weiteres bemerkt ist, beziehen sich die Ablesungen auf die Apparate Quervain-Piccard.)
	1934		km	Std.	
1	Januar 1.	N	1190	0.5	ePn $4^h\ 56^m\ 26.^s6$, eS? $4^h\ 58^m\ 33.0^s$
		Z	1100	0.5	ePn $4^h\ 56^m\ 44.9^s$, eSn $4^h\ 58^m\ 37.5^s$
		B	1170	0.5	ePn $4^h\ 56^m\ 58.8^s$, eS $4^h\ 59^m\ 03.5^s$
					Nach Toledo Herd Cabo de Higuer, an der frenz. Küste bis Biaritz und in den spanischen Provinzen Guipuzcoa, Vizcapa und Navarra mit Inteqsität IV–V verspürt.
2	„ 2.	Ch	—	0.1	eP $21^h\ 03^m\ 19\ 0^s$
		Z	—	0.1	eP $21^h\ 03^m\ 19.3^s$
		N	—	0.1	eP $21^h\ 03^m\ 33.1^s$
3	„ 3.	Z	8000	0.5	eP $9^h\ 53^m\ 48.8^s$, epP $9^h\ 54^m\ 40.0^s$, eS $10^h\ 3^m\ 10.2^s$, Azimut 17°
		B	—	0.7	eP $9^h\ 53^m\ 49.1^s$
		Ch	7950	0.7	eP $9^h\ 53^m\ 50.6^s$, eS $10^h\ 03^m\ 07.0^s$
		N	8000	0.7	eP $9^h\ 53^m\ 52.6^s$, i $9^h\ 53^m\ 53.0^s$, eS $10^h\ 03^m\ 13.0^s$, Azimut 0°
					Herd nach diesen Stationen zirka 56° N, 152 E, nach Kobe 53.7° N, 156.7° E, nach J. S. A. 53.6° N, 157.3° E, schwache Oberflächenwellen.
4	„ 15.	Ch	6700	1.0	eP $8^h\ 53^m\ 40.0^s$, eS $9^h\ 02^m\ 02.0^s$
		Z	7000	1.0	eP $8^h\ 53^m\ 43.6^s$, eS $9^h\ 02^m\ 19.8^s$
		N	6890	1.0	eP $8^h\ 53^m\ 51.4^s$, eS $9^h\ 02^m\ 22.0^s$
		B	7090	2.0	eP $8^h\ 53^m\ 54.5^s$, eS $9^h\ 02^m\ 28.5^s$
					Herd nach Strasbourg 27.5° N, 86.5° E. nach Kew 26.8° N, 86.3° E. Hauptzerstörungszone im Gangestal nördl. von Patna zwischen Sitamarhi und Purnea (nach Nasu, Bulletin of the Earthquake Research Institute XIII 2), von 6 Kantonsschüllern in Schaffhausen wurde um $9^h\ 40^m$ während 5 Minuten ein deutliches Vibrieren wahrgenommen, möglicherweise eine durch das Beben ausgelöste Resonnanzerscheinung.
5	„ 17.	Ch	—	0.1	eP $8^h\ 28^m\ 21.3^s$
		Z	—	0.2	eP $8^h\ 28^m\ 27.0^s$
		N	—	0.1	eP $8^h\ 28^m\ 36.8^s$
6	„ 18.	Ch	—	0.2	eP $3^h\ 39^m\ 54.5^s$, e $3^h\ 14^m\ 17.0^s$
		N	—	0.1	eP $3^h\ 39^m\ 54.8^s$, e $3^h\ 40^m\ 19.0^s$
		Z	—	0.1	eP? $3^h\ 40^m$
7	„ 20.	N	—	0.5	eP $18^h\ 07^m\ 07.1^s$
8	„ 28.	N		0.2	eP $10^h\ 12^m\ 31.0^s$
		B	—	0.2	eP $10^h\ 12^m\ 32.6^s$
		Z	—	0.2	eP $10^h\ 12^m\ 39.4^s$
		Ch	—	0.2	eP $10^h\ 12^m\ 48.7^s$
9	„ 28.	Z	—	1.0	eP? $19^h\ 22^m\ 18.1^s$
		N	9700	1.0	eP $19^h\ 22^m\ 57.2^s$, eS $19^h\ 33^m\ 38.0^s$
		B	—	1.0	eP $19^h\ 22^m\ 59.0^s$
		Ch	9550	1.0	eP $19^h\ 22^m\ 59.3^s$, eS $19^h\ 33^m\ 31.0^s$
					Nach J. S. A. Herd 16.8° N, 99.6° W. Zerstörungen in Acapulco (Distanz von Zürich zirka 9900 km).
10	„ 31.	N	—	0.1	eP $10^h\ 26^m\ 17.3^s$, Herd nach Apia zirka 14° S. 173° W.
		Ch	—	0.1	eP $10^h\ 26^m\ 17.9^s$
		Z	—	0.2	eP $10^h\ 26^m\ 18.5^s$
		B	—	0.2	eP $10^h\ 26^m\ 21.1^s$
11	Februar 3.	Ch	—	0.1	eP $20^h\ 01^m\ 55.6^s$
		Z	1290	0.1	eP $20^h\ 02^m\ 2.1^s$, eS $20^h\ 04^m\ 19.5^s$
		B	—	0.1	eP $20^h\ 02^m\ 11.3^s$
		N	1550	0.1	eP $20^h\ 02^m\ 15\ 9^s$, eS 20h $04^m\ 58.0^s$
					Nach Zeitungsberichten Herd in Rumänien.
12	„ 3.	Z	—	0.5	eP $14^h\ 52^m\ 13.4^s$
		Ch	—	0.5	eP $14^h\ 52^m\ 13.8^s$
		B	—	0.5	eP $14^h\ 52^m\ 15\ 7^s$
		N	—	0.5	eP $14^h\ 52^m\ 15.8^s$
					Nach Kobe Herd Neu-Guinea.

Bemerkung: Die Buchstaben J. S. A. bezw. U. S. C. G. S. sind gebräuchliche Abkürzungen für Jesuit Seismological Association bezw. United States Coast and Geodetic Survey.

Tabelle III (Fortsetzung).

Nr.	Datum	Station	Epizentral-entfernung nach S-P	Ungefähre Dauer der Registr.	Phasen, Bemerkungen
	1934		km	Std.	
13	Februar 4.	Ch		0.2	eP $9^h\ 37^m\ 36.6^s$
		Z	1130	0.2	eP $9^h\ 37^m\ 47.5^s$, eS $9^h\ 39^m\ 48.5^s$
		B	1150	0.2	eP $9^h\ 37^m\ 53.1^s$, eS $9^h\ 40^m\ 3.1^s$
		N	1060	0.2	eP $9^h\ 37^m\ 51.0^s$, eS $9^h\ 39^m\ 48.0^s$
					Herd zirka 41° N, 19° E, verspürt in Durazzo und Tirana, Albanien.
14	„ 4.	Ch	3820	0.5	eP $13^h\ 31^m\ 18.1^s$, eS $13^h\ 39^m\ 54.9^s$
		Z	4000	0.5	eP $13^h\ 31^m\ 21.2^s$, eS $13^h\ 40^m\ 6.5^s$, Azimut 90°
		B	4050		eP $13^h\ 31^m\ 29.2^s$, eS $13^h\ 40^m\ 19.2^s$
		N	3900	0.7	eP $13^h\ 31^m\ 33.2^s$, eS $13^h\ 40^m\ 14.0^s$
					Nach diesen Stationen Herd zirka 35° N, 53° E, Persien. Strasbourg gibt 35° N, 54° E.
15	„ 9.	B		0.1	eP $22^h\ 51^m\ 10.4^s$
		Ch		0.1	eP $22^h\ 51^m\ 37.3^s$, e $22^h\ 51^m\ 41.5^s$, i $22^h\ 51^m\ 58.2^s$
		N		0.1	eP $22^h\ 51^m\ 38.4^s$
		Z		0.1	eP $22^h\ 51^m\ 43.7^s$
16	„ 12.	B		0.3	eP $9^h\ 26^m\ 04.5^s$
17	„ 13.	N		0.2	eP $9^h\ 57^m\ 18.4^s$, e $10^h\ 02^m\ 05.0^s$
		Z		0.2	eP $9^h\ 57^m\ 24.7^s$
					Stuttgart gibt als vermutliche Epizentrale Gegend von Grönland?
18	„ 14.	Ch		1.3	iP $4^h\ 12^m\ 39.2^s$, iPP $4^h\ 16^m\ 15.4^s$, eS? $4^h\ 22^m\ 42.0^s$
		Z	9450	1.3	eP $4^h\ 12^m\ 39.2^s$, ePP $4^h\ 16^m\ 11.0^s$, eS? $4^h\ 23^m\ 9.0^s$, Azimut 45°
		B	9450	1.3	eP $4^h\ 12^m\ 42.6^s$, ePP $4^h\ 16^m\ 22.0^s$, eS? $4^h\ 23^m\ 14.6^s$
		N	9500	1.3	eP $4^h\ 12^m\ 44.4^s$, ePP $4^h\ 16^m\ 26.0^s$, eS? $4^h\ 23^m\ 16.0^s$
					Nach Manila Herd 18° N, 119.5° E, (Distanz von Zürich zirka 9900 km) gespürt auf Formosa.
19	„ 21.	Ch		0.1	eP $0^h\ 43^m\ 56.6^s$
		Z		0.1	eP $0^h\ 44^m\ 4.2^s$
		N		0.1	eP $0^h\ 44^m\ 9.6^s$
		B		0.1	eP $0^h\ 44^m\ 12.1^s$
					Oestliches Mittelmeer oder Kleinasien?
20	„ 21.	B		0.6	eP $00^h\ 56^m\ 33.3^s$
21	„ 21.	Ch	1770	0.2	eP $11^h\ 40^m\ 59.9^s$, eS $11^h\ 44^m\ 1.5^s$
		Z		0.3	eP $11^h\ 41^m\ 9.1^s$, Azimut 135°
		N		0.3	eP $11^h\ 41^m\ 13.7^s$
		B		0.3	eP $11^h\ 41^m\ 15.8^s$
22	„ 22.	Ch		0.4	eP $8^h\ 12^m\ 55.1^s$
		Z		0.4	eP $8^h\ 13^m\ 4.7^s$
		B		0.4	eP $8^h\ 13^m\ 11.3^s$
		N		0.4	eP $8^h\ 13^m\ 14.4^s$
23	„ 23.	Ch	2600	0.1	eP $5^h\ 32^m\ 26.6^s$, eS $5^h\ 36^m\ 39.9^s$
		Z	2100	0.1	eP $5^h\ 32^m\ 47.1^s$, eS $5^h\ 36^m\ 20.4^s$
		N	2220	0.1	eP $5^h\ 32^m\ 52.5^s$, eS $5^h\ 36^m\ 34.0^s$
		B		—	eP $5^h\ 32^m\ 34.6^s$
24	„ 24.	Z		1.5	eP? $06^h\ 37^m\ 20.0^s$, ePP $06^h\ 41^m\ 29.9^s$
		B		1.5	eP? $06^h\ 37^m\ 27.1^s$, ePP $06^h\ 41^m\ 34.6^s$
		N		1.5	eP $06^h\ 37^m\ 28.7^s$, ePP $06^h\ 41^m\ 37.0^s$
		Ch		1.5	e $06^h\ 40^m\ 10.4^s$, ePP $06^h\ 41^m\ 25.2^s$, e $06^h\ 47^m\ 49.4^s$
					Nach J. S. A. Herd 15.3° N, 146.2° E, nach Hukuoka 24.5° N, 143° E (Distanz von Zürich zirka 11000 km).
25	„ 28.	N		1.0	eP $14^h\ 41^m\ 2.6^s$
		Z		1.0	eP $14^h\ 41^m\ 7.1^s$
		Ch		1.0	eP $14^h\ 41^m\ 8.0^s$
		B	—	1.0	eP $14^h\ 41^m$
					Herd nach Stuttgart 9.5° S, 150° E, nach Manila 4° S, 153° E.

Tabelle III (Fortsetzung).

Nr.	Datum	Station	Epizentralentfernung nach S-P	Ungefähre Dauer der Registr.	Phasen. Bemerkungen
	1934		km	Std.	
26	März 1.	Ch	—	0.5	eP $22^h\ 03^m\ 27.5^s$, e $22^h\ 03^m\ 56.2^s$
		N	—	0.7	e $22^h\ 03^m\ 50.1^s$
		Z	—	0.5	e_1 $22^h\ 03^m\ 56.2^s$, e_2 $22^h\ 04^m\ 33.4^s$
		B	—	—	eP? $22^h\ 4^m\ 43.0^s$
					Gespürt in Valdivia, Chile, Herd nach J. S. A. 39.7° S, 72.5° W.
27	„ 4.	Z	—	0.1	i $6^h\ 14^m\ 41.8^s$
		Ch	—	0.1	i $6^h\ 14^m\ 41.9^s$
		N	-	0.1	i $6^h\ 14^m\ 42.6^s$
		B	—	0.1	e $6^h\ 14^m$ Streifenwechsel
					Keine Oberflächenwellen, Herd nach Manila Neue-Hebriden (Distanz von Zürich 16000 km).
28	„ 4.	N	—	0.1	eP $11^h\ 29^h\ 13.8^s$
29	„ 5.	B	—	2.0	e $12^h\ 06^m\ 15.9^s$
		N	—	2.0	e $12^h\ 06^m\ 20.8^s$
		Ch	—	2.0	e $12^h\ 06^m\ 34.5^s$
		Z	—	2.0	e $12^h\ 06^m\ 35.0^s$
					Herd nach Wellington 41.0° S, 176.5° E (Distanz von Zürich zirka 18900 km), auf der nördl. Insel von New-Zealand mit Intensität VIII F. R. verspürt.
30	„ 8.	Ch	1970	0.2	eP $3^h\ 01^m\ 06.4^s$, eS $3^h\ 04^m\ 26.0^s$
		Z	2180	0.2	eP $3^h\ 01^m\ 15.3$, eS $3^h\ 04^m\ 53.9^s$, Azimut 135°
		B	2160	0.2	eP $3^h\ 01^m\ 21\ 6^s$, eS $3^h\ 04^m\ 59.6^s$
		N	2100	0.2	eP $3^h\ 01^m\ 22.3^s$, eS $3^h\ 04^m\ 54.0^s$
					Herd in der Gegend von Kreta.
31	„ 11.	Z	—	0.1	eP $5^h\ 26^m\ 55.2^s$
32	„ 12.	N	—	0.7	eP $15^h\ 17^m\ 30.3^s$
		B	—	0.7	eP $15^h\ 17^m\ 32.0^s$?
		Z	—	0.8	eP $15^h\ 17^m\ 33.1^s$
					Nach J. S. A. Herd 41.7° N, 113° W, in Utah U. S. A. zerstörend.
33	„ 13.	N	—	1.0	e $13^h\ 31^m\ 24.4^s$
		Z	—	1.0	e $13^h\ 34^m\ 15.8^s$
					Nach Stuttgart Herd Neue-Hebriden.
34	„ 18.	Z	—	0.2	eP $4^h\ 45^m\ 15.1^s$
		B	—	0.2	eP $4^h\ 45^m\ 15.3^s$
		Ch	—	0.2	eP $4^h\ 45^m\ 16.0^s$
		N	—	0.2	eP $4^h\ 45^m\ 18.7^s$
					Nach J. S. A. Herd 50° N, 158° E, Kurilen.
35	„ 24.	B	—	2.0	eP' $12^h\ 23^m\ 46.6^s$, ePP $12^h\ 26^m\ 39\ 1^s$
		Z	—	2.0	eP' $12^h\ 23^m\ 48.7^s$, ePP $12^h\ 26^m\ 36.0^s$
		Ch	—	2.0	eP' $12^h\ 23^m\ 51.4^s$, ePP? $12^h\ 27^m\ 26.0^s$
		N	—	2.0	eP' $12^h\ 24^m\ 45.0^s$, ePP $12^h\ 26^m\ 36.0^s$
					Nach Wellington Herd zirka 12° S, 162° E (Distanz von Zürich 15500 km).
36	„ 29.	Ch	—	0.2	eP $20^h\ 9^m\ 33.5^s$
		Z	1530	0.2	eP $20^h\ 9^m\ 41.5^s$, eS $20^h\ 12^m\ 21.1^s$
		B	1610	0.2	eP $20^h\ 9^m\ 50.0^s$, eS $20^h\ 12^m\ 37.0^s$
		N	—	0.2	eP $20^h\ 9^m\ 56.7^s$
					Nach Strasbourg Herd 46° N, 27° E. Zerstörungen in Galatz, Rumänien.
37	April 11.	Ch	—	0.1	e $21^h\ 31^m\ 25.4^s$
		Z	—	0.1	e $21^h\ 31^m\ 25.5^s$, i $21^h\ 31^m\ 28.2^s$
		B	—	0.1	e $21^h\ 31^m\ 25.9^s$
		N	—	0.1	e $21^h\ 31^m\ 38.0^s$, e $21^h\ 31^m\ 43.0^s$
					Nach Manila Tiefherdbeben im Gebiet der Neuen-Hebriden.
38	„ 15.	B	—	1.0	eP $22^h\ 29^m\ 16.0^s$
		N	—	1.0	eP $22^h\ 29^m\ 18.1^s$, ePP $22^h\ 33^m\ 58.0^s$, eSPS $22^h\ 40^m\ 05^s$
		Z	—	1.0	Keine Zeitmarken
					Nach Manila Herd 6° N, 127° E, auf Mindanao wahrgenommen.

Tabelle III (Fortsetzung).

Nr.	Datum	Station	Epizentral-entfernung nach S-P	Ungefähre Dauer der Registr.	Phasen, Bemerkungen
	1934		km	Std.	
39	April 17.	N	—	0.1	eP 2h 42m 07.6s, Herd nach Stuttgart Nordatlantik.
40	„ 19.	B	—	0.1	eP 16h 25m 50.0s, Herd nach Köti 30.5° N, 140° E, Tiefherdbeben.
41	„ 26.	Z	—	0.2	eP' 21h 19m 51.2s
		N	—	0.2	eP'? 21h 19m 53.2s
		B	—	0.2	eP' 21h 19m 54.2s
					Nach Manila Herd Neue-Hebriden.
42	Mai 1.	Z	9000	0.3	eP 7h 17m 27.5s, eS 7h 27m 37.5s
		B	9000	0.3	eP 7h 17m 30.7s, eS 7h 27m 41.7s
		N	8900	0.3	eP 7h 17m 37.0s, eS 7h 27m 42.0s
					Nach diesen Stationen Herd Nicobar-Inseln, zirka 8° N, 94° E, keine Oberflächenwellen.
43	„ 3.	Ch	—	0.3	eP 0h 44m 34.0s, e 0h 48m 18s, eS 1h 02m 14.0s
44	„ 4.	B	7670	1.0	iP 4h 47m 13.9s, eS 4h 56m 23.9s
		Z	7670	1.0	iP 4h 47m 16.0s, eS 4h 56m 26.1s
		N	7670	1.0	iP 4h 47m 16.4s, eS 4h 56m 26.0s
		Ch	7700	1.0	iP 4h 47m 19.0s, eS 4h 56m 31.0s
					Nach diesen Stationen Herd zirka 62° N, 151° W, nach J.S.A. 61° N, 145° W, wahrgenommen in Fairbanks, Alaska.
45	„ 4.	N	—	0.1	eP 5h 15m 12.8s
		Z	—	0.1	eP 5h 15m 14.1s
46	„ 9.	Z	—	0.1	eP 16h 25m 50.8s
		B	—	0.1	eP 16h 25m 51.1s
		Ch	—	0.1	eP 16h 25m 52.6s
		N	—	0.1	eP 16h 25m 54.6s
					Nach Kobe Herd Meer von Ochotsk.
47	„ 12.	Ch	—	0.2	e 20h 39m 49.0s, eS 20h 49m 29.0s
48	„ 13.	Ch	—	0.4	e 9h 21m 10.0s
		N	—	0.4	e 9h 21m 12.3s
		B	—	0.4	e 9h 21m 30.2s
		Z	—	0.4	e 9h 22m 00s
					Nach U. S. C. G. S. Herd zirka 5° S, 154° E, Salomon-Inseln.
49	„ 14.	N	—	0.1	e 21h 53m 06.1s
		B	—	0.1	e 21h 54m 06.2s
50	„ 14.	B	8050	0.5	eP 22h 24m 20.7s, eS Min.-Lücke 22h 33m 45.7s
		Z	8050	0.6	eP 22h 24m 21.5s, eS 22h 33m 52.5s
		N	8000	0.5	eP 22h 24m 22.8s, eS 22h 33m 49.0s
		Ch	7660	0.5	eP 22h 24m 26.7s, eS 22h 33m 33.8s
					Nach diesen Stationen Herd 58° N, 155° W, nach J. S. A. 56.2° N, 150.7° W.
51	„ 19.	N	—	0.6	eP 1h 26m 14.0s, e 1h 31m 25.0s
		B	—	0.6	eP 1h 26m 22.0s
52	„ 19.	B	—	0.2	eP 19h 8m 32.5s
		Z	—	0.2	eP 19h 8m 36.2s
		N	—	0.2	eP 19h 8m 37.6s
		Ch	—	0.2	eP 19h 8m 46.0s
					Nach Stuttgart Herd 65° N, 5° E.
53	„ 19.	Z	—	0.1	eP 10h 59m 11.6s
		N	—	0.1	eP 11h 00m 04.1s
		B	—	0.1	eP 11h 00m 06.0s
					Nach J. S. A. Herd 13.3° N, 92° W.
54	„ 21.	B	—	0.2	eP 10h 12m 42.5s
		N	—	0.2	eP 10h 12m 45.7s
		Z	—	0.2	eP 10h 12m 46.8s
		Ch	—	0.2	eP 10h 12m 57.5s
					Nach Strasbourg Herd Jan-Majen.

Tabelle III (Fortsetzung).

Nr.	Datum	Station	Epizentral-entfernung nach S-P	Ungefähre Dauer der Registr.	Phasen, Bemerkungen
	1934		km	Std.	
55	Mai 22.	N	—	0.1	eP $11^h\ 11^m\ 22.4^s$
		B	—	0.1	eP $11^h\ 11^m\ 26.0^s$
		Ch	—	0.1	eP $11^h\ 11^m\ 30.6^s$
					Nach Strasbourg Herd St. Paul-Felsen, Atlantik; nach J. S. A. zirka 1.0° N, 30.7° W.
56	„ 27.	N	—	0.1	eP $8^h\ 52^m\ 55.9^s$, i $8^h\ 53^m\ 00.3^s$
57	„ 28.	Ch	—	0.1	eP $5^h\ 44^m\ 50.5^s$
		B	—	0.1	eP $5^h\ 44^m\ 50.7^s$
		N	—	0.1	eP $5^h\ 44^m\ 53.4^s$
58	„ 31.	Z	—	0.1	eP $13^h\ 26^m\ 22.7^s$ Nach Malaga Herd zirka 33.5° N, 6.0° W, Maroko.
59	Juni 2.	Ch	7335	0.5	eP $6^h\ 05^m\ 27.1^s$, eS $6^h\ 14^m\ 21.0^s$ Nach der Presse Herd in Bengalen (Indien).
60	„ 2.	B	2720	0.5	eP $13^h\ 47^m\ 44.3^s$, eS $13^h\ 52^m\ 07.0^s$
		N	2760	0.5	eP $13^h\ 47^m\ 47.6^s$, eS $13^h\ 52^m\ 12.0^s$
		Z	2770	0.5	eP $13^h\ 47^m\ 49.7^s$, eS $13^h\ 52^m\ 14.0^s$
		Ch	2770	0.5	eP $13^h\ 47^m\ 55.4^s$, eS $13^h\ 52^m\ 19.0^s$
					Nach diesen Stationen Herd 66° N, 21° W, nach Reykiavik 66.0° N, 18.5° W, auf dem nördl. Teil von Island verspürt, leichte Bauschäden.
61	„ 3.	Z	—	0.5	eP $16^h\ 35^m\ 0.4^s$
		N	—	0.5	eP $16^h\ 35^m\ 4.1^s$
					Nach Stuttgart Herd Neue-Hebriden.
62	„ 9.	Z	—	0.5	eP' $13^h\ 17^m\ 36.0^s$ Grosse Herdtiefe, Herd nach Chiufeng 2.3° S, 148° E.
63	„ 13.	Z	8900	1.0	eP $2^h\ 03^m\ 7.3^s$, eS $2^h\ 13^m\ 14.0^s$
		B	8920	1.0	eP $2^h\ 03^m\ 8.4^s$, eS? $2^h\ 13^m\ 16.0^s$. e $2^h\ 3^m\ 11.0^s$
		N	9000	1.0	eP $2^h\ 03^m\ 11.5^s$, eS $2^h\ 13^m\ 22.0^s$
					Nach Kobe Herd bei der Insel Schikokou, Kurilen, zirka 44° N, 147° E.
64	„ 13.	Ch	4800	0.5	eP $22^h\ 18^m\ 38.6^s$, eS $22^h\ 25^m\ 12.0^s$
		Z	4860	0.5	eP $22^h\ 18^m\ 43.9^s$, eS $22^h\ 25^m\ 21.0^s$ } Herd nach diesen Stationen zirka 33° N, 61° E,
		B	4960	0.5	eP $22^h\ 18^m\ 49.0^s$, eS $22^h\ 25^m\ 32.0^s$ } Afganistan, nach Strasbourg 29.5° N, 63.5° E.
		N	5000	0.5	eP $22^h\ 18^m\ 53.0^s$, eS $22^h\ 25^m\ 37.0^s$
65	„ 18.	B	8450	0.3	eP $9^h\ 25^m\ 0.6^s$, eS $9^h\ 34^m\ 48.0^s$
		Z	8440	0.5	eP $9^h\ 25^m\ 2.6^s$, eS $9^h\ 34^m\ 48.9^s$
		N	—	0.5	eP $9^h\ 25^m\ 3.5^s$
		Ch	7800	0.3	eP $9^h\ 25^m\ 8.0^s$, eS $9^h\ 34^m\ 23.0^s$
					Herd nach J. S. A. 59.2° N, 145.0° W, stark verspürt in Seward, Alaska.
66	„ 19.	Ch	2000	0.4	eP $18^h\ 47^m\ 25.3^s$, eS $18^h\ 50^m\ 55.0^s$
		Z	2050	0.4	eP $18^h\ 47^m\ 33.9^s$, eS $18^h\ 51^m\ 03.2^s$
		B	—	0.5	eP $18^h\ 47^m\ 41.3^s$ e $18^h\ 53^m\ 54.0^s$
		N	—	0.5	eP $18^h\ 47^m\ 44.1^s$, e $18^h\ 53^m\ 26.0^s$
					Herd nach diesen Stationen zirka 39° N, 32° E, nach Stuttgart 36° N, 30° E, in Uschak leichte Schäden.
67	„ 23.	Ch	—	1.0	e $5^h\ 52^m\ 14.6^s$ } Herd nach Manila 32.5° N, 90,2° E.
		B	—	0.1	eL $5^h\ 54^m$ }
68	„ 24.	N	11200	1.0	eP $6^h\ 12^m\ 55.6^s$, e $S_C\ P_C\ S$ $6^h\ 23^m\ 28.0^s$
		B	11700	1.0	eP $6^h\ 12^m\ 58.3^s$, ePP $6^h\ 16^m\ 59.0^s$, e $S_C P_C S$ $6^h\ 23^m\ 32.0^s$
		Z	10700	1.0	eP $6^h\ 13^m\ 2.6^s$, ePP $6^h\ 16^m\ 59.9^s$, e $S_C P_C S$ $6^h\ 23^m\ 32.5^s$, eS $6^h\ 24^m\ 24.4^s$
		Ch	11000	1.0	eP $6^h\ 13^m\ 3.8^s$, ePP $6^h\ 17^m\ 4.0^s$, e $S_C P_C S$ $6^h\ 23^m\ 34.0^s$
					Nach La Paz Herd 28° S, 69.5° W, im nördl. Teil von Chile, gespürt (Distanz von Zürich 11 000 km).
69	„ 29.	N	—	0.1	eP $1^h\ 23^m\ 11.3^s$
70	„ 29.	Ch	—	0.5	e $8^h\ 42^m\ 35.7^s$
		Z	—	0.5	e $8^h\ 42^m\ 36.2^s$
		B	—	0.5	e $8^h\ 42^m\ 36.6^s$
		N	—	0.5	e $8^h\ 42^m\ 38.5^s$
					Nach Chiufeng Herd 7.3° N, 139.7° E; nach Manila Herd 8.5° N, 137.5° E.
71	Juli 3.	N	—	0.1	e $16^h\ 15^m\ 47.1^s$

Tabelle III (Fortsetzung).

Nr.	Datum	Station	Epizentral-entfernung nach S-P	Ungefähre Dauer der Registr.	Phasen, Bemerkungen
	1934		km	Min.	
72	Juli 6.	B	9100	1.0	eP 23h 1m 17.9s, eS 23h 11m 34.0s
		Z	9200	1.0	eP 23h 1m 20.7s, eS 23h 11m 39.6s } Nach J. S. A. Herd 41.5° N, 124.9° W.
		N	9200	1.0	eP 23h 1m 23.0s, eS? 23h 11m 42.0s } Küste von Oregon.
		Ch	—	1.0	eP 23h 1m 25.8s
73	„ 11.	N	—	0.1	eP 15h 57m 07.8s
74	„ 18.	N	9380	1.5	eP 01h 48m 54.8s, eS 01h 59m 23.0s
		B	9450	1.5	eP 01h 48m 56.6s, eS 01h 59m 28.0s } Azimut aus den Einsatzzeiten von P 278°. Herd zirka 8° N, 84° W, nach Strasbourg 8.2° N, 84° W, Zerstörungen in David Panama.
		Z	9550	1.5	eP 01h 49m 00.0s, ePP 01h 52m 30.3s, eS 01h 59m 40.3s }
		Ch	9340	1.5	eP 01h 49m 03.8s, eS 01h 59m 30.0s
75	„ 18.	N	9340	1.0	eP 4h 13m 8.5s, eS? 4h 23m 34.0s
		B	9640	1.0	eP 4h 13m 11.9s, eS 4h 23m 51.0s } Nachstoss zu Nr. 74.
		Z	9340	1.0	eP 4h 13m 13.5s, eS 4h 23m 39.0s }
		Ch	9550	1.0	eP 4h 13m 17.4s, eS 4h 23m 52.0s
76	„ 18.	B	—	0.1	eP 16h 22m 22.8s
		Z	—	0.1	eP 16h 22m 26.5s
77	„ 18.	Z	—	0.1	eP 16h 40m 57.8s
78	„ 18.	N	9340	1.0	eP 17h 12m 11.3s, eS 17h 22m 37.0s
		B	9640	1.0	eP 17h 12m 13.4s, eS 17h 22m 42.0s } Nachstoss zu Nr. 74.
		Z	9500	1.0	eP 17h 12m 16.9s, eS 17h 22m 53.8s }
		Ch	9110	1.0	eP 17h 12m 20.5s, eS 17h 22m 35.0s
79	„ 18.	Ch	—	2.0	eP' 19h 59m 42.6s
		B	—	2.0	eP' 19h 59m 42.8s, e20h 03m 55.0s } Nach Wellington Herd Vanikoro, der Inselgruppe Santa-Cruz (Distanz von Zürich zirka 15600 km, nach PP-P' 15890 km).
		N	—	2.0	eP' 19h 59m 43.6s
		Z	—	2.3	eP' 19h 59m 44.5s, ePP 20h 02m 49.8s, e 20h 04m 10.5s }
80	„ 19.	B	—	0.3	eP' 0h 26m 10.5s
		N	—	0.3	eP' 0h 26m 11.6s
		Z	—	0.3	eP' 0h 26m 11.8s, e 0h 29m 13.7s
		Ch	—	0.3	eP' 0h 26m 11.8s, e 0h 29m 05.0s
					Nach Chiufeng Herd 11.4° S, 166° E, Santa Cruz.
81	„ 19.	Ch	—	1.0	eP 1h 46m 10.7s
		Z	—	1.0	e 1h 46m 45.8s } Herd nach Manila 2° S, 133° E.
		N	—	1.0	e 1h 46m 50.0s }
		B	—	1.0	e 1h 46m 56.6s
82	„ 19.	B	—	1.0	eP 7h 56m 22.3s, eP' 7h 59m 35.6s } Herd nach Manila 13.8° S, 168° W.
		Ch	—	1.0	e 7h 59m 30.0s
83	„ 21.	Z	—	2.0	eP' 6h 37m 34.4s, e 6h 40m 37.4s
		N	—	2.0	eP' 6h 37m 41.3s } Herd nach Manila 12° S, 164° E; nach J. S. A. 18.2° S, 164° E.
		Ch	—	2.0	eP' 6h 37m 50.5s? }
		B	—	2.0	eP' 6h 38m 00.8s?
84	„ 21.	N	9550	1.0	eP 10h 51m 38.6s, eS 10h 02m 16.0s
		B	9030	1.0	eP 10h 51m 40.6s, eS 11h 01m 52.0s } Schäden in David City, Panama, in Armuelles verspürt mit Intensität IX-X F R; nach J. S. A. Herd 8.2° N, 82.5° W.
		Z	9400	1.0	eP 10h 51m 44.4s, eS 11h 02m 13.9s }
85	„ 22.	B	—	0.4	eP 20h 5m 6.8s
		Z	—	0.4	eP 20h 5m 8.8s, e 207h 8m 44.7s } Keine Oberflächenwellen. Herd nach Manila 47° N, 162° E; nach Stuttgart 36° N, 68° E.
		N	—	0.4	eP 20h 5m 10.5s
86	„ 28.	B	8320	1.0	eP 21h 48m 49.8s, eS 21h 58m 35.0s
		Z	8400	1.0	eP 21h 48m 50.3s, eS 21h 58m 35.6s } Nach J. S. A. Herd zirka 55.1° N, 154.8° W, Kodiak Insel, Alaska.
		N	8460	1.0	eP 21h 48m 51.4s, eS 21h 58m 40.0s }
		Ch	8390	1.0	eP 21h 48m 55.4s, eS 21h 58m 40.0s
87	„ 31.	Ch	—	0.4	eP 6h 11m 47.5s, e 6h 23m 48.0s. Herd nach Manila 15° N, 120° E, auf Luzon verspürt.
88	„ 31.	Ch	9280	0.3	eP 11h 11m 23.6s, eS 12h 21m 46.0s
		Z	9300	0.3	eP 11h 11m 26.2s, eS 12h 21m 50.0s } Nach Batavia in Nord-Sumatra verspürt.
		N	—	0.3	eP 11h 11m 32.1s

Tabelle III (Fortsetzung).

Nr.	Datum	Station	Epizentral-entfernung nach S–P	Ungefähre Dauer der Registr.	Phasen, Bemerkungen
	1934		km	Min.	
89	Juli 31.	Ch	9280	0.3	eP 12h 11m 54.7s, eS 12h 22m 18.0s } Nach Manila Herd 7.8° N. 98.6° E, auf Nord-Sumatra verspürt.
		Z	9200	0.3	eP 12h 11m 58.0s, eS 12h 22m 16.7s }
		N	–	0.3	e 12h 12m 35.4s
90	August 7.	B	–	1.5	eP' 3h 59m 33.7s
		N	–	1.5	eP' 3h 59m 36.0s } Nach J. S. A. Herd zirka 31.1° S, 178° E (Distanz von Zürich 18000 km).
		Z	–	1.5	eP' 3h 59m 38.0s, e4h 2m 29.7s }
91	„ 7.	B	–	0.3	eP 11h 59m 23.1s
		Z	–	0.2	eP 11h 59m 26.5s } Stuttgart gibt als Herdkoordinaten 92° N, 86° E.
		N	–	0.5	eP 11h 59m 28.8s }
92	„ 8.	B	–	0.1	e_1 15h 49m 22.1s, e_2 15h 49m 26.0s, e_3 15h 50m 38.1s
93	„ 11.	B	—	1.0	eP' 8h 31m 00.0s } Nach Manila Herd Formosa zirka 24.7° N, 121.7° E.
		Z	—	0.5	eL 9h 05m }
94	„ 11.	N	–	0.1	e 12m 16h 13.4s
		B	–	0.1	e 12h 16m 19.5s
		Z	–	0.1	e 12h 16m 20.8s
95	„ 13.	B	—	1.5	eP' 0h 3m 15.9s,? Min.-Lücke
		N	11700	1.5	eP 0h 3m 24.9s, $eS_c P_c S$? 0h 13m 59.0s
		Z	10900	1.5	eP 0h 3m 29.5s, ePP 0h 7m 17.0s, $eS_c P_c S$ 0h 13m 59.2s
					Herd nach Manila 8.2° N, 126.5 E, Philippinen.
96	„ 14.	B	–	0.1	e 9h 8m 59.0s
		Z	–	0.1	e 9h 9m 00.2s } Stuttgart gibt als Herdgegend Fidschi-Inseln.
		N	–	0.1	e 9h 9m 5.5s }
97	„ 16.	B	–	0.1	e 2h 18m 32.8s
98	„ 24.	B	–	0.1	e 0h 01m 14.7s
99	„ 31.	B	4550	0.7	eP 5h 10m 37.1s, e 5h 10m 37.1s, eS 5h 16m 57.1s, e 5h 20m 15.0s
		N	4550	0.7	eP 5h 10m 38.5s, eS? 5h 16m 57.0s
		Z	—	0.7	eP' 5h 10m 40.6s, e 5h 20m 32.2s
					Azimut aus den Einsatzzeiten der P-Phasen 34°. Herd zirka 70° N, 65° W.
100	„ 31.	Z	—	0.7	eP 15h 6m 6.9s, e 15h 7m 55.1s
		B	–	0.7	eP? 15h 6m 7.9s, e_1 15h 7m 56.0s, e_2 15h 24m 0.9s
		N	—	0.7	eP' 15h 6m 10.1s, e 15h 16m 18.0s
					Nach Strasbourg Herd Afganistan.
101	Sept. 2.	B	–	0.1	eP' 11h 35m 52.5s
		N	–	0.1	eP 11h 35m 59.0s
102	„ 3.	B	—	0.0	e 6h 58m 11.8s
103	„ 7.	N	–	0.3	eP' 3h 42m 00.0s } Herd nach Strasbourg Algerien, Gegend von Carnot.
		B	–	0.1	eP' 3h 42m 10.0s }
		Z	—	0.2	eP 3h 42m 14.6s }
104	„ 15.	Z	–	1.0	eP 7h 9m 59.3s, e 7h 13m 8.6s, Nach J. S. A. 20° N, 104.7° W.
105	„ 21.	B	—	0.1	e 4h 11m 38.8s
106	„ 21.	Z	9220	0.6	eP 12h 51m 42.6s, S 13h 2m 3.4s } Nach Batavia in Tapanoeli, Nord-Sumatra verspürt.
		B	–	0.6	eP 12h 51m 45.9s }
		N	—	0.6	eP 12h 51m 47.9s, S 13h 2 09s }
107	Oktober 5.	B	–	0.1	e 20h 38m 16.2s
		Z	—	0.1	e 20h 38m 28.4s
108	„ 6.	B	–	0.1	eP 17h 24m 00.3s
109	„ 10.	Z	—	0.4	eP 17h 1m 1.7s, e_1 17h 1m 30.4s, e_2 17h 3m 25.4s; keine Oberflächenwellen, Herd nach Chiufeng 23° S, 179° E.
110	„ 26.	B	—	1.0	eP' 17h 24m 00.3s } Herd nach Chiufeng 30.5° N, 132° E, nach Stuttgart 31.° N, 13.° E.
		N	—	1.0	eP 17h 24m 1.9s }
		Z	9660	1.0	eP 17h 24m 2.2s, S 17h 34m 41.0s }

Tabelle III (Schluss)

Nr.	Datum	Station	Epizentral-entfernung nach S-P	Ungefähre Dauer der Registr.	Phasen, Bemerkungen
	1934		km	Std.	
111	Okt. 29.	Z		0.1	eP' 16h 21m 49.9s } Nach der Presse in Baku verspürt.
		B		0.1	eP 16h 21m 53.8s }
112	Nov. 2.	N		0.1	e 22h 32m 19.1s
		Z		0.1	e 22h 32m 46.6s
113	„ 5.	Z	8700	1.0	eP 23h 14m 41.7s, eS 23h 24m 40.7s, nach J. S. A. Herd 53.2° N, 176.7° W.
114	„ 9.	Z	--	0.2	eP 13h 44m 43.9s, e_1 13h 47m 41.9s, e_2 13h 56m 26.9s } Herd Aegäisches Meer.
		N	1850	0.2	eP 13h 44m 52.7s, eS 13h 48m 4.2s? }
115	„ 10.	N		0.2	eP 15h 45m 38.5s, M 15h 06m
116	„ 12.	Z	2690	0.5	eP 7h 24m 37.7s, eS 7h 28m 59.2s } Nach diesen Stationen Herd zirka 41° N, 42° E; nach Strasbourg 37° N, 40° E.
		B	2720	0.5	eP 7h 24m 45 8s, eS 7h 29m 16.0s }
		N	2710	0.5	eP 7h 24m 47.5s, eS 7h 29m 16.6s }
117	„ 12.	B	—	0.5	e_1 8h 36m 41.0s, e_2 8h 41m 03.0s } Herd nach Strasbourg 37° N, 8.5° W, in der Provinz Algarve, Portugal verspürt.
		Z		0.5	e 8h 40m 37.7s }
118	„ 18.	Z	4700	0.6	eP 3h 29m 31.9s, e 3h 30m 43.2s, eS 3h 36m 00.0s, e 3h 39m 43.5s } Nach Strasbourg Herd 37° N, 66.5° E, Turkestan.
		B	—	0.6	eP 3h 29m 35.9s }
		N	4550	0.6	eP 3h 29m 39.8s, eS? 3h 36m 00.0s }
119	„ 18.	Z		0.2	eP 9h 30m 19.7s
		B	--	0.2	eP 9h 30m 21.0s
		N		0.1	eP 9h 30m 24.0s
120	„ 18.	Z	--	1.0	eP' 22h 59m 16.6s } J. S. A. gibt als Herd 47° S, 138° E, nach Kew in Sidney verspürt.
		N	--	1.0	eP' 22h 59m 18.0s }
		B	—	1.0	eP' 22h 59m 18.2s }
121	„ 21.	N	-	0.1	e 20h 10m 44 4s
122	„ 21.	Z	-	0.1	eP 22h 30m 37.9s, e 22h 34m 09.8s
		B	--	0.1	eP 22h 30m 44.2s
123	„ 26.	Z	10450	1.2	eP 12h 22m 26.5s, ePP 13h 26m 17.0s, e S_C P_C S 12h 32m 51.8s } Herd nach Manila 14° 10' N, 120° 10' E, in Manila verspürt V–VI F. R.
		B	--	1.2	eP 12h 22m 28.6s. e 12h 26m 9.0s }
		N	10200	1.2	eP' 12h 22m 31.3s, e 12h 32m 41.8s, eS 12h 33m 35.0s }
124	„ 27.	N	—	0.5	eP 6h 32m 0.7s, e 6h 33m 6.3s } Nach J. S. A. Herd 2.7° N, 128° E.
		B		0.5	eP 6h 32m 45.9s }
125	„ 30.	N	10250	1.0	eP 2h 18m 18.5s, ePP? 2h 21m 42.5s, eS 2h 29m 24.0s } Nach J. S. A. Herd 18.° N, 105° W.
		B	10400	1.0	eP 2h 18m 19.9s, eS? 2h 29m 34.0s }
		Z	—	1.0	eP 2h 18m 23.3s, ePP 2h 22m 3.3s }
126	Dez. 15.	Z	6550	1.0	eP 2h 7m 56.7s, eS 2h 16m 8.5s } Nach diesen Stationen Herd 32° N, 86° E, nach Strasbourg 32° N, 89° E.
		B	6870	1.0	eP 2h 8m 00.6s, eS 2h 16m 32.0s }
		N	6820	1.0	eP 2h 8m 04.9s, eS 2h 16m 35.0s }
127	„ 15.	B	—	0.1	e 18h 18m 40.0s
128	„ 15.	B		0.1	eP' 18h 38m 43.1s
129	„ 22.	N	--	1.0	eP 14h 42m 25.8s } Nach J. S. A. Herd 9° N, 87° W.
		B	—	1.0	eP 14h 42m 28.6s }
		Z	...	1.0	eP 14h 42m 43.1s }
130	„ 23.	N	11100	1.0	eP 10h 5m 47.5s, e S_C P_C S 10h 16m 18.6s } Herd Süd-Amerika, nach La Paz zirka 8° N, 89° W.
		B	11200	1.0	eP 10h 5m 48.4s, e S_C P_C S 10h 16m 20.4s }
		Z	11000	1.0	eP 10h 5m 50.9s, e S_C P_C S 10h 16m 21.5s }
131	„ 30.	N		0.7	eP 14h 04m 53.2s } Herd nach U. S. C. G. S. 31° N, 116° W, in Arizona und California verspürt. Schäden im Imperial Valley.
		B	--	0.7	eP 14h 04m 56.5s }
		Z		0.7	eP 14h 05m 00.2s }
132	„ 31.	N	9150	1.0	eP 18h 58m 29.5s, eS 19h 09m 7.1s } Nachstoss zu Nr. 132.
		B	—	1.0	eP 18h 58m 30.8s }
		Z	9450	1.0	eP 18h 58m 36.0s, ePP 19h 03m 3.8s, eS 19h 09m 7.1s }

In der Schweiz im Jahre 1934 verspürte Erdbeben.

M.E. Zeit.

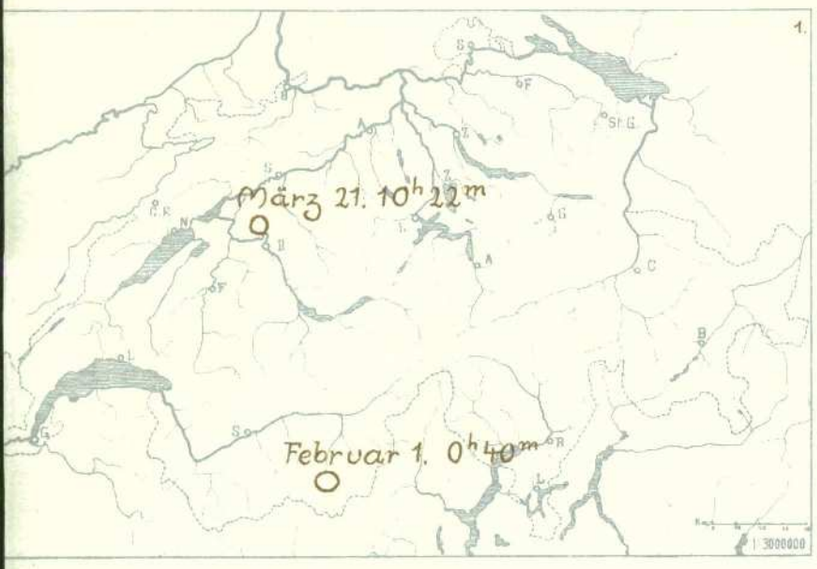

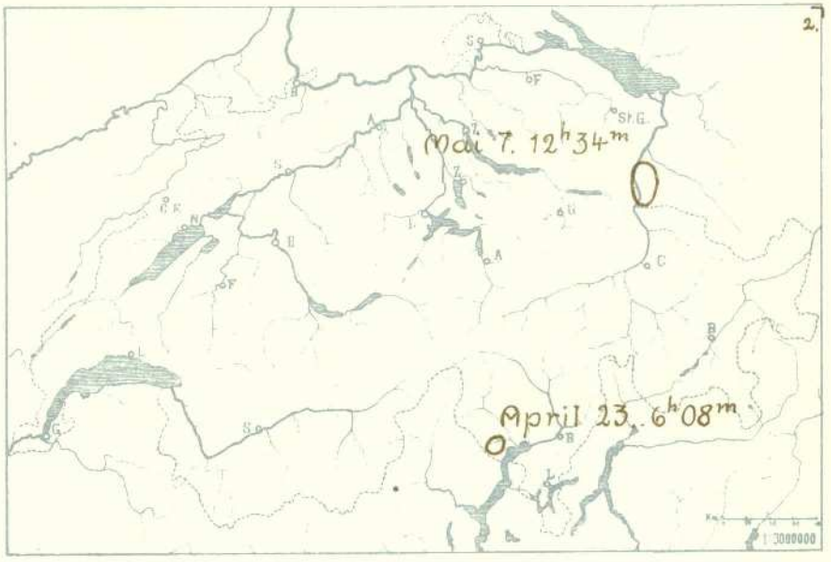

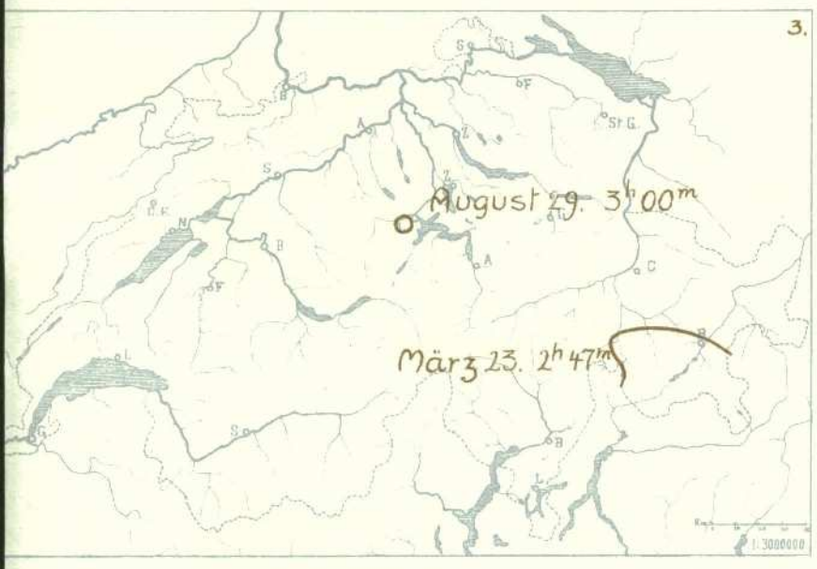

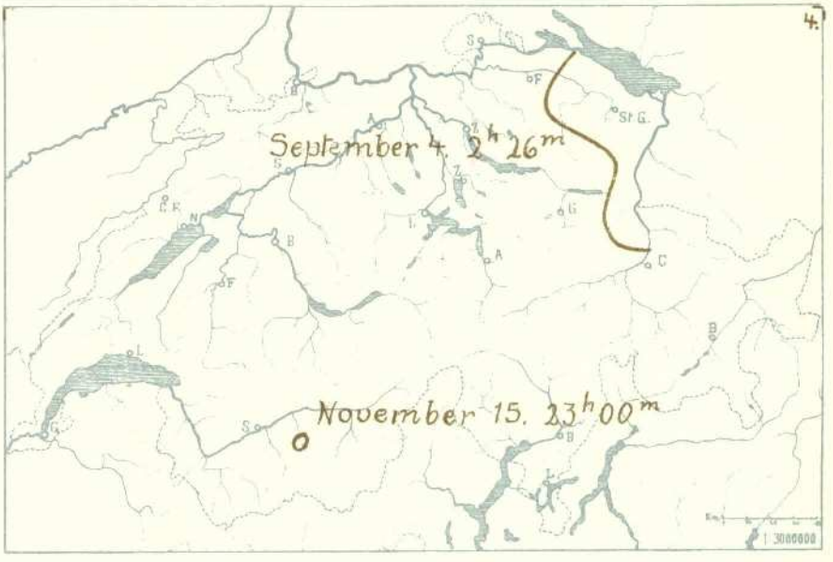

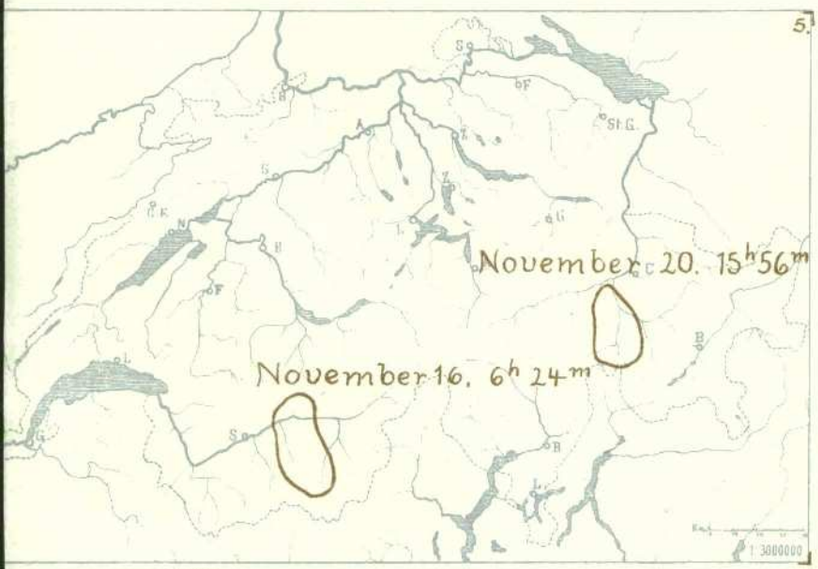

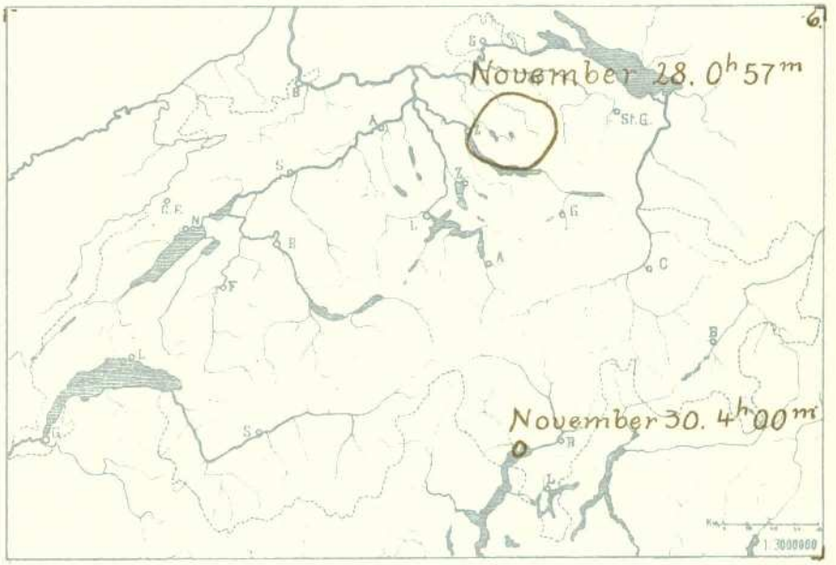

Nr. 6

Prévision locale des gelées nocturnes

P.-L. Mercanton et Ch. Golaz.

Les nécessités de la défense contre les gelées nocturnes — plus spécialement pour le vignoble zurichois et à la sollicitation de M. le Dr. Schellenberg, commissaire cantonal à la Viticulture — nous ont amené à reprendre les essais de détermination du minimum nocturne de la température de l'air par la vieille méthode de Kammermann: on lit, à l'heure fixée par les besoins de la défense des cultures, la température prise dans l'air et à l'ombre par un thermomètre mouillé; on en déduit le minimum probable de la nuit suivante en en soustrayant un nombre de degrés fixé par l'expérience. Kammermann a démontré surabondamment en effet que l'écart de ces deux températures reste sensiblement constant pour une certaine époque de l'année et varie peu d'une époque à l'autre. Ce météorologue s'adressait à des températures prises par tous les temps: serein, couvert, pluvieux, etc. Il va sans dire que pour appliquer sa méthode à la prévision pratique des gelées nocturnes, il faut s'en tenir aux seules nuits claires, alors que le refroidissement est dû essentiellement au rayonnement. C'est lui, en effet, qui conditionne l'écart de températures en cause; les refroidissements provoqués par des irruptions brusques d'air froid (air polaire) ne relèvent pas des mêmes conditions et la méthode défaille.

Les viticulteurs zurichois protègent généralement leurs plants par des tabliers de paille qu'on ajuste aux échalas. Ce travail demande du temps; c'est pourquoi nous avons dû fixer à 16 heures l'instant de la lecture du thermomètre mouillé. Ce thermomètre, simplement divisé en degrés, a un réservoir engaîné de mousseline, et est suspendu à un pieu à l'ombre d'une planchette à quelque 60 cm du sol, au bas la vigne; il constitue, avec sa réserve d'eau de pluie, tout l'attirail nécessaire.

Nous avons poursuivi, depuis le printemps 1935, tant dans le parc instrumental gazonné, un peu trop enfermé d'ailleurs, de la Station météorologique de Zurich que dans une vigne voisine bien dégagée, s'allongeant sous l'église neuve de Fluntern et obligeamment mise à notre disposition par son propriétaire, M. Bruppacher, des déterminations systématiques de ces écarts de température. On opérait, en principe, chaque fois que le ciel, clair à 16 heures, faisait espérer une nuit sereine, mais souvent aussi par un temps quelconque. Il nous paraît inutile de consigner ici toutes ces observations (150 environ), faites de février à octobre 1935. Contentons-nous d'en donner les résultats.

Parc de la Station centrale: les écarts moyens de la température au thermomètre mouillé, à 16 heures, avec le minimum réel de la nuit suivante, ont été:

Ensemble des nuits (92):	4.95°
avec: écart moyen d'une détermination:	± 2°
„ „ de la moyenne (écart méd.)	± 0.15°
Nuits claires seulement (46):	6.3°
écart moyen d'une détermination:	± 1°
écart médian	± 0.1°

Vigne:

Ensemble des nuits (61):	5.9°
écart moyen d'une détermination:	± 2°
écart médian	± 0.2°
Nuits claires seulement (37):	7.05°
écart moyen d'une détermination:	± 1°
écart médian	± 0.1°

Les extrêmes obtenus par nuits claires ont été:

Parc de la Station: min. 4.4° — max. 9.0°
Vigne: min. 5.5° — max. 9.5°

Quant aux fréquences d'un écart de température donné, comptées par échelons d'un degré, les voici:

Répartition des écarts par échelons de 1° C.

Échelons	0.1–1.0	1.1–2.0	2.1–3.0	3.1–4.0	4.1–5.0	5.1–6.0	6.1–7.0	7.1–8.0	8.1–9.0	9–10	10–11	
Vigne 22. II – 18. X.	1	—	2	10	6	10	18	7	5	2	—	Toutes les nuits
	—	—	—	—	—	8	15	7	5	2	—	Nuits claires seules
Parc 23. II. – 15. X.	4	2	7	15	15	22	14	8	4	—	—	Toutes les nuits
	—	—	—	—	6	18	10	8	4	—	—	Nuits claires seules

Pour le parc, l'échelon de fréquence maximum est celui de 5,1° à 6,0°, tant pour les nuits claires seules que pour l'ensemble des nuits. Pour la vigne, c'est

l'échelon de 6.1° à 7.0° qui est favorisé, tant pour l'ensemble que pour les nuits claires en général, mais au printemps, précisément dans la période critique pour la végétation, l'échelon de 7.1° à 8.0° semble un peu avantagé par temps serein.

Nous avons fixé à 8° le chiffre à déduire par le vigneron pour prévoir s'il gèlera ou si le minimum nocturne restera au-dessus de 0° et l'expérience de 1935 nous a donné raison. Un vigneron zurichois qui, à 16 heures, lit une température „mouillée" supérieure ou égale à + 8° peut pratiquement s'abstenir de poser ses engins de protection. Néanmoins, dans certains vignobles de configuration particulièrement favorable à la stagnation de l'air froid, il conviendra d'élever cette marge à 9, voire 10°; l'expérience locale seule peut en décider.

A l'occasion de cette recherche, nous avons fait quelques essais de protection avec les tabliers de paille usuels ainsi qu'avec des coiffes de cellophane préconisées par certains fabricants. Ces expériences ont été très favorables à l'emploi des tabliers de paille mais nettement défavorables à celui de coiffes transparentes: tandis que la paille, tout en laissant une certaine liberté de circulation à l'air, protège à coup sûr la plante du rayonnement nocturne, l'écran de cellophane, imperméable, met durant le jour le végétal en serre chaude, mais ne semble faire nul obstacle à son refroidissement nocturne. Les minima sous cellophane étaient en moyenne de 1° inférieurs à ceux sous la paille. D'autre part nous avons observé maintes fois, sous la cellophane, un minimum inférieur à celui de l'air libre. De tels écrans doivent être résolument rejetés.

Station centrale de Météorologie.
Zurich, novembre 1935.

Nr. 7

De l'estimation de la durée d'insolation par l'héliographe de Campbell-Stokes à boule de verre

P.-L. Mercanton.

Le comput de la durée d'insolation par les brûlures de la bande héliographique Campbell se fait selon des règles, mal fixées encore, et qui font appel fortement à l'équation personnelle de l'estimateur.

J'ai voulu me rendre compte du degré d'homogénéité des résultats obtenus à la Station centrale suisse de météorologie, à Zurich. Dans la règle, les estimations y sont faites par une même employée, Melle Boesch, qui en a une grande habitude. J'ai appelé à les faire aussi d'autres personnes de l'Institut, à formation universitaire ou non. Certaines d'entr'elles avaient quelque pratique de ce travail; il était tout nouveau pour d'autres. Toutes ont mis le plus grand soin à faire ces estimations dans les règles employées à Zurich et qui ont été énoncées par M. Marten dans le Rapport de gestion de l'Institut météorologique prussien pour 1911. Je rappelle ces règles:

1° En cas de trace faible, c'est à dire de simple changement de teinte (brunissement de la bande), on compte en plein. à l'échelle des temps, la moindre marque.

2° En cas de trace forte avec formation de cendres bien reconnaissable (bande brûlée) on déduit au moins 1/10 d'heure de la mesure de chaque marque individuelle.

3° On attribue la valeur d'une minute à chaque brûlure se réduisant à un point.

4° En cas de trous, on mesure leur diamètre intérieur, en négligeant la bordure de cendres.

Les bandes choisies étaient diverses, allant d'une

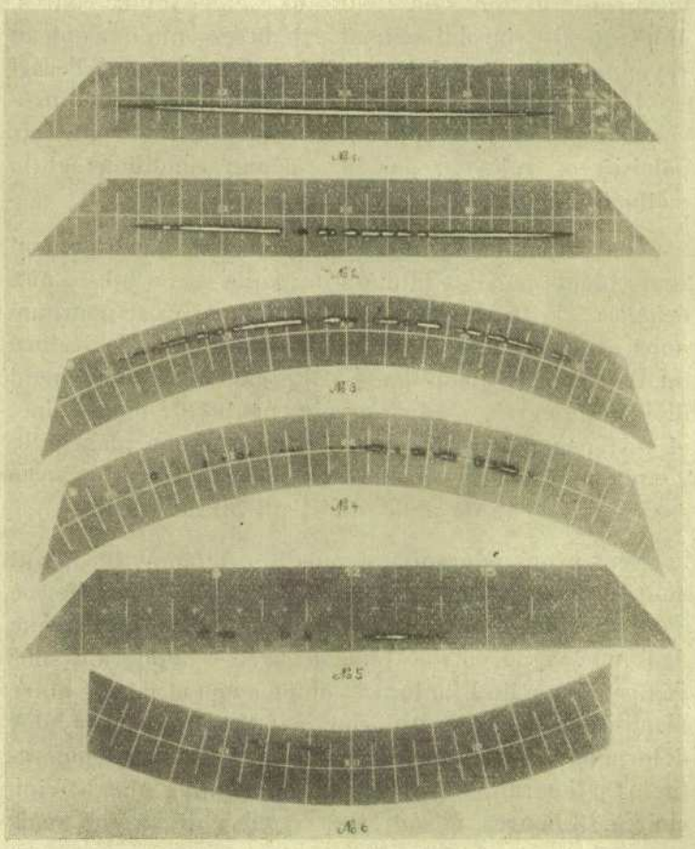

brûlure continue (jour serein) à une suite complexe de points et de traits carbonsiés (jours nuageux). La figure ci-contre les représente.

Dix-neuf personnes ont pris part à l'épreuve; il a fallu d'emblée en éliminer une (un universitaire!), dont le tempérament peut-être trop scrupuleux a rendu les estimations absolument aberrantes. Les 18 autres, divisées en deux catégories: entraînés (7), et novices (11), estimant ces durées sur ces mêmes 6 bandes, ont fait les déterminations suivantes:

Dépouillements de bandes solaires Campbell-Stokes, en heures.

		Expérimentés							Novices												
Bandes		1	2	3	4	5	6	7	8	9	10	11	12	13	14	15	16	17	18	Moyen. générale	Ecart moyen. d'une det.	Ecart médian
N° 1	Durées	10.9	10.7	10.8	10.9	10.95	10.8	10.6	10.6	10.7	10.5	10.8	11.0	10.4	10.7	10.6	10.6	10.6	10.5	*10.7*	0.17	*0.03*
	Ecarts	*0.2*	*0.0*	*0.1*	*0.2*	*0.25*	*0.1*	*-0.1*	*-0.1*	*0.0*	*-0.2*	*0.1*	*0.3*	*-0.3*	*0.0*	*-0.1*	*-0.1*	*-0.1*	*-0.2*				
N° 2	Durées	9.2	9.5	9.6	8.7	8.85	9.25	8.95	9.1	9.1	8.9	8.6	8.6	7.95	8.6	8.9	8.5	8.1	8.1	*8.8*	0.46	*0.075*
	Ecarts	*0.4*	*0.7*	*0.8*	*-0.1*	*-0.05*	*0.45*	*0.15*	*0.3*	*0.3*	*0.1*	*-0.2*	*-0.2*	*-0.75*	*-0.2*	*0.1*	*-0.3*	*-0.7*	*-0.7*				
N° 3	Durées	8.0	8.9	8.9	6.9	7.9	8.15	7.5	7.3	8.4	8.0	6.8	7.1	6.75	6.8	7.6	7.2	6.8	7.2	7.55	0.70	*0.10*
	Ecarts	*0.45*	*1.35*	*1.35*	*-0.65*	*0.35*	*0.6*	*-0.05*	*-0.25*	*0.85*	*0.45*	*-0.75*	*-0.45*	*-0.8*	*-0.75*	*0.06*	*-0.35*	*-0.75*	*-0.35*				
N° 4	Durées	2.9	3.9	4.1	2.35	3.0	3.0	2.3	2.4	3.2	2.45	1.7	2.4	2.55	2.6	3.3	2.8	2.0	2.2	2.75	0.56	*0.09*
	Ecarts	*0.15*	*1.15*	*1.35*	*-0.4*	*0.25*	*0.25*	*-0.45*	*-0.35*	*0.45*	*-0.3*	*-1.05*	*-0.35*	*-0.2*	*-0.15*	*0.55*	*0.05*	*-0.75*	*-0.55*				
N° 5	Durées	2.3	2.9	2.1	1.9	2.2	2.5	1.8	1.65	1.8	1.9	1.6	1.6	2.45	1.9	2.85	2.6	1.7	2.8	2.15	0.43	*0.07*
	Ecarts	*0.15*	*0.75*	*-0.05*	*-0.25*	*0.05*	*0.35*	*-0.35*	*-0.5*	*-0.35*	*-0.25*	*-0.55*	*-0.55*	*0.3*	*-0.25*	*0.7*	*0.45*	*-0.45*	*0.65*				
N° 6	Durées	1.3	1.6	1.1	1.3	1.35	1.5	1.5	0.65	1.05	1.2	1.1	1.1	1.1	1.0	0.55	1.5	1.05	1.2	*1.2*	0.28	*0.045*
	Ecarts	*0.1*	*0.4*	*-0.1*	*0.1*	*0.15*	*0.3*	*0.3*	*-0.55*	*-0.15*	*0.0*	*-0.1*	*-0.1*	*-0.1*	*-0.2*	*-0.65*	*0.3*	*-0.15*	*0.0*				

Bandes N° 1—4: Mont-Soleil (Jura), 1, 3, 18 et 26 avril 1934.
5—6: Zurich, 1 septembre et 4 décembre 1934.

Si on prend les durées d'insolation moyennes obtenues pour l'expression de la réalité, on trouve que l'erreur „médiane" des 11 inexpérimentés n'est que de ± 0.08 heure, tandis que celle des 7 expérimentés atteint ± 0.10h; l'erreur médiane des 18 personnes consultées est ± 0.07h, c'est à dire qu'il y a autant de chances que leur moyenne générale s'écarte de la réalité de moins de 0.07h qu'elle ne dépasse cette limite. Remarquons que si l'on réduit, pour le calcul de l'erreur, les deux groupes au même nombre de participants, on retrouve le chiffre de 0.08 pour chaque groupe, entraînés ou novices. On peut donc confier la besogne à n'importe quelle personne de la Station (exception faite du n° 19), sans avoir à craindre des estimations trop aberrantes.

La moyenne des déterminations de la préposée aux bandes héliographiques s'est révélée:

1° inférieure de 0.03h à la moyenne des 7 expérimentés;

2° supérieure de 0,4h à celle des 11 novices;

3° supérieure de 0.25h à celle de 18 personnes.

L'accoutumance ne délivre donc pas d'une équation personnelle appréciable.

J'ai voulu également savoir pour cette même personne à quel point ses estimations d'une même bande, mise sous ses yeux à intervalles irréguliers et de plusieurs semaines, concordaient entre elles; la bande choisie était à inscriptions sporadiques, faisant en tout 5h environ. La moyenne de huit déterminations a été 5.52 ± 0.02; les estimations individuelles ont varié entre 5.40 et 5.60h.

La conclusion générale de cette étude est, me semble-t-il, qu'il ne faut pas prétendre estimer la durée d'insolation par l'héliographe de Campbell à plus de 1 à 2 dixièmes d'heure près et aussi que n'importe qui — sauf de rares exceptions apparaissant d'emblée — peut faire des estimations suffisamment correctes.

Station centrale de Météorologie.
Zurich, 1935.

Nr. 8

Ein neuer Strahlungs-Integrator

von

W. Brückmann.

Seit geraumer Zeit haben wir uns an der Meteorologischen Zentralanstalt in Zürich mit der Konstruktion eines Instrumentes befaßt, das in exakter Weise die Summe der Kalorien direkt anzeigen soll, die im Laufe des Tages von Sonne und Himmel der Erdoberfläche zugestrahlt worden sind. Das Instrument hat also nicht die Aufgabe, eine fortlaufende Kurve der Variationen der Strahlungsintensität über den Tag hin zu geben — solche Registratoren sind verschiedentlich schon gebaut worden —, sondern es soll selbsttätig das Integral über die Fläche vermitteln, die von dieser Kurve und ihren rechtwinkligen Koordinaten (Zeit und Intensität) umschlossen wird. Es soll uns also die Arbeit des nachträglichen Ausmessens solcher Flächen abnehmen, indem es die Einzelwerte, die die Kurve bilden, selbst fortlaufend zusammenzählt und uns jederzeit die bisherige Summe abzulesen gestattet.

Wir strebten dabei die stetige Integrierung der gesamten zugestrahlten Wärmeenergie an, nicht allein der Energie der direkten Sonnenstrahlung, sondern auch der von Himmel und Bewölkung bei jeder Witterung diffus zu uns gelangenden. Bei der Bedeutung der Wärmestrahlung für alles Leben auf der Erde ist eine Festellung ihrer Gesamtheit, deren Tages- und Monats- und Jahresbeträge mit allen Variationen, die im Laufe der Zeit auftreten, von größtem Nutzen. Für die Bioklimatologie, für Tier- und Pflanzenbiologie, für praktische Untersuchungen über den Zusammenhang des Ausfalles der Ernten mit den Strahlungssummen in den vorangegangenen Monaten usw., sind Untersuchungen dieser Art von Wichtigkeit.

Die Anregung zur Konstruktion eines solchen Integrators durch uns ging von Herrn Dr. J. Maurer, a. Direktor der Meteorologischen Zentralanstalt, aus, dem als langjährigem Mitglied und Vorsitzenden der Internationalen Strahlungskommission solche Fragen besonders nahe lagen. Er dachte dabei in erster Linie an ein einfaches Instrument, das auf dem Prinzip der Destillation von Flüssigkeiten unter dem Einfluß der Strahlung beruhen sollte, in Erinnerung an früher von ihm selbst angestellte Konstruktionsversuche. Der Wunsch nach größerer Meßgenauigkeit, als sich mit diesem Prinzip erwarten ließ, hat uns schließlich auf andere Wege zur Lösung des Problems gewiesen. Bei seinen diesbezüglichen Versuchen ist dann dem Verfasser dieses Aufsatzes durch Herrn Dr. Maurer, wie auch durch dessen Nachfolger, Herrn Prof. Mercanton, stets alle Unterstützung gewährt und zuteil geworden.

Es war das nächstliegende, die Konstruktion auf die Methode der Strahlungsmessung mit Hilfe der Thermosäule zu stützen. Diese Methode ist fast unbegrenzter Meßgenauigkeit fähig, und sie hat zudem den Vorteil, daß vorzügliche Strahlungs-Empfänger dieser Art schon existieren, so daß für unseren Fall ausschließlich der registrierende Teil zu konstruieren übrig blieb, während wir uns für den empfangenden Teil eines der schon bestehenden bedienen konnten.

Die Ausführung des Integrators erfolgte in drei verschiedenen Formen, die nachfolgend kurz geschildert seien. Den Gedanken, eine Verstärkung des Thermostromes, der namentlich bei kleiner Strahlungsintensität sehr schwach ist, mit den Hilfsmitteln der modernen Physik zu versuchen, haben wir aufgegeben und das einfache Verfahren gewählt, den von der Thermosäule kommenden Strom direkt in ein hochempfindliches Galvanometer zu leiten, und dann die Zählvorrichtung durch einen mit der Galvanometerspule verbundenen Zeiger betätigen zu lassen.

Als Galvanometer hat uns Herr Ing. E. Schiltknecht in Zürich, in dessen Werkstätten das erste Modell unseres Integrators gebaut worden ist, ein empfindliches Instrument geliefert, dessen Spule — zwischen Bronzebändern aufgehängt — ein 10 cm langes feines und sehr leichtes Aluminiumröhrchen als Zeiger trägt. Auf das äußere Ende dieses Zeigers ist ein ebenfalls leichter kleiner zylindrischer Körper aus Knochen aufgeschoben. Dieses Galvanometer hat auch beim zweiten und beim dritten Modell Benutzung gefunden.

Der leitende Gedanke für die Ausführung des Integrators war folgender:

Das Galvanometer wird so geeicht, daß der größtmögliche Ausschlag des Zeigers erreicht wird, wenn ein

Thermostrom der größten zu erwartenden Intensität durch das Galvanometer fließt, d. h. also ein Strom, der bei einer Strahlung von ca. 1.5 Grammkalorien entsteht. Der Zeiger wird nun mit seinem vorderen, verstärkten Ende in regelmäßigen Zeitintervallen, nämlich jede Minute, an der Stelle, an der er sich jeweils befindet, durch einen Fallbügel leicht herabgedrückt. Die Uebermittlung der jeweiligen Zeigerstellung an den Zähler — der schwierigste Teil der Konstruktion — ist in den drei Ausführungen in verschiedener Weise versucht worden, bei der ersten und dritten auf mechanischem, bei der zweiten auf elektrischem Wege. Bei allen drei Modellen diente als Zähler ein gewöhnlicher 4-stelliger Hubzähler (Tourenzähler).



Bei der ersten Ausführung sind unter dem Fallbügel — in entsprechend bogenförmiger Anordnung, wie es durch die Kreisbewegung des Zeigerendes und damit auch die Form des Fallbügels gegeben ist — 15 vertikal gerichtete kurze Hebel über den gesamten Bereich der Zeigerbewegung hin gleichmäßig verteilt. Beim Herabgehen des Bügels trifft der Zeiger je nach seiner augenblicklichen Stellung auf das obere Ende des einen oder des andern der genannten Hebelstücke. Diese Druckwirkung überträgt sich nun abwärts auf ein System von 15 horizontal gelagerten Hebeln, deren Drehpunkte vom einen zum andern verschieden gelegt sind, nämlich so, daß bei gleichgroßer Senkung des einen von den vertikalen Stangen gedrückten Endes, die Hebung des andern Endes gradweise verschieden groß ist. Die Hebewirkung dieses horizontalen Systems erfolgt auf ein gemeinsames Zahnrad, das seinerseits in den Zähler eingreift. Beim Herabdrücken des ersten Hebels wird die Einheit der letzten Stelle des Zählers weitergeschaltet, bei Betätigung des zehnten Hebels die Einheit der zweitletzten Stelle usw. Es wird so die Strahlung von Minute zu Minute bis auf die Zehntel der Grammkalorie genau festgestellt und summiert.

Beim zweiten Modell haben wir die mechanische Uebertragung zwischen Galvanometerzeiger und Zähler durch eine elektrische ersetzt. Der kleine Körper am äußeren Zeigerende erhielt eine leichte metallische Hülse übergeschoben und wird jetzt vom Bügel nicht auf bewegliche Hebelstangen gedrückt, sondern auf eine Reihe von — ebenfalls bogenförmig angeordneten festen metallischen Kontakten, deren jede mit einer ihr zugeordneten kleinen elektromagnetischen Spule in leitender Verbindung steht. Ein Uhrwerk — mit automatischer, elektrischer Aufziehvorrichtung — betätigt jede Minute durch einen Quecksilberkontakt den Fallbügel. Der metallische Ueberzug des Zeigerkopfes wird so auf einen der erwähnten Kontaktstellen gedrückt; er schließt dabei einen Strom, der durch Bügel und Kontakt zur entsprechenden Spule geht. Deren Anker wird angezogen und schaltet durch Vermittlung eines Hebelwerkes den Zähler um den Betrag, der dem Stand des Galvanometerzeigers und so der Nummer des getroffenen Kontaktes entspricht.

Diese zweite Konstruktion befriedigte im wesentlichen, zeigte aber noch die Nachteile: 1. der Abhängigkeit von recht stark beanspruchten Stromquellen, 2. daß an den Kontaktstellen Klebeerscheinungen auftraten, 3. daß zu Zeiten sehr gleichmäßiger Strahlungsintensität (z. B. bei unveränderter Bewölkung) eine einzelne Spule so lange nacheinander benutzt wurde, daß sie sich stark erwärmte und Hemmungen in der Bewegung des Eisenkernes auftraten.

Diese Umstände führten zu einer dritten Konstruktion, die wieder auf rein mechanischer Schaltung beruhte. Die beigefügten Bilder zeigen das Instrument in dieser letzten Form. Der vom Fallbügel leicht herabgedrückte Zeigerkopf trifft hier wieder, ähnlich wie bei der ersten Form, auf bogenförmig nebeneinander



angeordnete vertikale Hebelstangen, bezw. deren obere Enden, die kopfartig so verbreitert sind, daß nur der notwendigste Zwischenraum zwischen ihnen besteht. Diese vertikalen Stangen betätigen jetzt „Rechen", Zahnräder, von denen jedes um seine bestimmte Zahl von Zähnen zurückfällt, wenn seine Drucktaste vom Zeiger getroffen wird. Dann wird sofort das Rad vom

Uhrwerk wieder in seine Ausgangsstellung zurückgeschaltet und diese Schaltbewegung überträgt eine Zahnradanordnung auf den Zähler.

Der Integrator hat dann auch noch eine Schreibvorrichtung erhalten. Vor vertikal stehender Registriertrommel ist eine Schreibfeder an ihrem, ebenfalls vertikal beweglichen Träger festgeklemmt. Vom oberen Ende dieses Trägers verläuft eine Schnur über eine Rolle zu einem Radquadranten, der die Schaltungen, die den Zähler in Tätigkeit setzen, mitmacht. Die Schreibfeder zeichnet dann vertikale Striche auf das Registrierpapier, deren Länge dem Betrag der Schaltbewegung der einzelnen Tasten in jeder Minute entspricht.

Man hat so neben der Gesamtsumme der Kalorien, die man am Zähler abliest, auch die einzelnen Summanden — diese in graphischer Form — festgehalten. Die Registrierung ist insofern noch besonders nützlich, als sie die Kontrolle des Funktionierens des Integrators auf einfache Weise ermöglicht.

Als Strahlungsempfänger haben wir bisher bei unseren Versuchen stets das von der Firma Kipp & Zonen in Delft (Holland) hergestellte Solarimeter verwendet, das aus einer Moll'schen Säule von 20 Thermoelementen besteht. Die durch doppelte Glashalbkugel gegen die Witterung geschützten Lötstellen sind bei ihr horizontal angeordnet und so, daß die Strahlung des ganzen sichtbaren Himmels darauf fällt und zur Wirkung gelangt. Ein geeignetes geschütztes Kabel leitet den entstehenden Thermostrom ins Haus zum Registrierapparat.

Der neue Strahlungs-Integrator ist in der letztbeschriebenen Ausführung namentlich hier an unserem bioklimatischen „Osservatorio" in Locarno-Monti ausprobiert worden und er bewährt sich durchaus. Kleinere Mängel, die ihm noch anhaften, sind bei einer Neukonstruktion leicht zu vermeiden.

Vielleicht regt die vorstehende Beschreibung zur Entstehung weiterer Exemplare des Instrumentes an, denn für die anfangs erwähnten Forschungszwecke wäre die Verbreitung solcher Strahlungs-Integratoren erwünscht. Sie werden hergestellt von Herrn H. Bühler, Fabrik. feinmechan. und elektr. Kleinapparate, in Zürich 2 (Lavaterstraße 62).

Locarno-Monti, Dezember 1935.

Osservatorio Ticinese der M. Z. A.